

# National COVID-19 daily report



7/31/2020

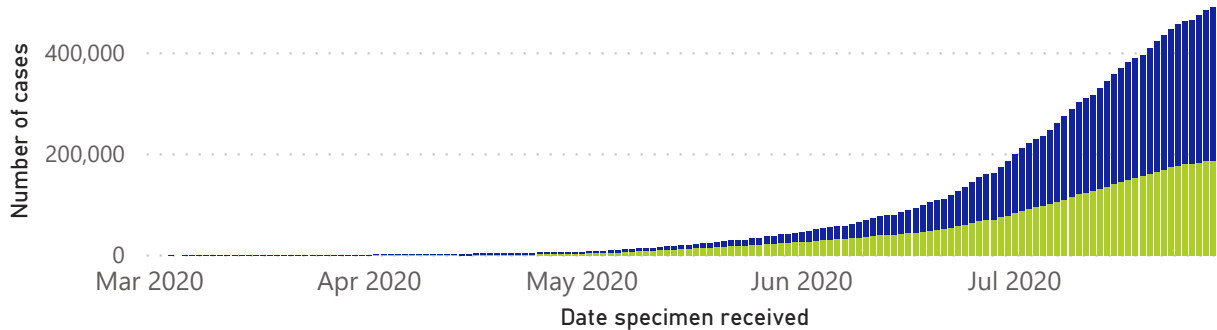
This report collates laboratory data from the public- and private-sectors. Laboratory test data have been de-duplicated to the level of individual persons. These are provisional data and may be updated with further data cleaning.



## Person-level case data

### Cumulative count by date specimen received

Public Private



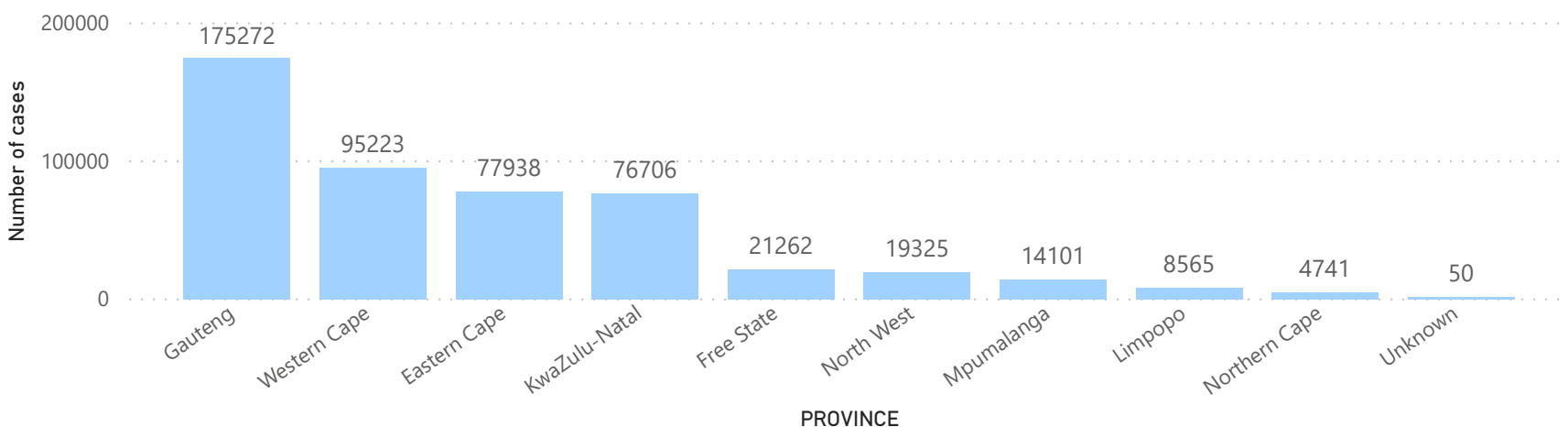
**11,022**  
New cases in the last 24h

**493,183**  
Total cases

### Cumulative cases by province

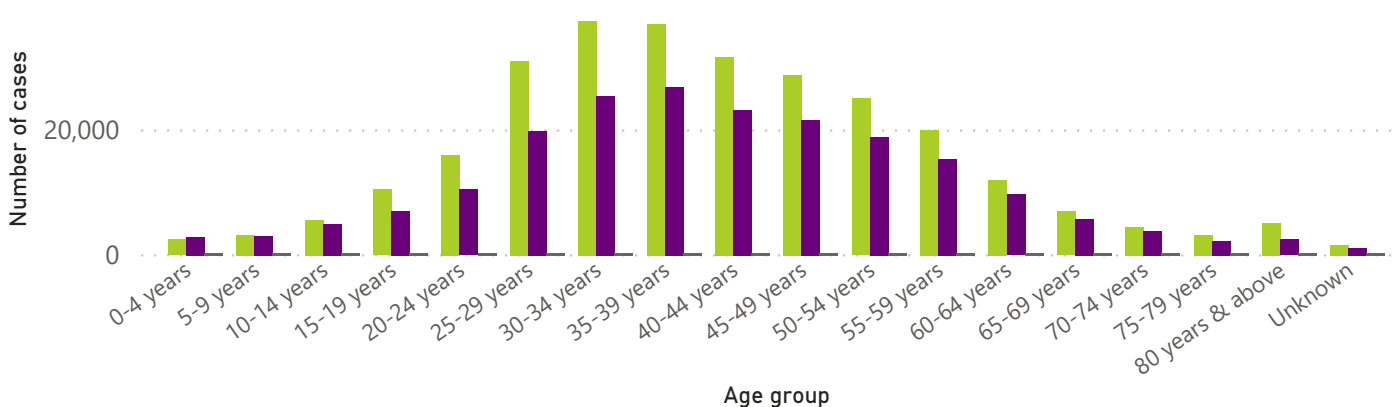
Province	Total cases yesterday	Harmonised numbers	Updated total cases yesterday	Total cases today	New cases today	Percentage
Gauteng	171574	-18	171556	175272	3716	35.54
Western Cape	94440	-1	94439	95223	784	19.31
Eastern Cape	77055	0	77055	77938	883	15.80
KwaZulu-Natal	73919	8	73927	76706	2779	15.55
Free State	20398	-2	20396	21262	866	4.31
North West	18811	8	18819	19325	506	3.92
Mpumalanga	13280	-12	13268	14101	833	2.86
Limpopo	8240	8	8248	8565	317	1.74
Northern Cape	4402	1	4403	4741	338	0.96
Unknown	50	0	50	50	0	0.01
<b>Total</b>	<b>482169</b>	<b>-8</b>	<b>482161</b>	<b>493183</b>	<b>11022</b>	<b>100.00</b>

### Cumulative cases by province



### Cumulative cases by age and sex

Sex Female Male Unknown



**283,675**

Female cases

**206,082**

Male cases

**3,426**

Unknown cases

# National COVID-19 daily report



7/31/2020

This report collates laboratory data from the public- and private-sectors. Laboratory test data have been de-duplicated to the level of individual persons. These are provisional data and may be updated with further data cleaning. Case-finding method as captured by the laboratory information system.



## COVID-19 PCR testing data

### All testing data

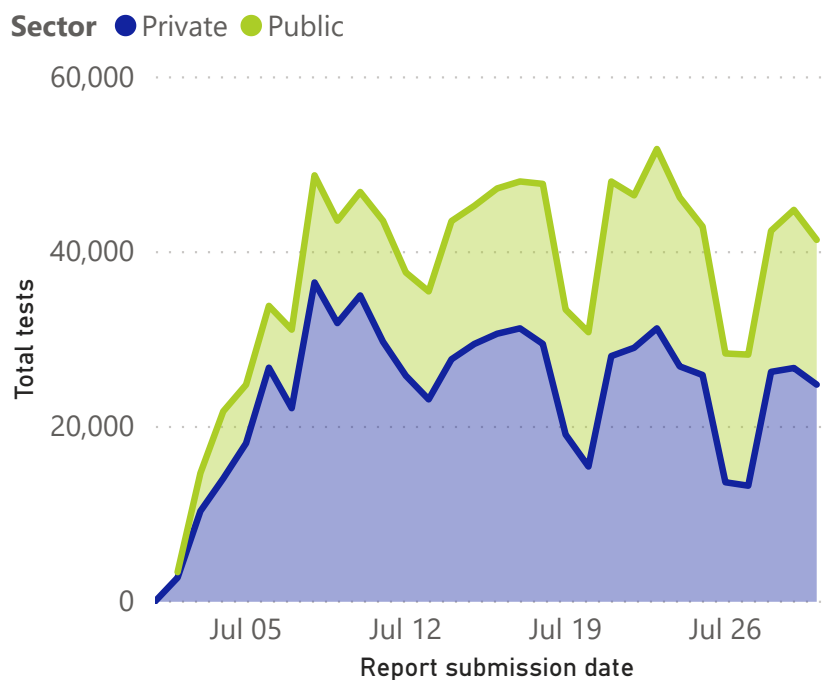
Sector	Total tests	% Total tests	New tests	% New tests
Private	1,679,177	57%	24,896	60%
Public	1,280,358	43%	16,590	40%
<b>Total</b>	<b>2,959,535</b>	<b>100%</b>	<b>41,486</b>	<b>100%</b>

### Testing data by case-finding method

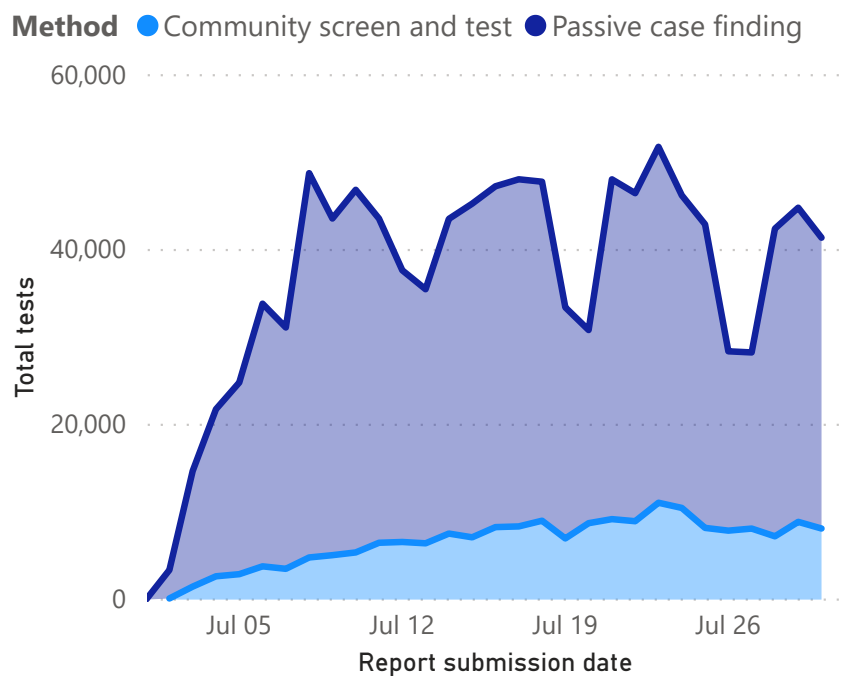
Case finding method	Total tests	% Total tests	New tests	% New tests
Passive case finding	2,307,716	78%	33,345	80%
Community screen and test	651,819	22%	8,141	20%
<b>Total</b>	<b>2,959,535</b>	<b>100%</b>	<b>41,486</b>	<b>100%</b>

\*Case-finding method as captured by the laboratory information system.

### Total tests by report submission date and sector

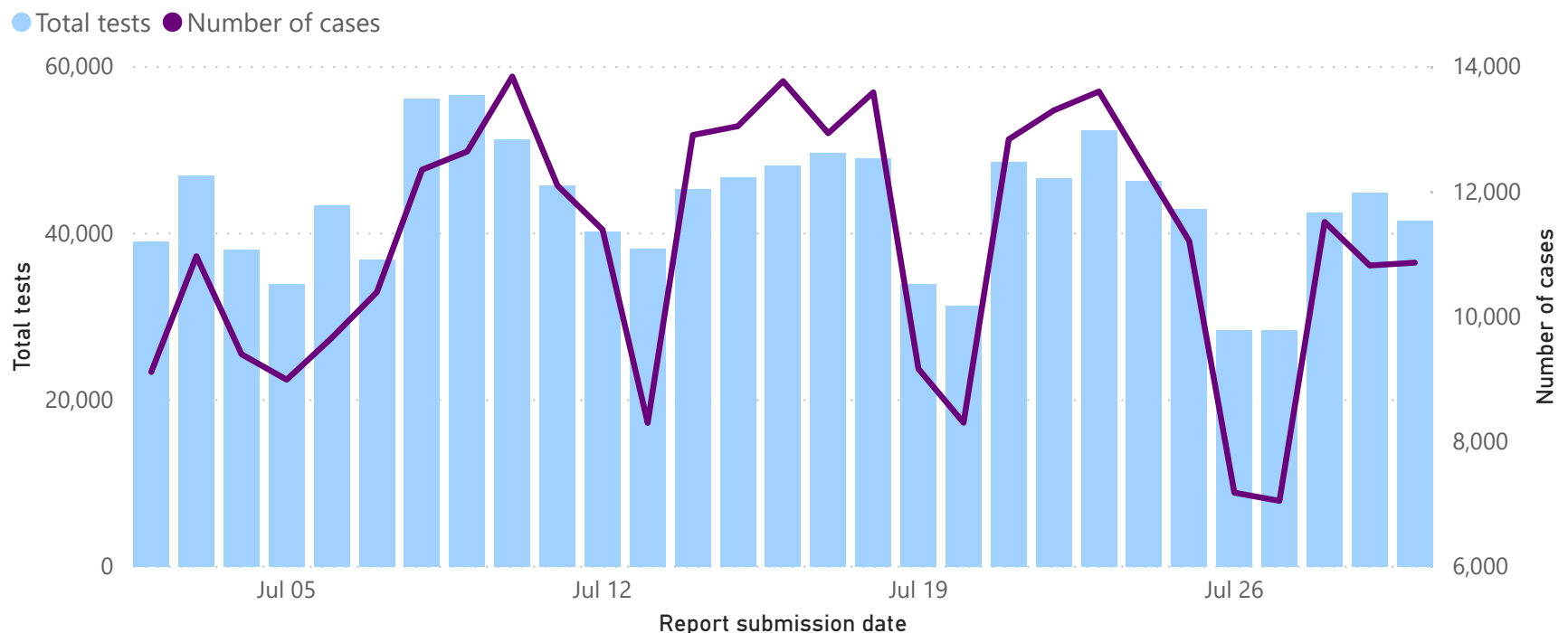


### Community testing report submission date



## Comparison of daily cases and tests performed

### Total tests and number of cases by report submission date



For any queries, contact the NICD on <https://www.nicd.ac.za/contact-us/>