

National COVID-19 daily report



health

Department:
Health
REPUBLIC OF SOUTH AFRICA

7/3/2020

This report collates laboratory data from the public- and private-sectors. Laboratory test data have been de-duplicated to the level of individual persons. These are provisional data and may be updated with further data cleaning.

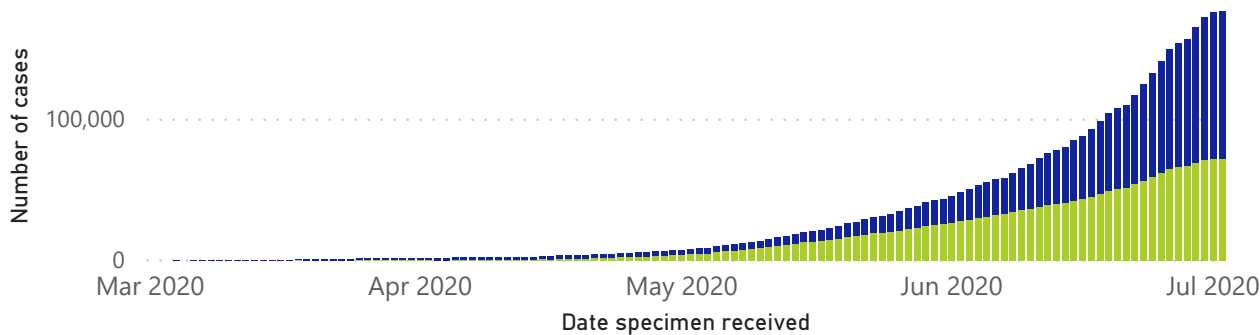


NATIONAL INSTITUTE FOR
COMMUNICABLE DISEASES
Division of the National Health Laboratory Service

Person-level case data

Cumulative count by date specimen received

● Public ● Private



9064

New cases in the last 24h

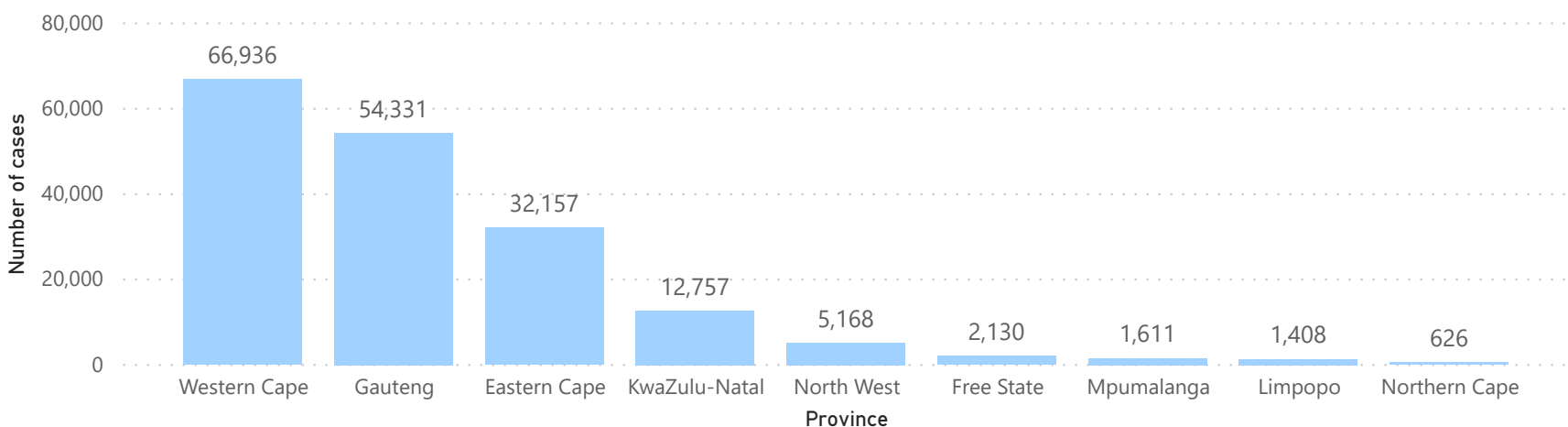
177,124

Total cases

Cumulative cases by province

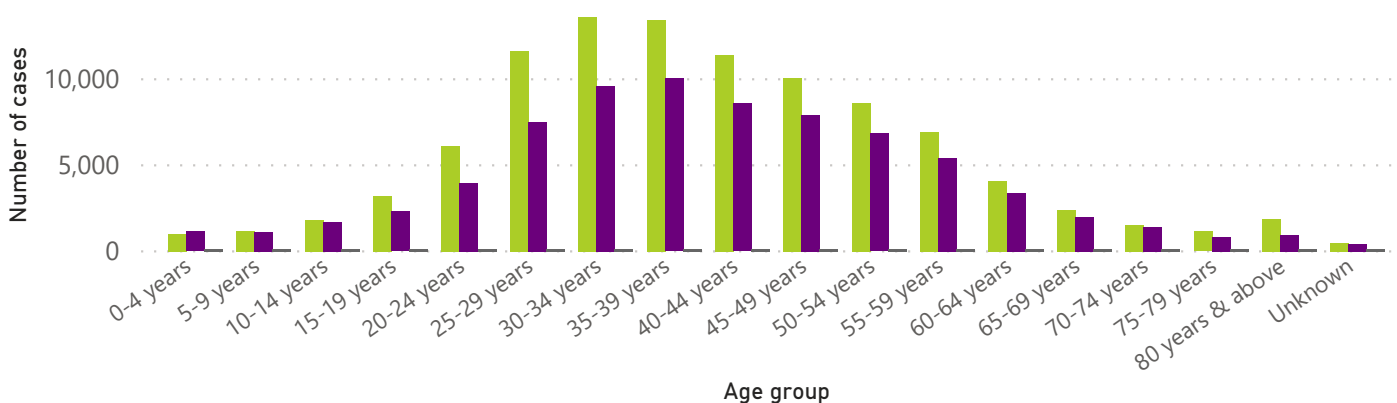
Province	Total cases yesterday	Harmonised numbers	Updated total cases yesterday	New cases today	Total cases today	Percentage
Western Cape	65,841	4	65,845	1,091	66,936	38%
Gauteng	49,937	-17	49,920	4,411	54,331	31%
Eastern Cape	30,603	0	30,603	1,554	32,157	18%
KwaZulu-Natal	11,669	5	11,674	1,083	12,757	7%
North West	4,788	2	4,790	378	5,168	3%
Free State	1,886	2	1,888	242	2,130	1%
Mpumalanga	1,478	-2	1,476	135	1,611	1%
Limpopo	1,286	5	1,291	117	1,408	1%
Northern Cape	573	0	573	53	626	0%
Unknown	0	0	0	0	0	0%
Total	168,061	-1	168,060	9,064	177,124	100%

Cumulative cases by province



Cumulative cases by age and sex

Sex ● Female ● Male ● Unknown



100,602

Female cases

75,335

Male cases

1187

Unknown cases

National COVID-19 daily report



health

Department:
Health
REPUBLIC OF SOUTH AFRICA

7/3/2020

This report collates laboratory data from the public- and private-sectors. Laboratory test data have been de-duplicated to the level of individual persons. These are provisional data and may be updated with further data cleaning. Case-finding method as captured by the laboratory information system.



NATIONAL INSTITUTE FOR
COMMUNICABLE DISEASES
Division of the National Health Laboratory Service

COVID-19 PCR testing data

All testing data

Sector	Total tests	% Total tests	New tests	% New tests
Private	919,610	53%	27,480	70%
Public	825,543	47%	11,545	30%
Total	1,745,153	100%	39,025	100%

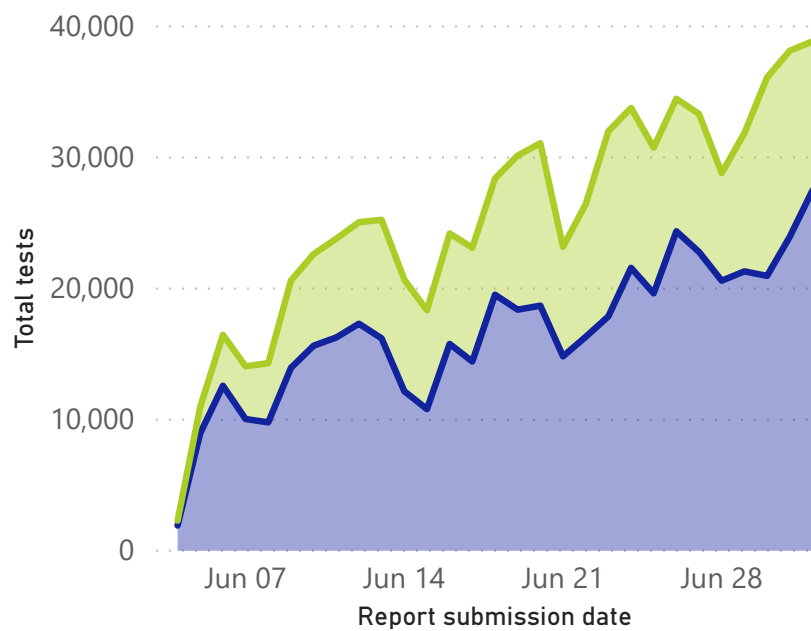
Testing data by case-finding method

Case finding method	Total tests	% Total tests	New tests	% New tests
Passive case finding	1,321,535	76%	33,468	86%
Community screen and test	423,618	24%	5,557	14%
Total	1,745,153	100%	39,025	100%

*Case-finding method as captured by the laboratory information system.

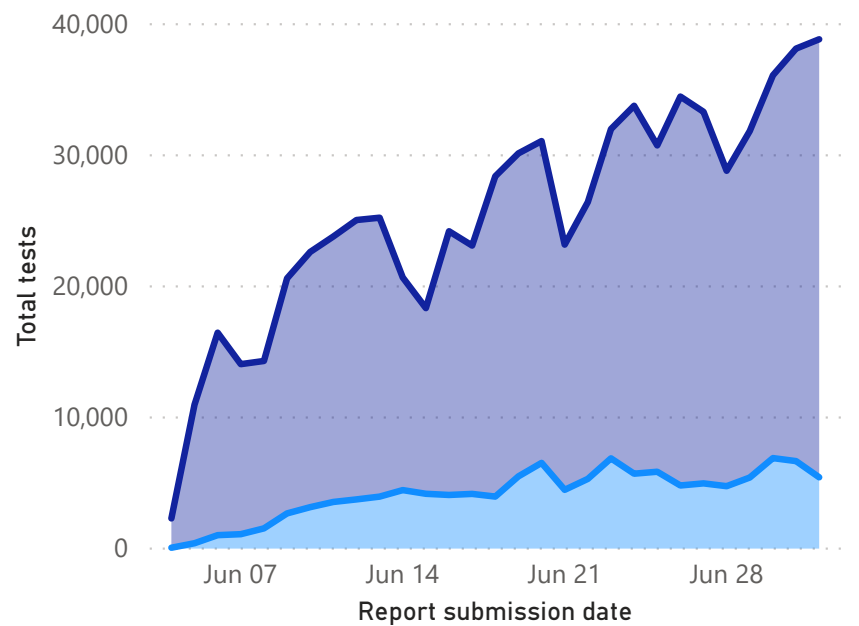
Total tests by date specimen received and sector

Sector ● Private ● Public



Community testing data by date specimen received

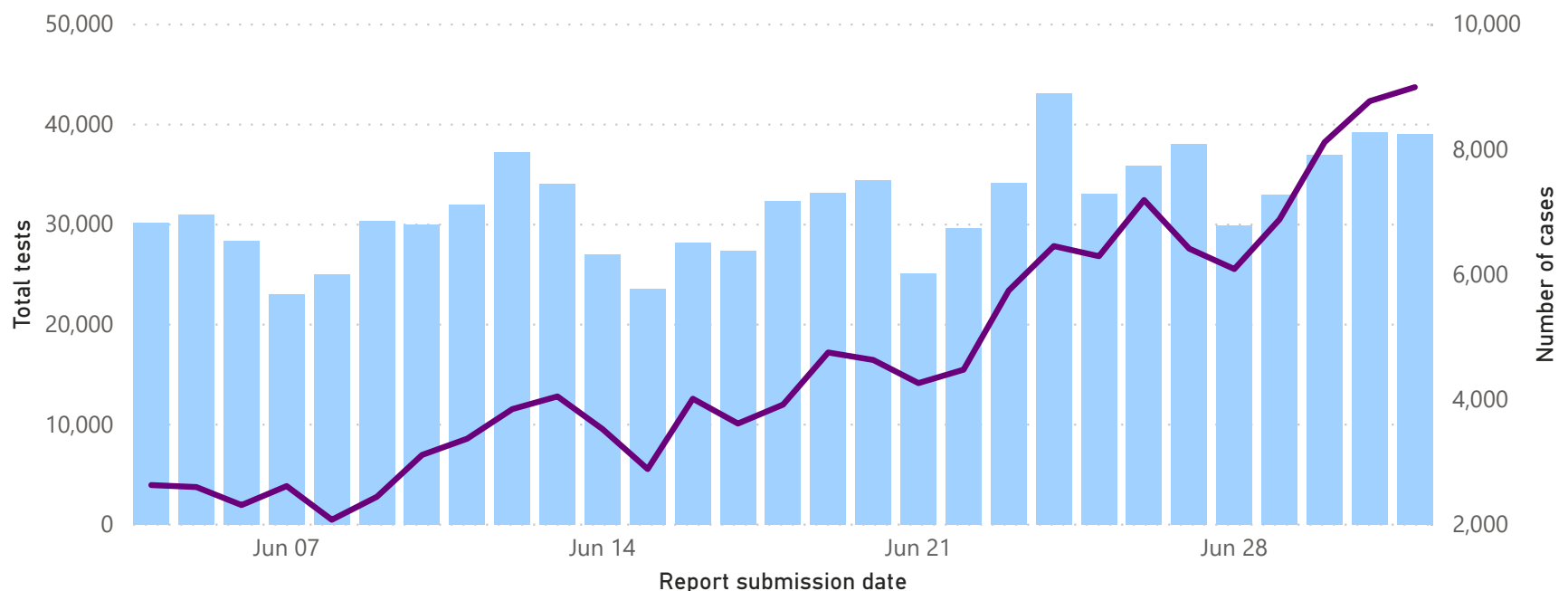
Method ● Community screen and test ● Passive case finding



Comparison of daily cases and tests performed

Total tests and number of cases by date specimen received

● Total tests ● Number of cases



For any queries, contact the NICD on <https://www.nicd.ac.za/contact-us/>