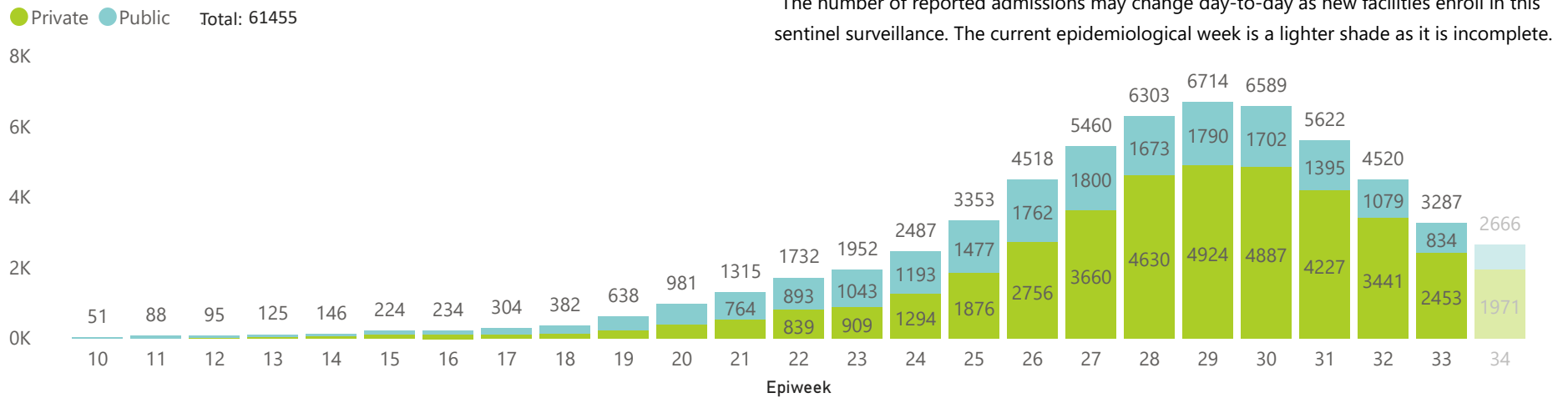




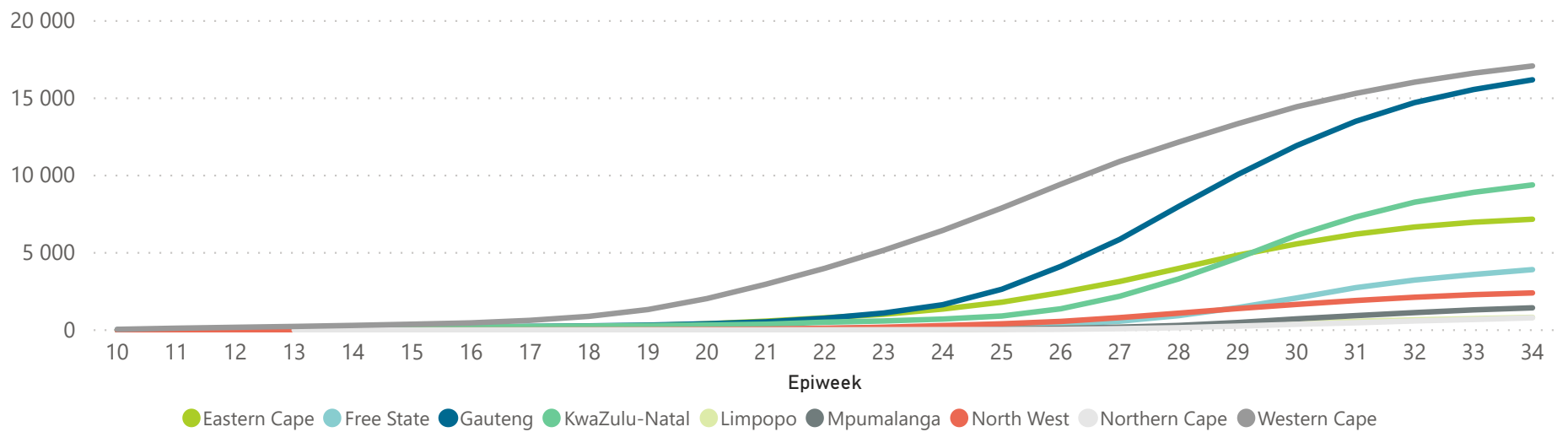
This report presents data collected using clinical information from admitted patients at selected hospitals to identify trends in admissions of COVID-19 patients. Not all hospitals currently participate and new facilities continue to enroll. The data below refer to admitted patients with laboratory-confirmed COVID-19.



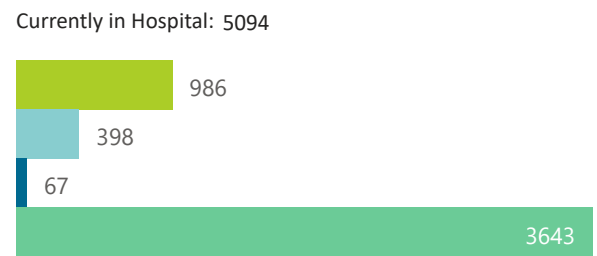
Hospital admissions of COVID-19 cases, by health sector, by epidemiological week



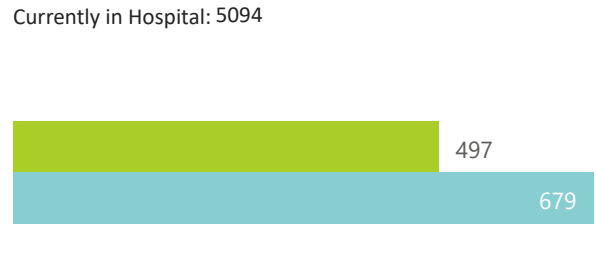
Cumulative reported admissions by province, by epidemiological week



Ward of currently admitted patients



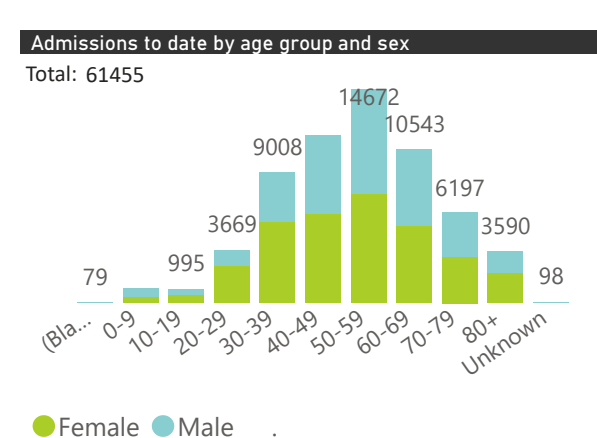
Interventions for currently admitted patients



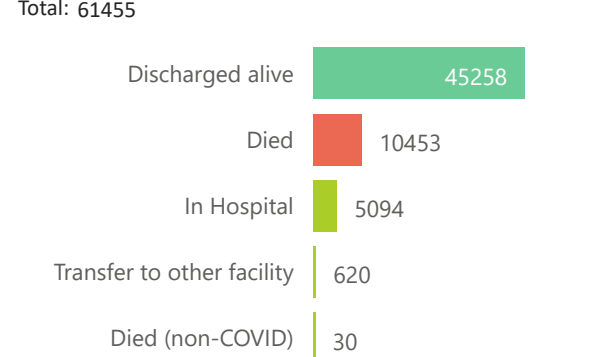
| Total healthcare workers admitted | Current healthcare workers admitted |
|-----------------------------------|-------------------------------------|
| 2630 | 129 |
| % of total admitted | % of current admitted |
| 4% | 3% |

Healthcare worker is defined as a Doctor, Nurse, Allied Health, Lab worker, Paramedic or Porter

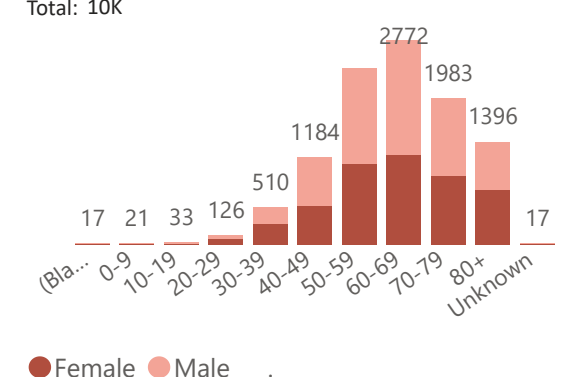
Admissions to date by age group and sex



Admissions to date by discharge type



Deaths to date by age group and sex



A patient is considered to have severe disease if they have developed ARDS, are in ICU or are ventilated



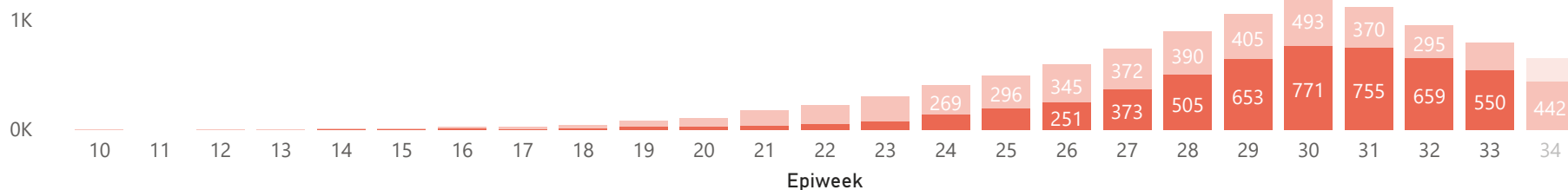
This report presents data collected using clinical information from admitted patients at selected hospitals to identify trends in admissions of COVID-19 patients. Not all hospitals currently participate and new facilities continue to enroll. The data below refer to admitted patients with laboratory-confirmed COVID-19.



Deaths by epidemiological week and sector

● Private ● Public

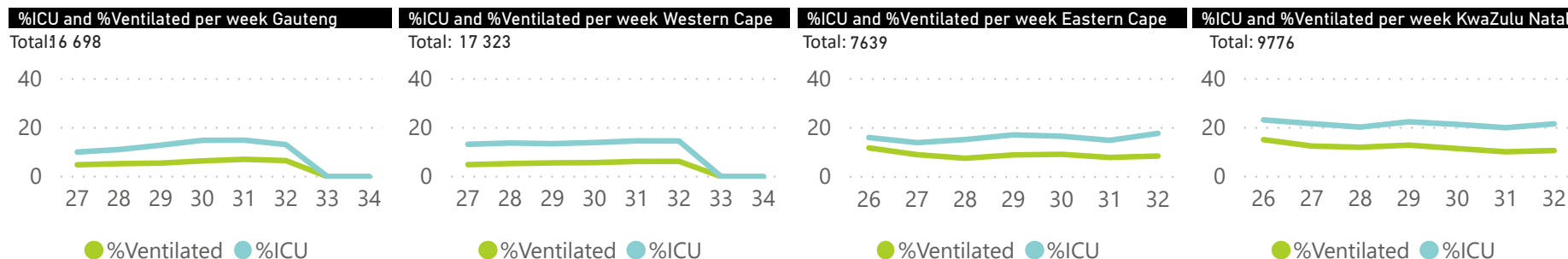
The number of reported deaths may change day-to-day as new facilities enroll in this sentinel surveillance. The current epidemiological week is a lighter shade as it is incomplete.



Summary of reported COVID-19 admissions by province, by sector

| Province | Facilities reporting | Admissions to date | Deaths to date | Discharged to date | Currently admitted | Current in ICU | Currently ventilated |
|----------------------|----------------------|--------------------|----------------|--------------------|--------------------|----------------|----------------------|
| Gauteng | 94 | 16698 | 2414 | 12498 | 1778 | 401 | 180 |
| Private | 88 | 14988 | 2138 | 11533 | 1312 | 396 | 176 |
| Public | 6 | 1710 | 276 | 965 | 466 | 5 | 4 |
| KwaZulu-Natal | 53 | 9776 | 1334 | 7498 | 942 | 243 | 138 |
| Private | 45 | 9078 | 1160 | 7197 | 719 | 206 | 102 |
| Public | 8 | 698 | 174 | 301 | 223 | 37 | 36 |
| Western Cape | 95 | 17323 | 3309 | 13232 | 781 | 119 | 45 |
| Private | 39 | 6097 | 920 | 4873 | 303 | 84 | 44 |
| Public | 56 | 11226 | 2389 | 8359 | 478 | 35 | 1 |
| Eastern Cape | 89 | 7639 | 1899 | 5216 | 521 | 61 | 31 |
| Private | 17 | 3085 | 690 | 2248 | 147 | 49 | 24 |
| Public | 72 | 4554 | 1209 | 2968 | 374 | 12 | 7 |
| Free State | 48 | 4205 | 742 | 2954 | 507 | 55 | 46 |
| Private | 20 | 2594 | 416 | 1888 | 289 | 52 | 38 |
| Public | 28 | 1611 | 326 | 1066 | 218 | 3 | 8 |
| Mpumalanga | 13 | 1527 | 150 | 1233 | 143 | 39 | 16 |
| Private | 9 | 1513 | 147 | 1229 | 136 | 39 | 16 |
| Public | 4 | 14 | 3 | 4 | 7 | 0 | 0 |
| North West | 14 | 2507 | 346 | 1948 | 206 | 36 | 18 |
| Private | 12 | 2272 | 267 | 1866 | 138 | 26 | 15 |
| Public | 2 | 235 | 79 | 82 | 68 | 10 | 3 |
| Northern Cape | 8 | 891 | 129 | 619 | 137 | 20 | 10 |
| Private | 7 | 643 | 82 | 463 | 96 | 16 | 8 |
| Public | 1 | 248 | 47 | 156 | 41 | 4 | 2 |
| Limpopo | 7 | 889 | 130 | 680 | 79 | 12 | 13 |
| Private | 6 | 799 | 113 | 618 | 68 | 10 | 11 |
| Public | 1 | 90 | 17 | 62 | 11 | 2 | 2 |
| Total | 421 | 61455 | 10453 | 45878 | 5094 | 986 | 497 |

| Public Sector | Facilities Reporting | Admissions to date | Deaths to date | Discharged to date | Currently Admitted | Current ICU | Currently Ventilated |
|---------------|----------------------|--------------------|----------------|--------------------|--------------------|-------------|----------------------|
| Public | 178 | 20386 | 4520 | 13963 | 1886 | 108 | 63 |
| Private | 243 | 41069 | 5933 | 31915 | 3208 | 878 | 434 |



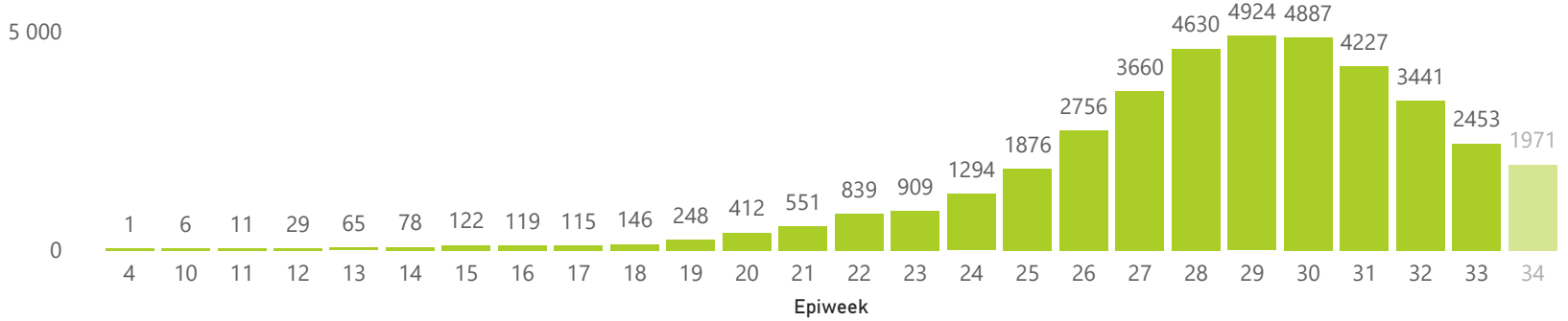
Percentage ICU and Ventilated is shown for Provinces with reported admissions of over 200 patients



This report presents data collected using clinical information from admitted patients of selected hospitals, to better understand COVID-19. Not all hospitals currently participate and new facilities continue to enroll. The data below refer to admitted patients with laboratory-confirmed COVID-19.



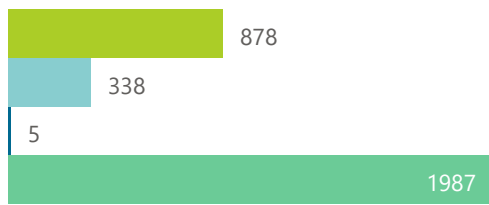
Daily admissions by epidemiological week



The number of reported admissions may change day-to-day as new facilities enrol in this sentinel surveillance.

Ward of currently admitted patients

Currently in Hospital: 3208



● ICU ● High Care ● Isolation ● General

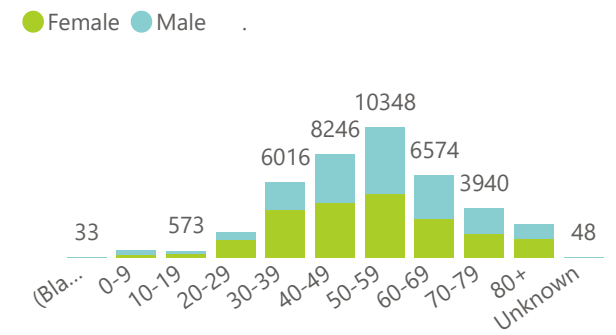
Interventions for currently admitted patients

Currently in Hospital: 3208

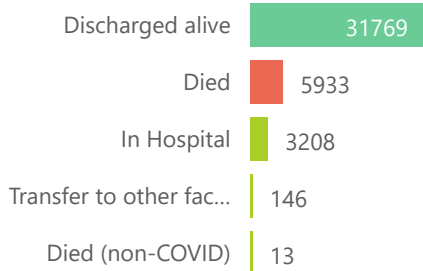


● Current Ventilated ● Current Oxygen

Admissions to date by Age Group and Sex



Admissions to date by Discharge Type



Total healthcare workers admitted

2304

% of total admitted: 6%

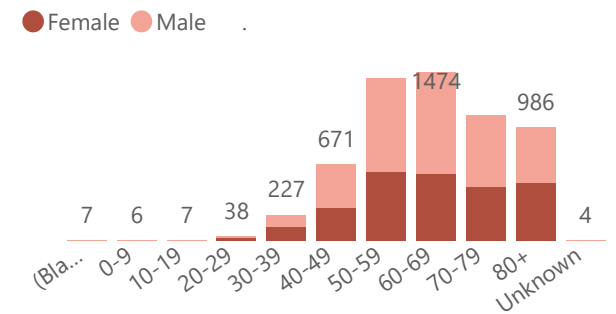
Current healthcare workers admitted

106

% of current admitted: 3%

Healthcare worker is defined as a Doctor, Nurse, Allied Health, Lab worker, Paramedic or Porter

Deaths to date by Age Group and Sex



| Private Hospital Groups.Group | Facilities Reporting | To Date | | | Current | | |
|-------------------------------|----------------------|--------------------|--------------|--------------------|--------------------|------------------|----------------------|
| | | Admissions to date | Died to date | Discharged to date | Currently Admitted | Currently in ICU | Currently Ventilated |
| Netcare | 54 | 11707 | 1859 | 8809 | 1039 | 328 | 190 |
| Life | 48 | 9084 | 1332 | 7227 | 525 | 214 | 44 |
| Mediclinic | 48 | 9839 | 1464 | 7631 | 741 | 183 | 115 |
| NHN | 72 | 6618 | 833 | 5193 | 583 | 103 | 59 |
| Lenmed | 10 | 2112 | 263 | 1674 | 175 | 38 | 21 |
| Clinix | 6 | 896 | 92 | 704 | 99 | 9 | 4 |
| JMH | 5 | 813 | 90 | 677 | 46 | 3 | 1 |
| Total | 243 | 41069 | 5933 | 31915 | 3208 | 878 | 434 |