

# National COVID-19 daily report



01 October 2020

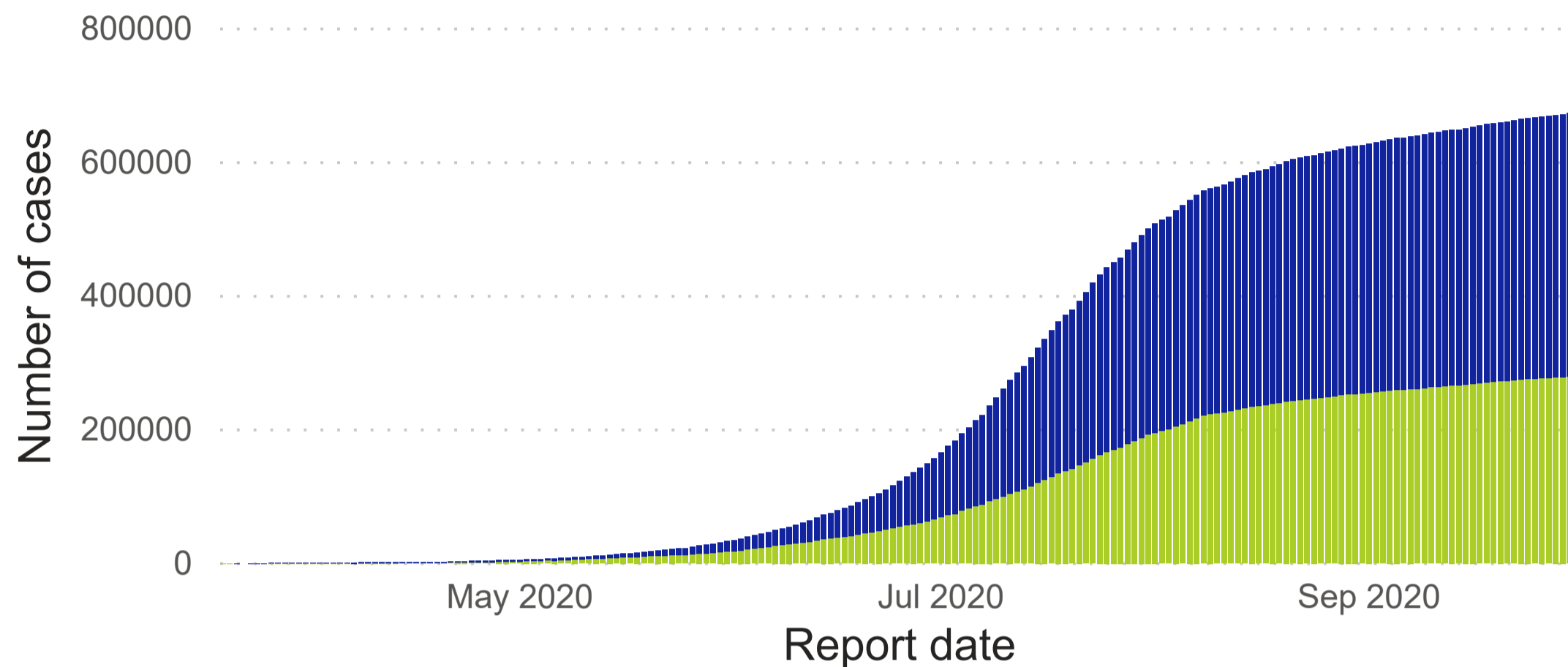
This report collates laboratory data from the public- and private-sectors. Laboratory test data have been de-duplicated to the level of individual persons. These are provisional data and may be updated with further data cleaning. Case-finding method as captured by the laboratory information system.



## COVID-19 case data

### Total case cumulative count by Report date and Sector

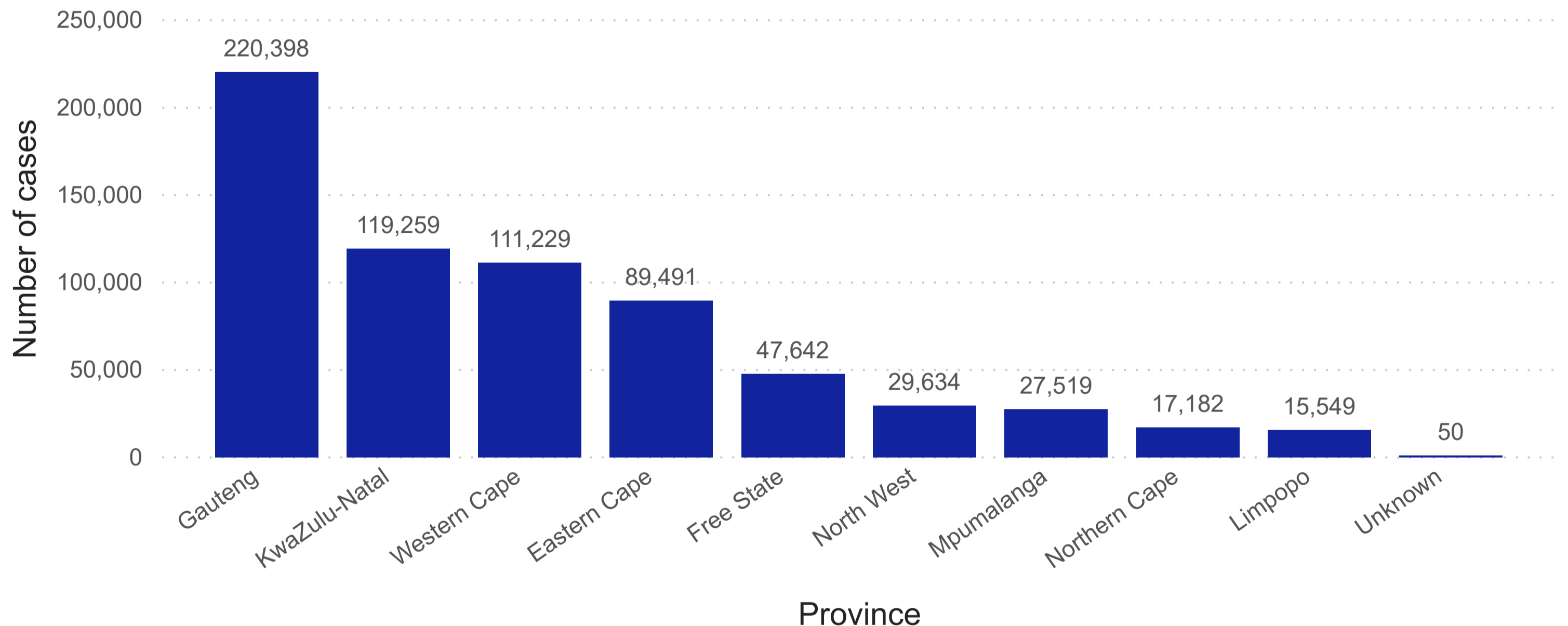
● Public cumulative count ● Private cumulative count



**1,761**  
New cases in the last 24h

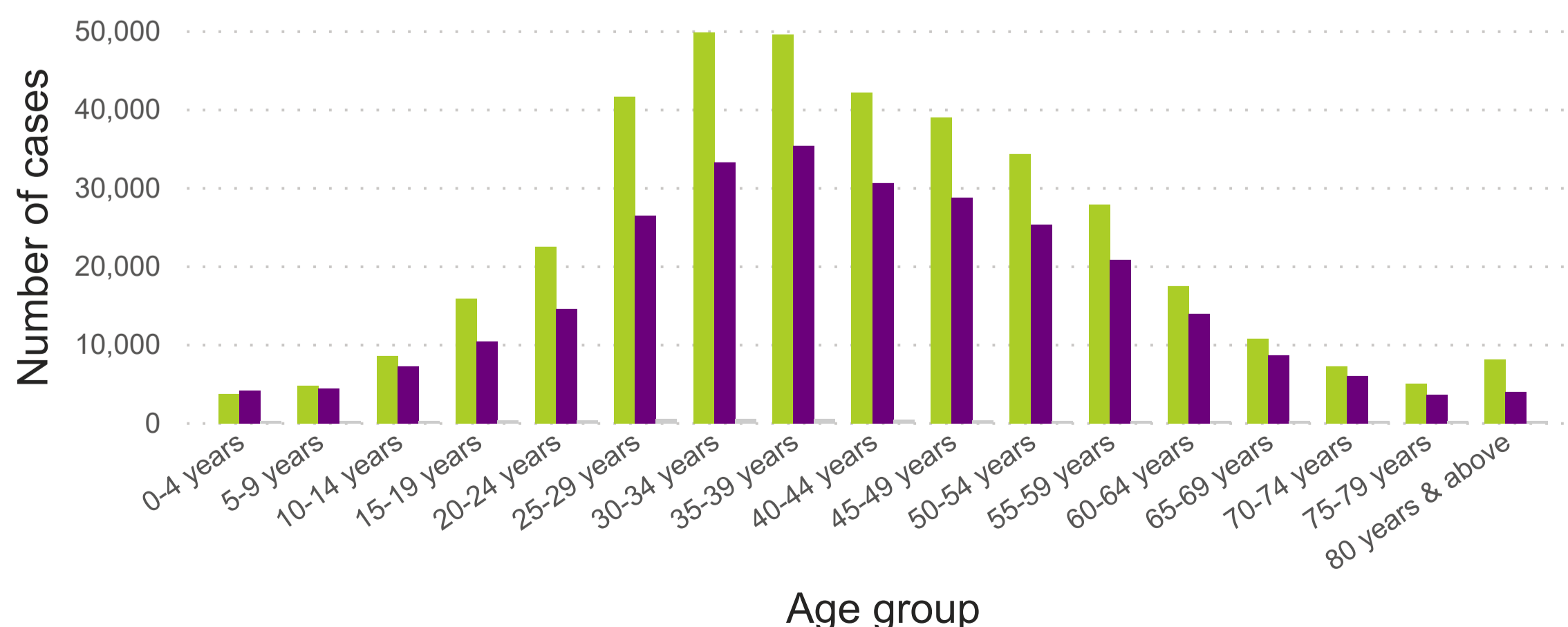
**677,953**  
Total cases

### Total cases by Province



### Total cases by Age group and Sex

Sex ● Female ● Male ● Unknown



**391,816**  
Female cases

**280,280**  
Male cases

**5,857**  
Unknown cases

# National COVID-19 daily report



This report collates laboratory data from the public- and private-sectors. Laboratory test data have been de-duplicated to the level of individual persons. These are provisional data and may be updated with further data cleaning. Case-finding method as captured by the laboratory information system.

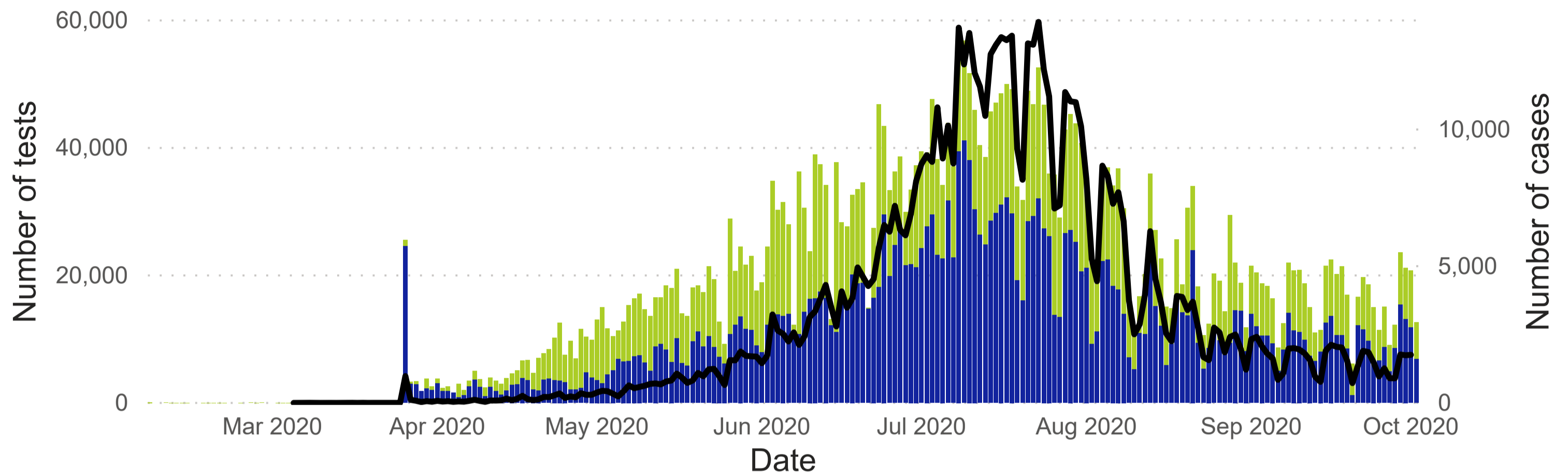


01 October 2020

## COVID-19 test data

### Total tests and cases by Date

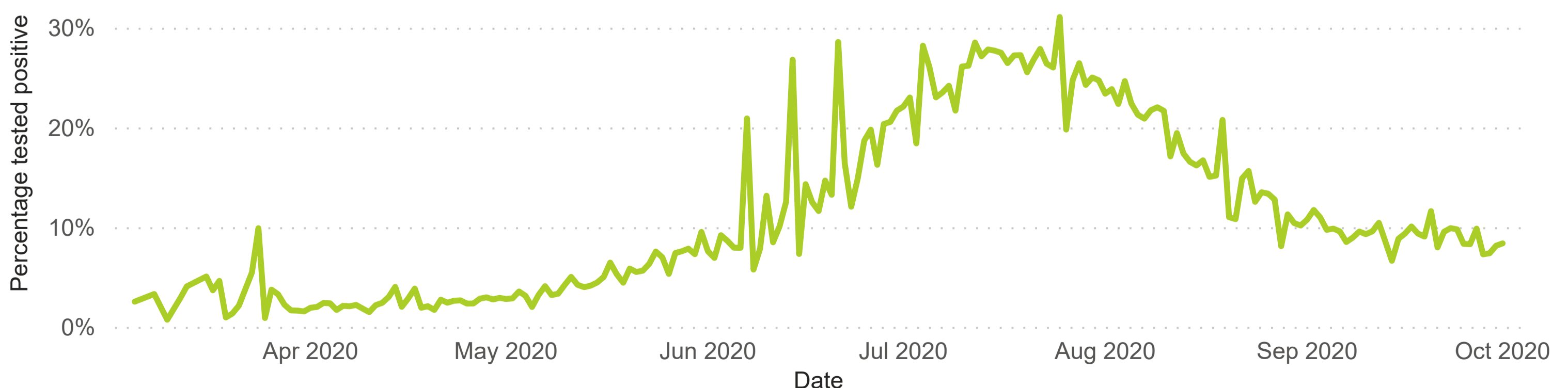
Sector ● Private ● Public ● Number of cases



Sector	Total tests	% Total tests	New tests	% New tests
Private	2,431,664	57%	6,974	55%
Public	1,843,818	43%	5,726	45%
<b>Total</b>	<b>4,275,482</b>	<b>100%</b>	<b>12,700</b>	<b>100%</b>

Province	Total cases	Total tests	Total percentage tested positive	New cases	New tests	New percentage tested positive
Gauteng	220,398	1,492,422	14.77%	311	5,556	5.60%
KwaZulu-Natal	119,259	744,088	16.03%	138	2,689	5.13%
Western Cape	111,229	646,039	17.22%	176	2,543	6.92%
Eastern Cape	89,491	440,649	20.31%	193	1,047	18.43%
Free State	47,642	257,822	18.48%	357	1,778	20.08%
North West	29,634	105,095	28.20%	165	575	28.70%
Mpumalanga	27,519	176,561	15.59%	66	913	7.23%
Northern Cape	17,182	99,214	17.32%	234	806	29.03%
Limpopo	15,549	91,958	16.91%	121	535	22.62%
Unknown	50	221,634	0.02%	4	12,700	0.03%
<b>Total</b>	<b>677,953</b>	<b>4,275,482</b>	<b>15.86%</b>	<b>1,761</b>	<b>12,700</b>	<b>13.87%</b>

### Percentage tested positive by Date



For any queries, contact the NICD on <https://www.nicd.ac.za/contact-us/>