

# National COVID-19 daily report



03 October 2020

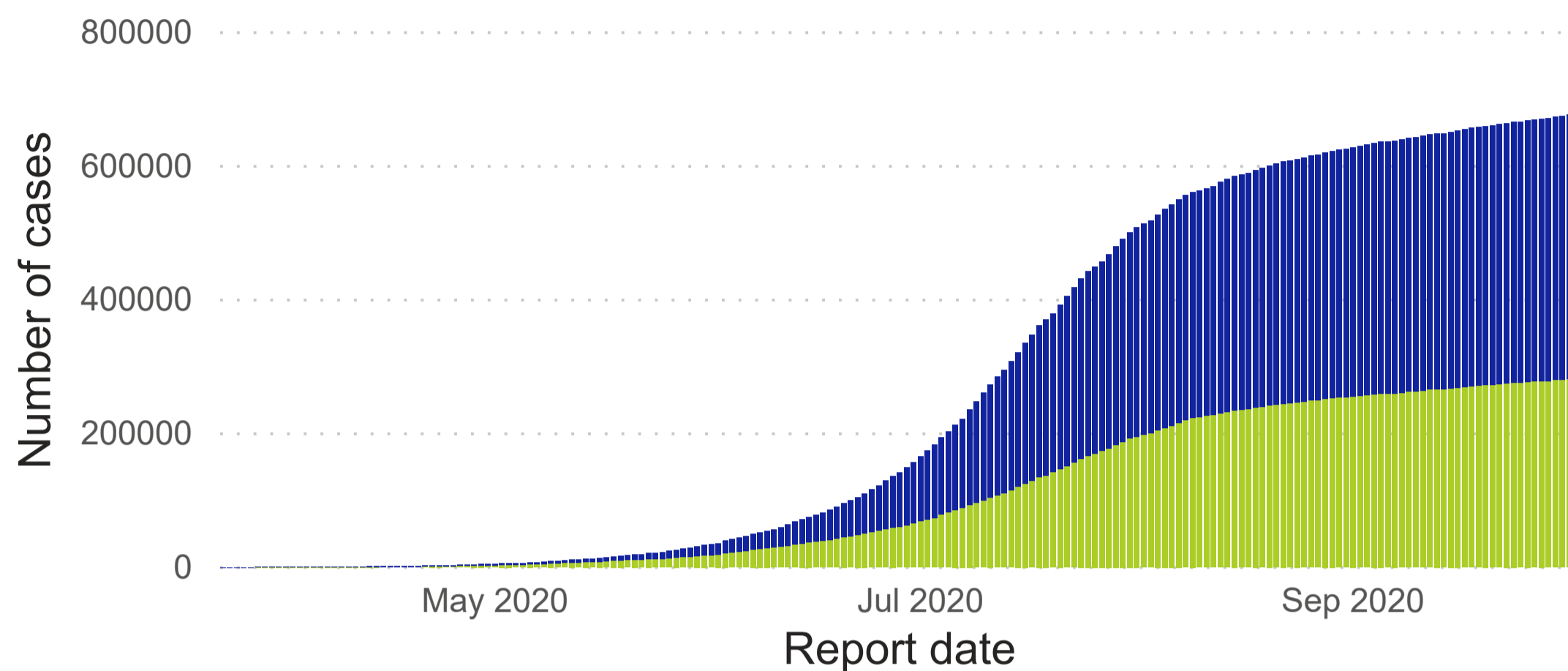
This report collates laboratory data from the public- and private-sectors. Laboratory test data have been de-duplicated to the level of individual persons. These are provisional data and may be updated with further data cleaning. Case-finding method as captured by the laboratory information system.



## COVID-19 case data

### Total case cumulative count by Report date and Sector

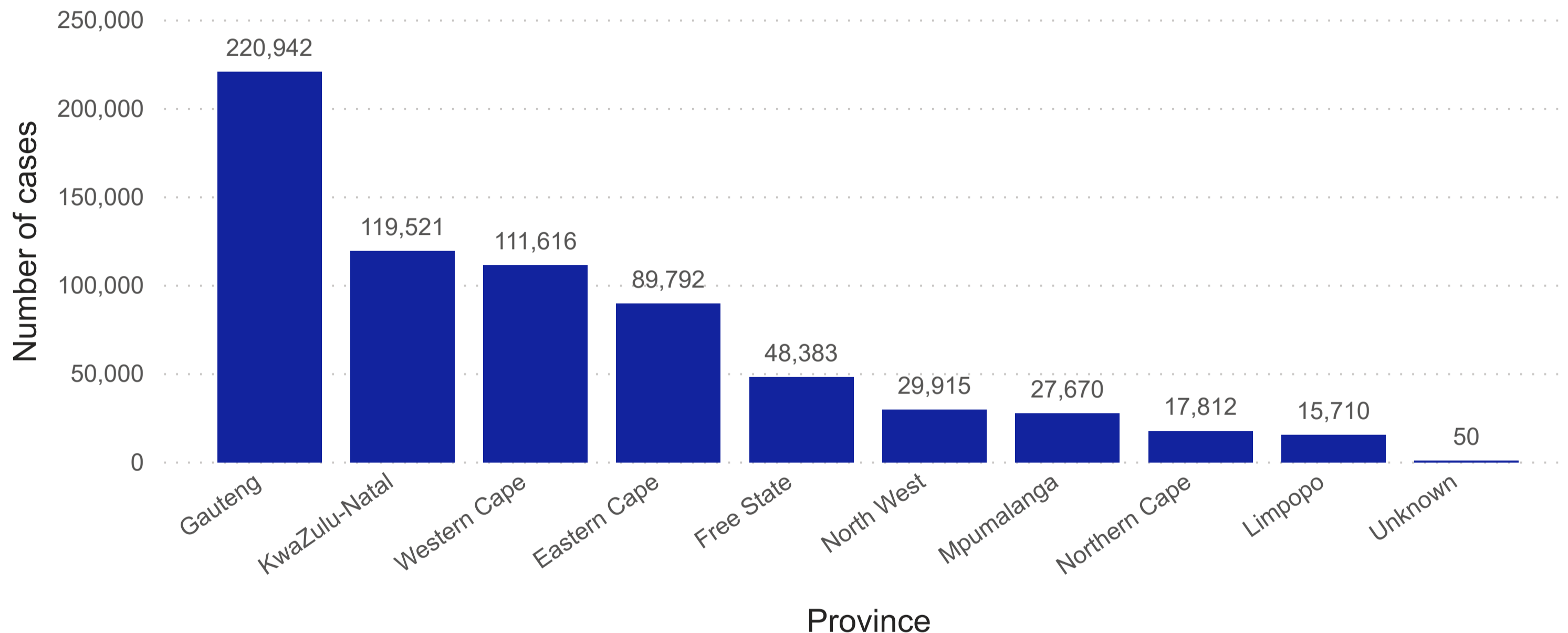
● Public cumulative count ● Private cumulative count



**1,574**  
New cases in the last 24h

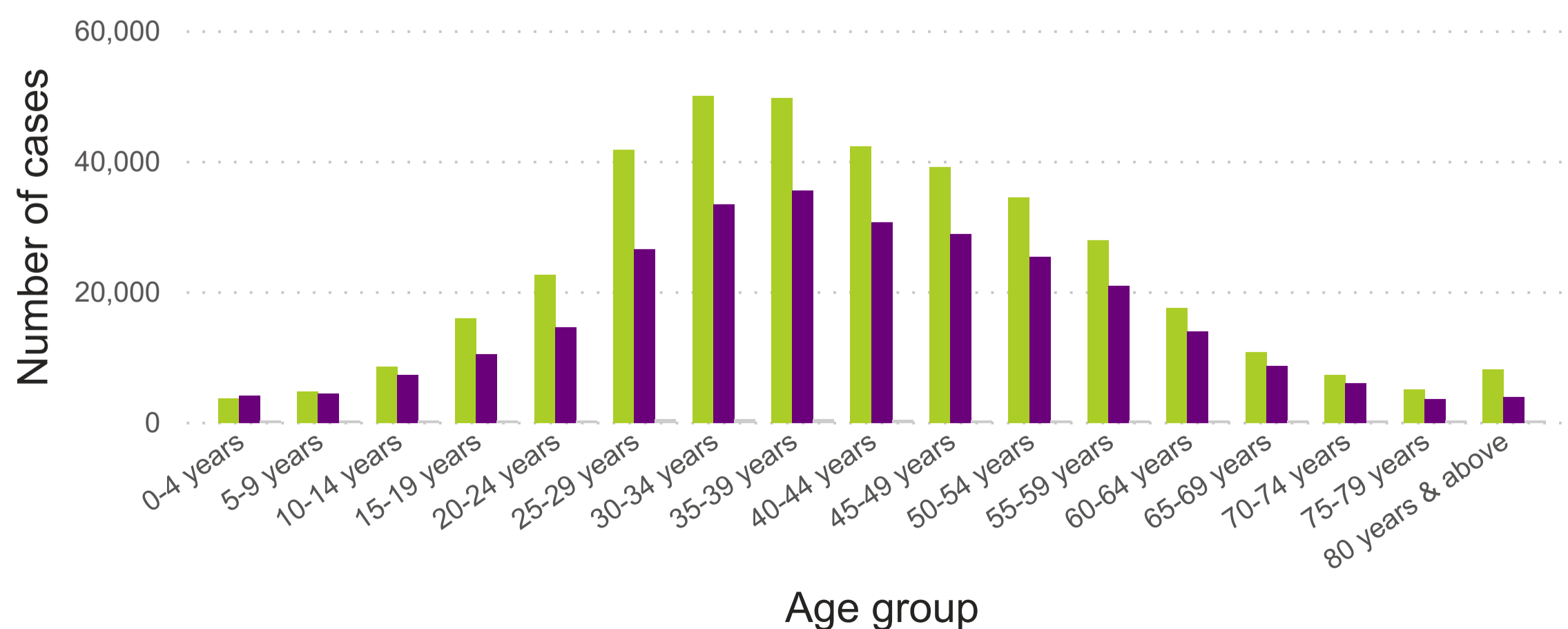
**681,411**  
Total cases

### Total cases by Province



### Total cases by Age group and Sex

Sex ● Female ● Male ● Unknown



**393,775**  
Female cases

**281,755**  
Male cases

**5,881**  
Unknown cases

# National COVID-19 daily report



03 October 2020

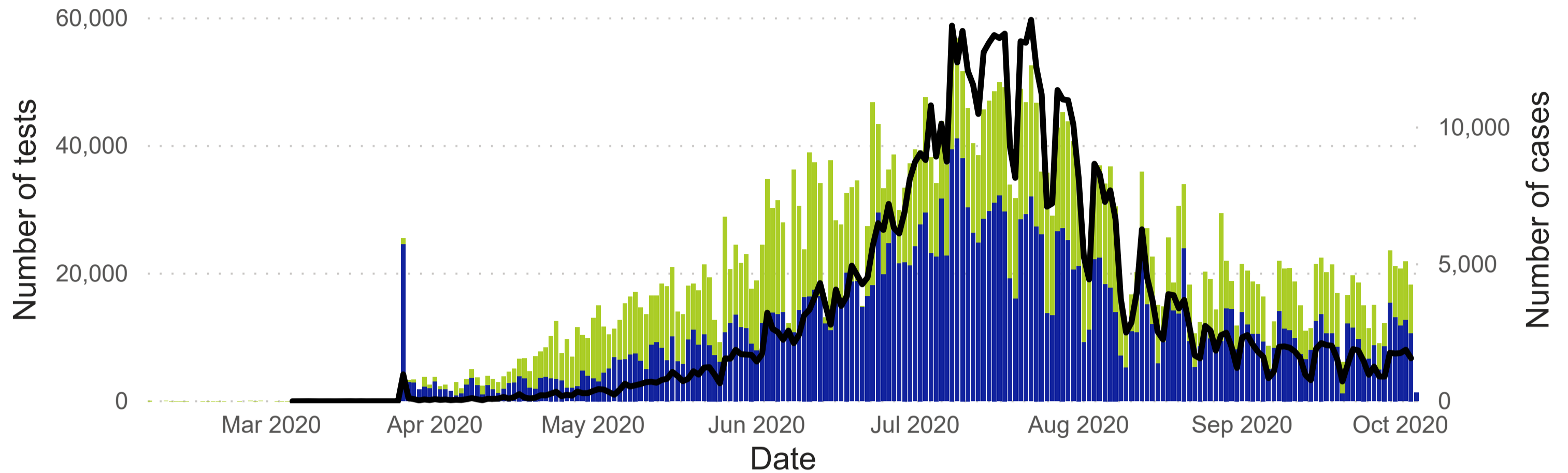
This report collates laboratory data from the public- and private-sectors. Laboratory test data have been de-duplicated to the level of individual persons. These are provisional data and may be updated with further data cleaning. Case-finding method as captured by the laboratory information system.



## COVID-19 test data

### Total tests and cases by Date

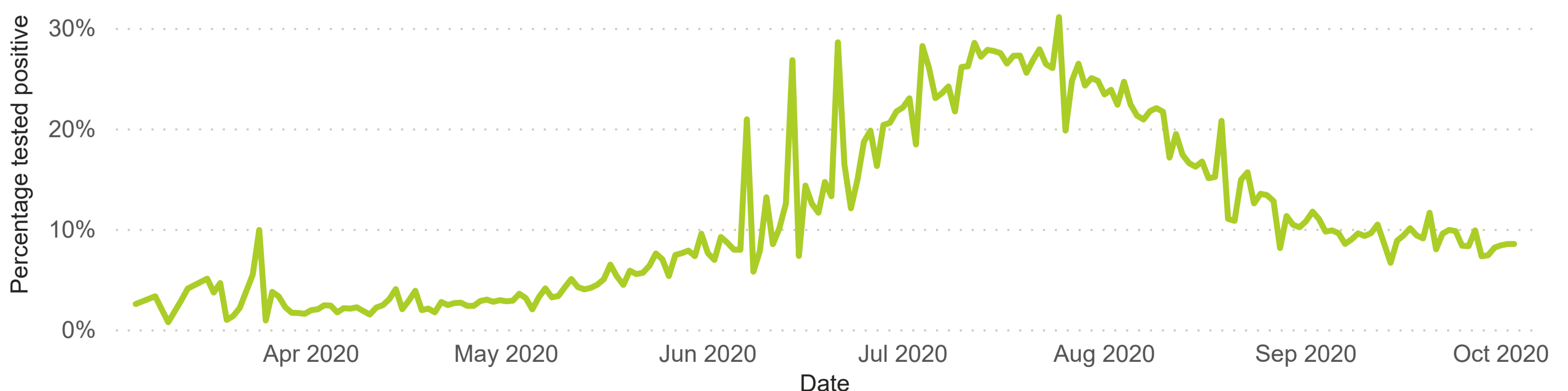
Sector ● Private ● Public ● Number of cases



Sector	Total tests	% Total tests	New tests	% New tests
Private	2,449,516	57%	1,358	100%
Public	1,854,820	43%	7,631	562%
<b>Total</b>	<b>4,304,336</b>	<b>100%</b>	<b>1,358</b>	<b>100%</b>

Province	Total cases	Total tests	Total percentage tested positive	New cases	New tests	New percentage tested positive
Gauteng	220,942	1,499,180	14.74%	213	3,711	5.74%
KwaZulu-Natal	119,521	747,569	15.99%	119	2,076	5.73%
Western Cape	111,616	649,817	17.18%	194	2,698	7.19%
Eastern Cape	89,792	442,841	20.28%	160	1,082	14.79%
Free State	48,383	260,439	18.58%	313	1,830	17.10%
North West	29,915	105,981	28.23%	93	463	20.09%
Mpumalanga	27,670	178,026	15.54%	67	978	6.85%
Northern Cape	17,812	100,522	17.72%	338	895	37.77%
Limpopo	15,710	92,503	16.98%	77	362	21.27%
Unknown	50	227,458	0.02%	4	1,358	0.29%
<b>Total</b>	<b>681,411</b>	<b>4,304,336</b>	<b>15.83%</b>	<b>1,574</b>	<b>1,358</b>	<b>115.91%</b>

### Percentage tested positive by Date



For any queries, contact the NICD on <https://www.nicd.ac.za/contact-us/>