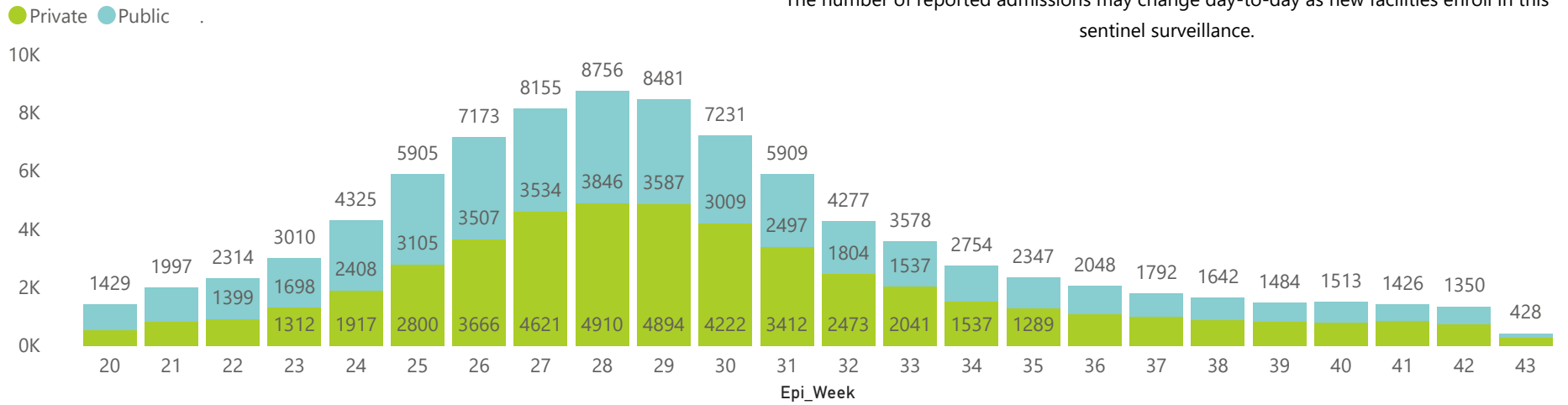




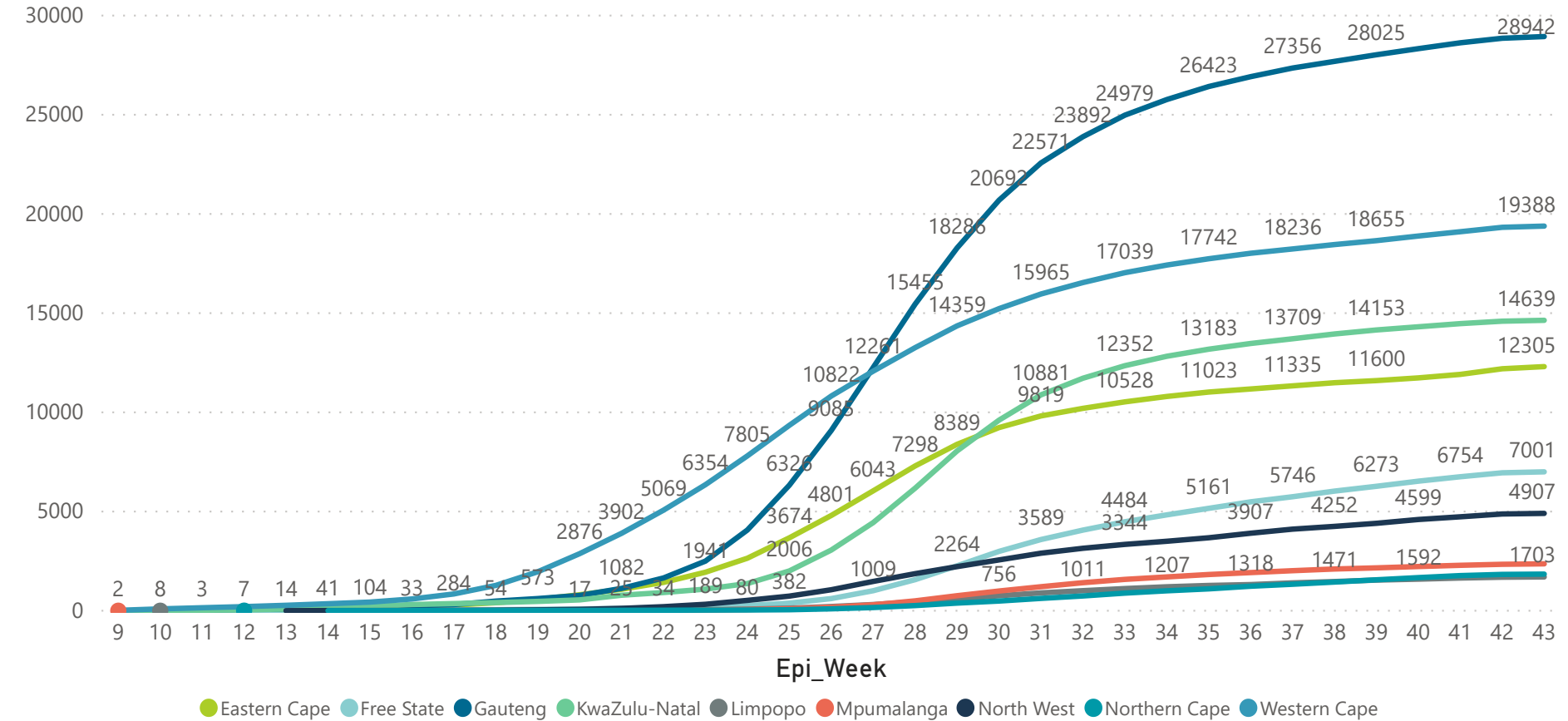
This report presents data collected using clinical information from admitted patients at selected hospitals to identify trends in admissions of COVID-19 patients. Not all hospitals currently participate and new facilities continue to enroll. The data below refer to admitted patients with laboratory-confirmed COVID-19.



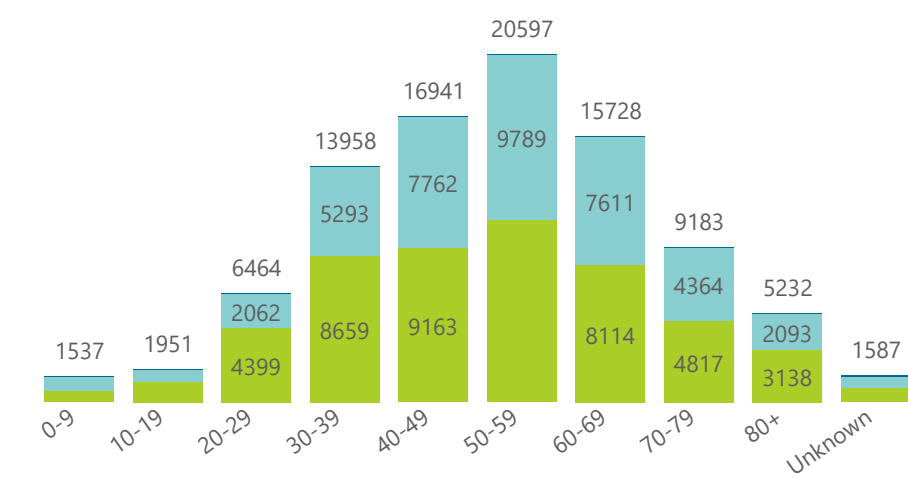
Hospital admissions of COVID-19 cases, by health sector, by epidemiological week



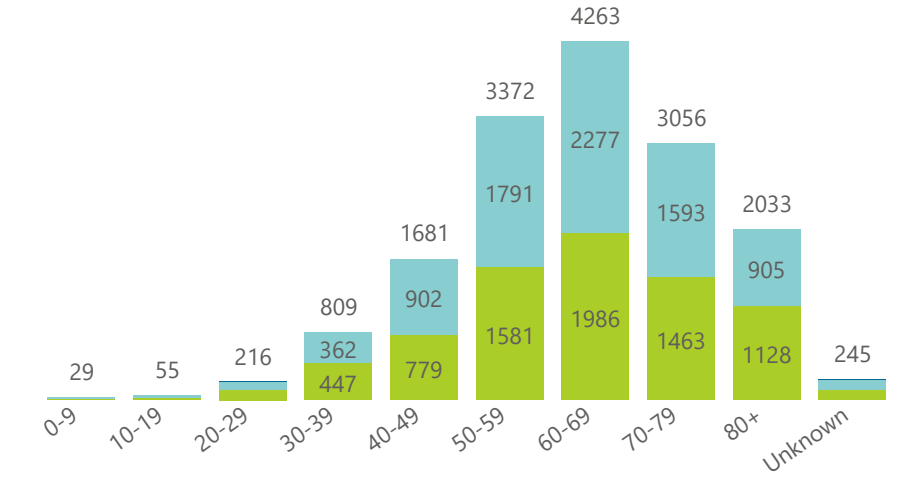
Cumulative reported admissions by province, by epidemiological week



Admissions to date by age group and sex



Deaths to date by age group and sex



Female Male Unknown

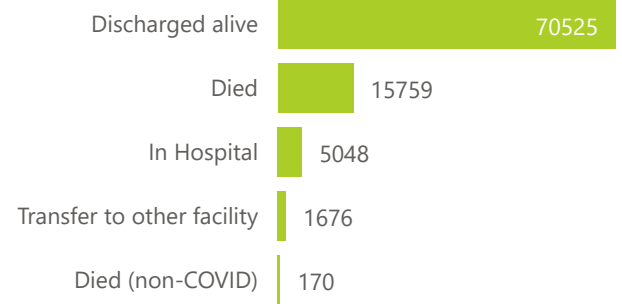

Female Male Unknown



This report presents data collected using clinical information from admitted patients at selected hospitals to identify trends in admissions of COVID-19 patients. Not all hospitals currently participate and new facilities continue to enroll. The data below refer to admitted patients with laboratory-confirmed COVID-19.



Ward of currently admitted patients | Interventions for currently admitted patients | Admissions to date by discharge type



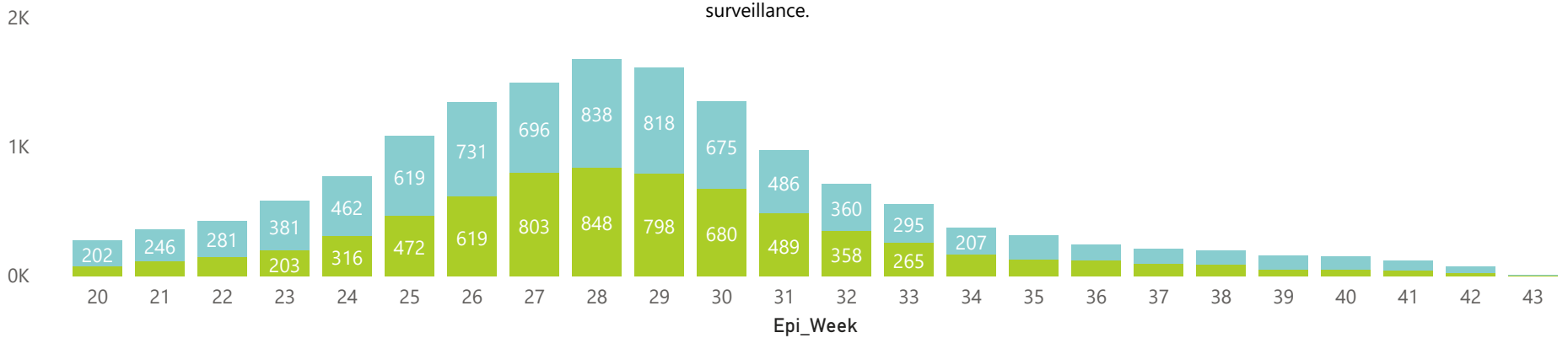
● General Ward ● High Care ● Intensive Care Unit

● Currently Oxygenated ● Currently Ventilated

Deaths by epidemiological week and sector

● Private ● Public

The number of reported deaths may change day-to-day as new facilities enroll in this sentinel surveillance.



Summary of reported COVID-19 admissions by province, by sector

Province	Facilities Reporting	Admissions to Date	Died to Date	Discharged to date	Currently Admitted	Currently in ICU	Currently Ventilated	Currently Oxygenated	Admissions in Previous Day
<b>Eastern Cape</b>	<b>98</b>	<b>12307</b>	<b>3342</b>	<b>7875</b>	<b>458</b>	<b>63</b>	<b>38</b>	<b>154</b>	<b>30</b>
Private	17	3828	788	2827	210	53	30	54	27
Public	81	8479	2554	5048	248	10	8	100	3
<b>Free State</b>	<b>55</b>	<b>7004</b>	<b>1279</b>	<b>5039</b>	<b>390</b>	<b>31</b>	<b>22</b>	<b>180</b>	<b>9</b>
Private	20	3653	560	2909	167	30	15	52	3
Public	35	3351	719	2130	223	1	7	128	6
<b>Gauteng</b>	<b>128</b>	<b>28975</b>	<b>3933</b>	<b>22656</b>	<b>2178</b>	<b>183</b>	<b>85</b>	<b>350</b>	<b>12</b>
Private	90	17194	2539	13790	800	161	50	162	10
Public	38	11781	1394	8866	1378	22	35	188	2
<b>KwaZulu-Natal</b>	<b>106</b>	<b>14651</b>	<b>2257</b>	<b>11527</b>	<b>529</b>	<b>63</b>	<b>19</b>	<b>135</b>	<b>12</b>
Private	45	10364	1420	8579	335	48	13	57	11
Public	61	4287	837	2948	194	15	6	78	1
<b>Limpopo</b>	<b>40</b>	<b>1703</b>	<b>297</b>	<b>1262</b>	<b>102</b>	<b>10</b>	<b>8</b>	<b>36</b>	<b>4</b>
Private	7	1144	180	898	56	8	6	16	3
Public	33	559	117	364	46	2	2	20	1
<b>Mpumalanga</b>	<b>33</b>	<b>2364</b>	<b>295</b>	<b>1900</b>	<b>136</b>	<b>22</b>	<b>10</b>	<b>59</b>	<b>6</b>
Private	9	2034	220	1699	105	20	9	47	5
Public	24	330	75	201	31	2	1	12	1
<b>North West</b>	<b>23</b>	<b>4909</b>	<b>454</b>	<b>3806</b>	<b>443</b>	<b>32</b>	<b>23</b>	<b>95</b>	<b>6</b>
Private	12	2796	318	2301	107	21	12	12	3
Public	11	2113	136	1505	336	11	11	83	3
<b>Northern Cape</b>	<b>20</b>	<b>1846</b>	<b>254</b>	<b>1299</b>	<b>251</b>	<b>25</b>	<b>26</b>	<b>97</b>	<b>4</b>
Private	8	1133	146	897	76	12	8	33	2
Public	12	713	108	402	175	13	18	64	2
<b>Western Cape</b>	<b>96</b>	<b>19419</b>	<b>3648</b>	<b>15161</b>	<b>561</b>	<b>80</b>	<b>19</b>	<b>63</b>	<b>7</b>
Private	40	7085	1046	5779	238	53	18	60	7
Public	56	12334	2602	9382	323	27	1	3	0
<b>Total</b>	<b>599</b>	<b>93178</b>	<b>15759</b>	<b>70525</b>	<b>5048</b>	<b>509</b>	<b>250</b>	<b>1169</b>	<b>90</b>