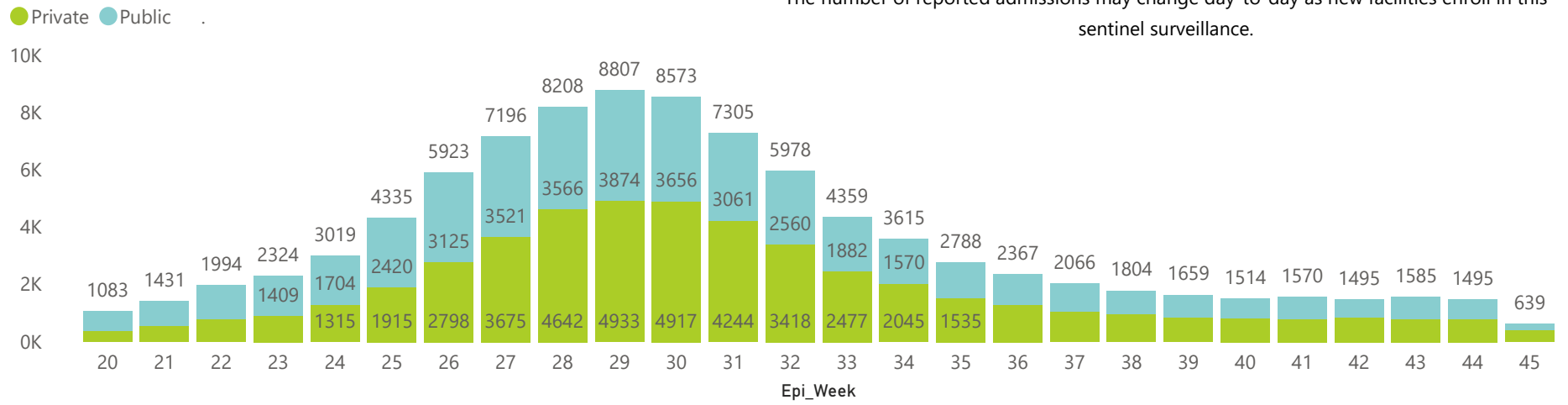




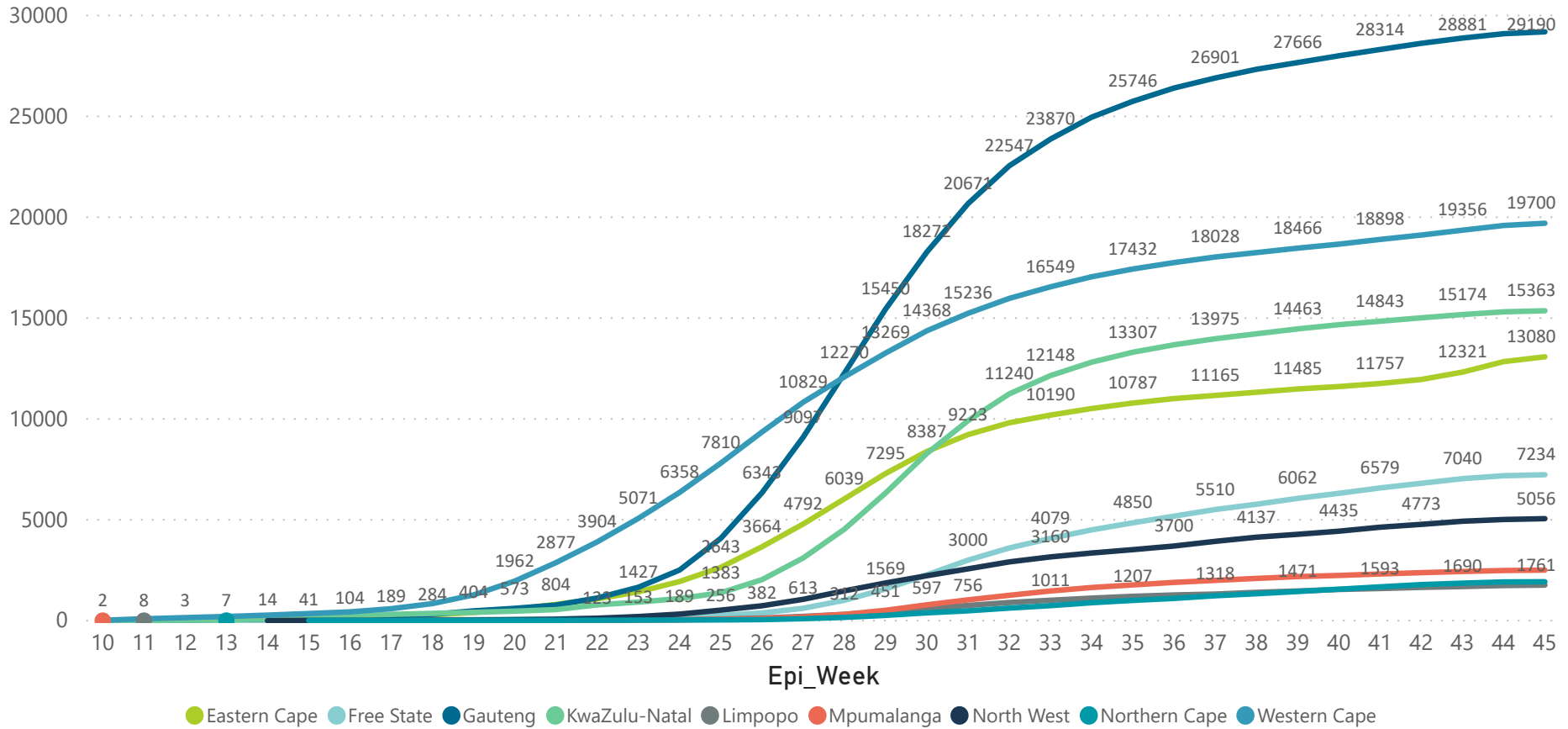
This report presents data collected using clinical information from admitted patients at selected hospitals to identify trends in admissions of COVID-19 patients. Not all hospitals currently participate and new facilities continue to enroll. The data below refer to admitted patients with laboratory-confirmed COVID-19.



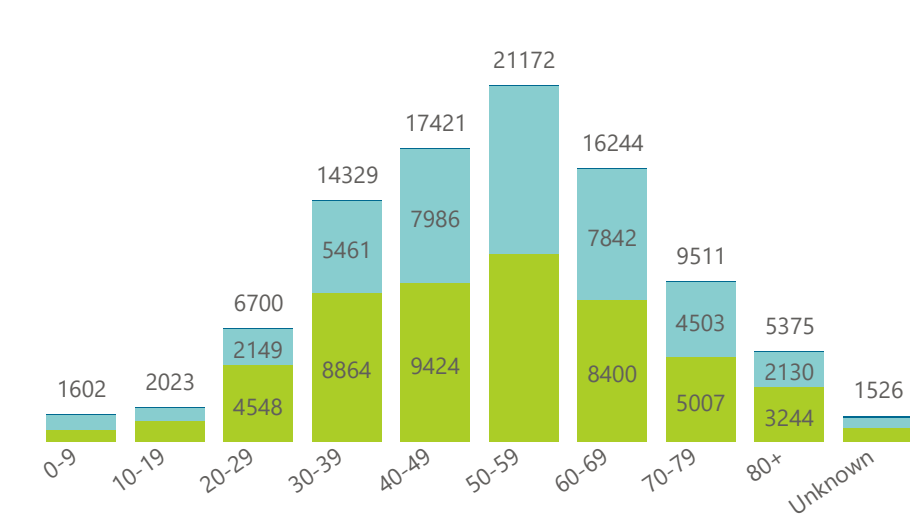
Hospital admissions of COVID-19 cases, by health sector, by epidemiological week



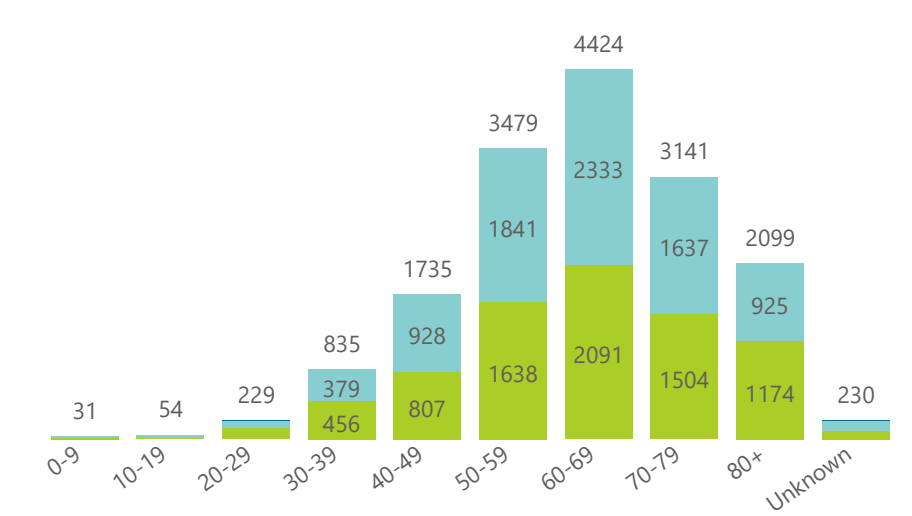
Cumulative reported admissions by province, by epidemiological week



Admissions to date by age group and sex



Deaths to date by age group and sex



Female Male Unknown

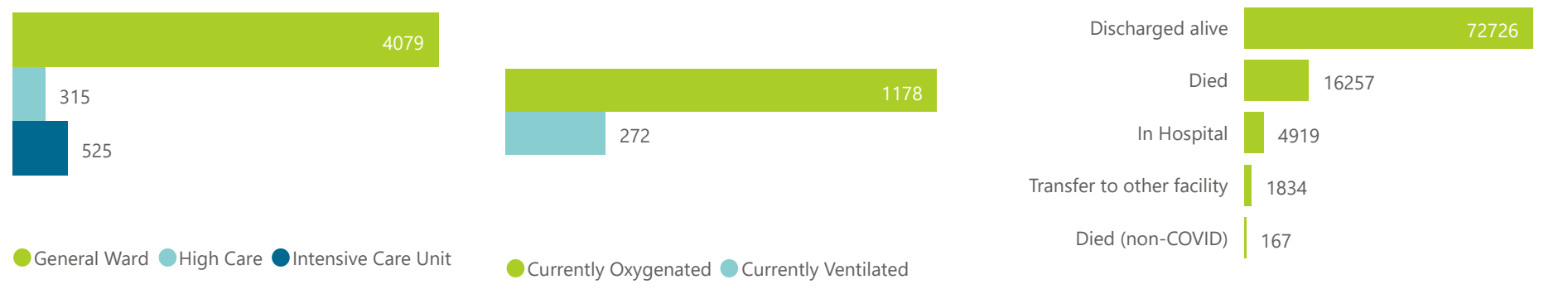
Female Male Unknown



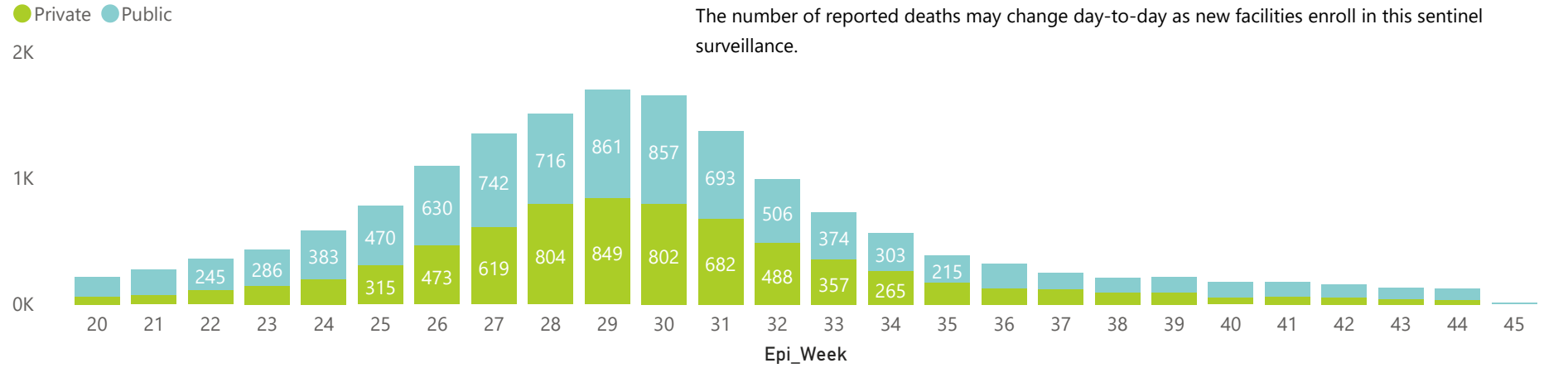
This report presents data collected using clinical information from admitted patients at selected hospitals to identify trends in admissions of COVID-19 patients. Not all hospitals currently participate and new facilities continue to enroll. The data below refer to admitted patients with laboratory-confirmed COVID-19.



Ward of currently admitted patients | Interventions for currently admitted patients | Admissions to date by discharge type



Deaths by epidemiological week and sector



Summary of reported COVID-19 admissions by province, by sector

Province	Facilities Reporting	Admissions to Date	Died to Date	Discharged to date	Currently Admitted	Currently in ICU	Currently Ventilated	Currently Oxygenated	Admissions in Previous Day
<b>Eastern Cape</b>	<b>98</b>	<b>13083</b>	<b>3469</b>	<b>8242</b>	<b>700</b>	<b>77</b>	<b>55</b>	<b>191</b>	<b>20</b>
Private	17	4081	821	2963	294	68	42	80	16
Public	81	9002	2648	5279	406	9	13	111	4
<b>Free State</b>	<b>55</b>	<b>7237</b>	<b>1332</b>	<b>5214</b>	<b>374</b>	<b>27</b>	<b>21</b>	<b>167</b>	<b>11</b>
Private	20	3751	575	2989	169	26	15	56	10
Public	35	3486	757	2225	205	1	6	111	1
<b>Gauteng</b>	<b>128</b>	<b>29223</b>	<b>3983</b>	<b>22987</b>	<b>2015</b>	<b>184</b>	<b>83</b>	<b>347</b>	<b>20</b>
Private	90	17380	2553	13966	796	164	52	164	18
Public	38	11843	1430	9021	1219	20	31	183	2
<b>KwaZulu-Natal</b>	<b>107</b>	<b>15375</b>	<b>2383</b>	<b>12091</b>	<b>520</b>	<b>61</b>	<b>20</b>	<b>151</b>	<b>9</b>
Private	45	10622	1430	8841	320	46	16	69	9
Public	62	4753	953	3250	200	15	4	82	0
<b>Limpopo</b>	<b>40</b>	<b>1761</b>	<b>304</b>	<b>1300</b>	<b>113</b>	<b>10</b>	<b>7</b>	<b>38</b>	<b>1</b>
Private	7	1190	182	930	67	8	5	19	0
Public	33	571	122	370	46	2	2	19	1
<b>Mpumalanga</b>	<b>34</b>	<b>2506</b>	<b>345</b>	<b>1997</b>	<b>132</b>	<b>26</b>	<b>18</b>	<b>58</b>	<b>0</b>
Private	9	2071	228	1741	92	20	13	38	0
Public	25	435	117	256	40	6	5	20	0
<b>North West</b>	<b>24</b>	<b>5058</b>	<b>493</b>	<b>4103</b>	<b>240</b>	<b>32</b>	<b>21</b>	<b>61</b>	<b>10</b>
Private	12	2846	320	2348	107	24	15	21	3
Public	12	2212	173	1755	133	8	6	40	7
<b>Northern Cape</b>	<b>21</b>	<b>1929</b>	<b>268</b>	<b>1376</b>	<b>239</b>	<b>20</b>	<b>22</b>	<b>95</b>	<b>4</b>
Private	8	1160	151	934	60	8	5	21	2
Public	13	769	117	442	179	12	17	74	2
<b>Western Cape</b>	<b>96</b>	<b>19731</b>	<b>3680</b>	<b>15416</b>	<b>586</b>	<b>88</b>	<b>25</b>	<b>70</b>	<b>5</b>
Private	40	7231	1056	5896	257	65	24	67	5
Public	56	12500	2624	9520	329	23	1	3	0
<b>Total</b>	<b>603</b>	<b>95903</b>	<b>16257</b>	<b>72726</b>	<b>4919</b>	<b>525</b>	<b>272</b>	<b>1178</b>	<b>80</b>