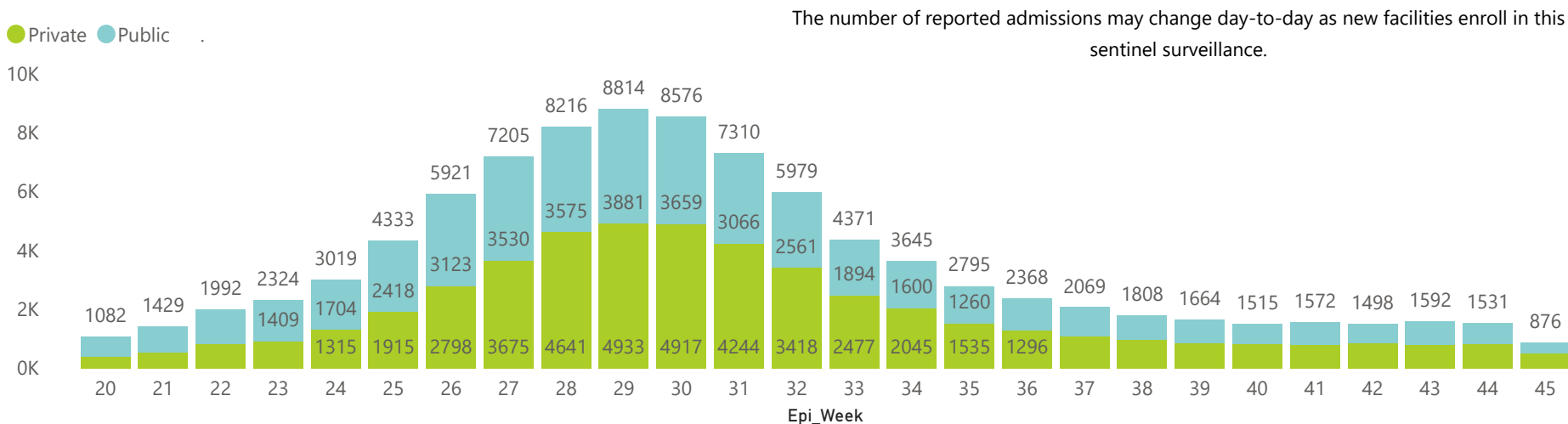




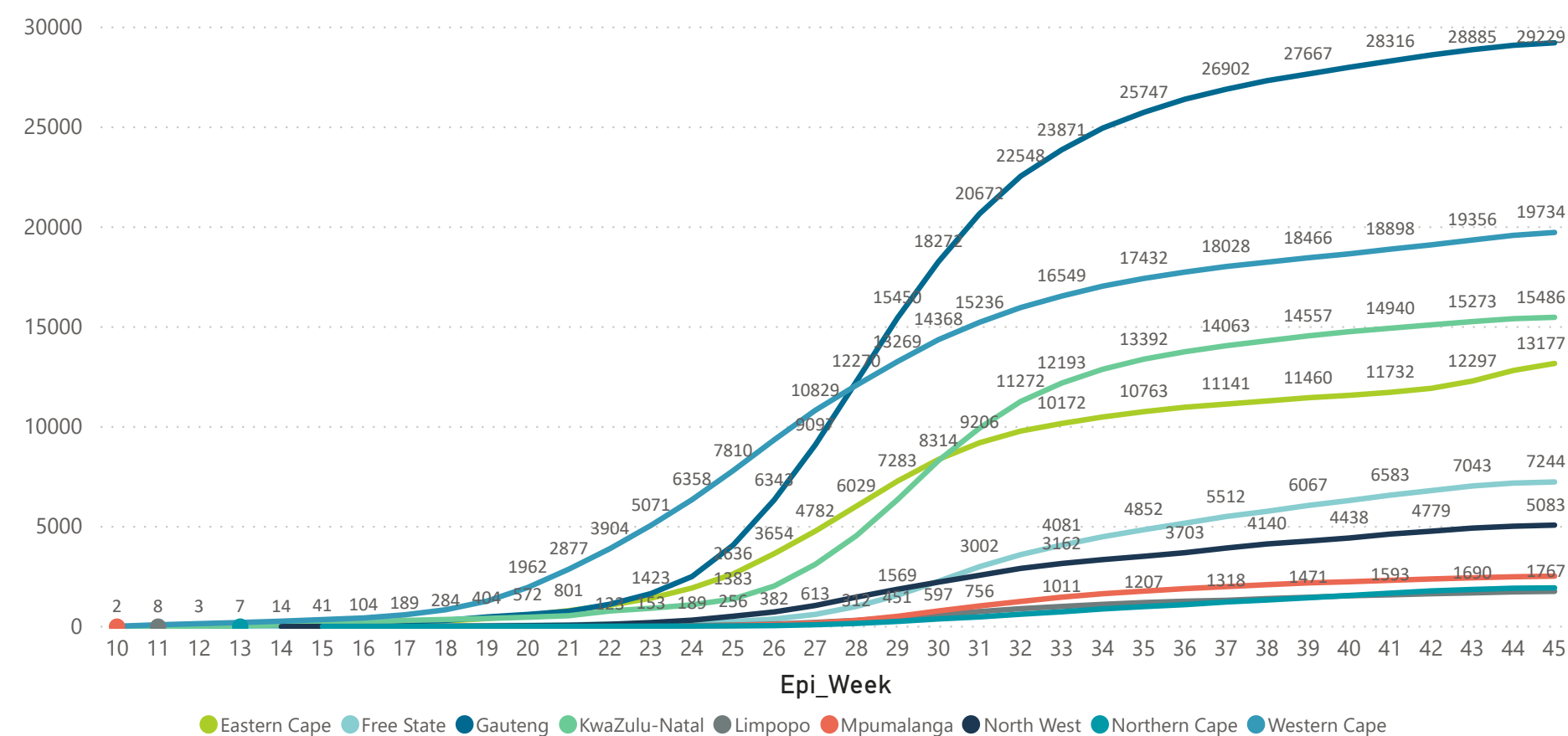
This report presents data collected using clinical information from admitted patients at selected hospitals to identify trends in admissions of COVID-19 patients. Not all hospitals currently participate and new facilities continue to enroll. The data below refer to admitted patients with laboratory-confirmed COVID-19.



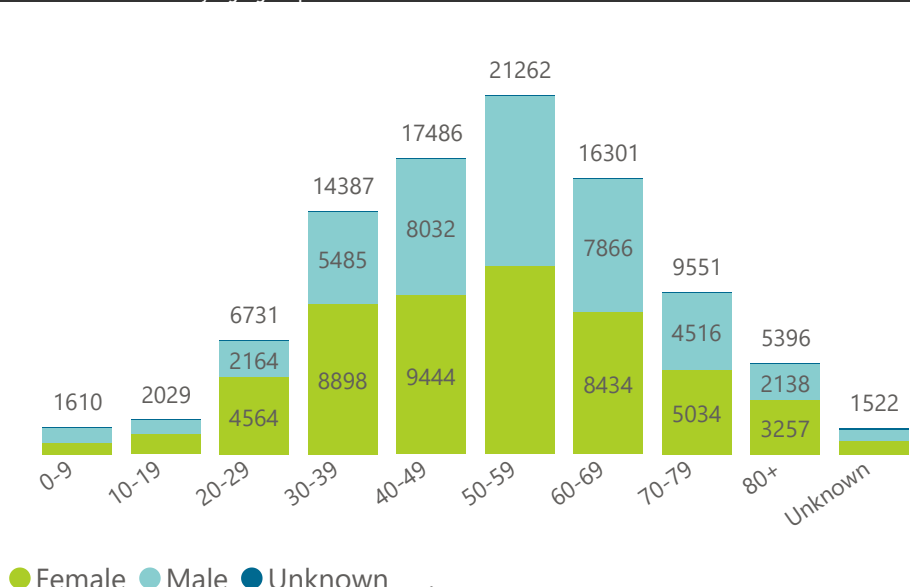
Hospital admissions of COVID-19 cases, by health sector, by epidemiological week



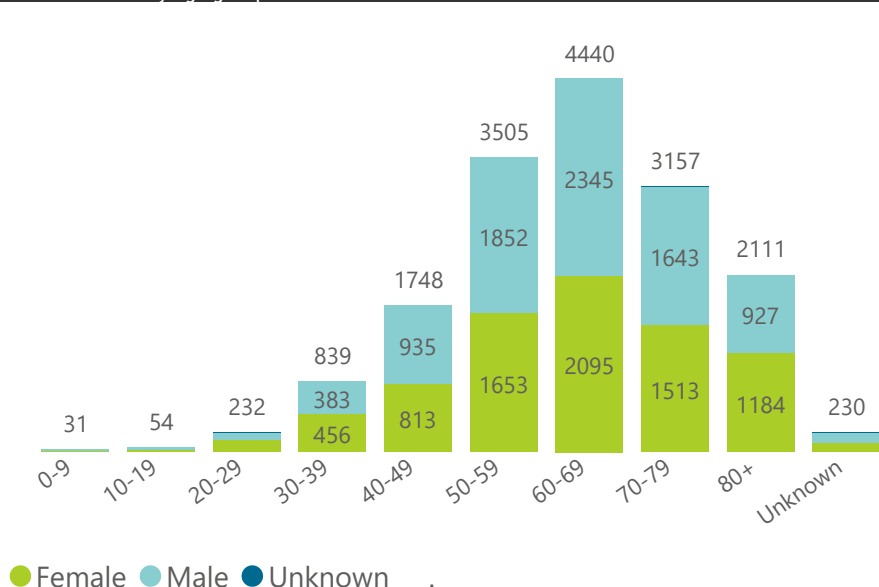
Cumulative reported admissions by province, by epidemiological week



Admissions to date by age group and sex



Deaths to date by age group and sex

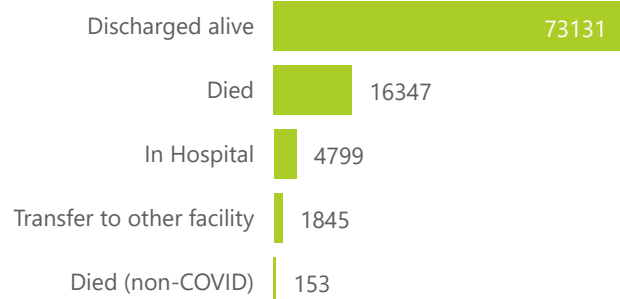




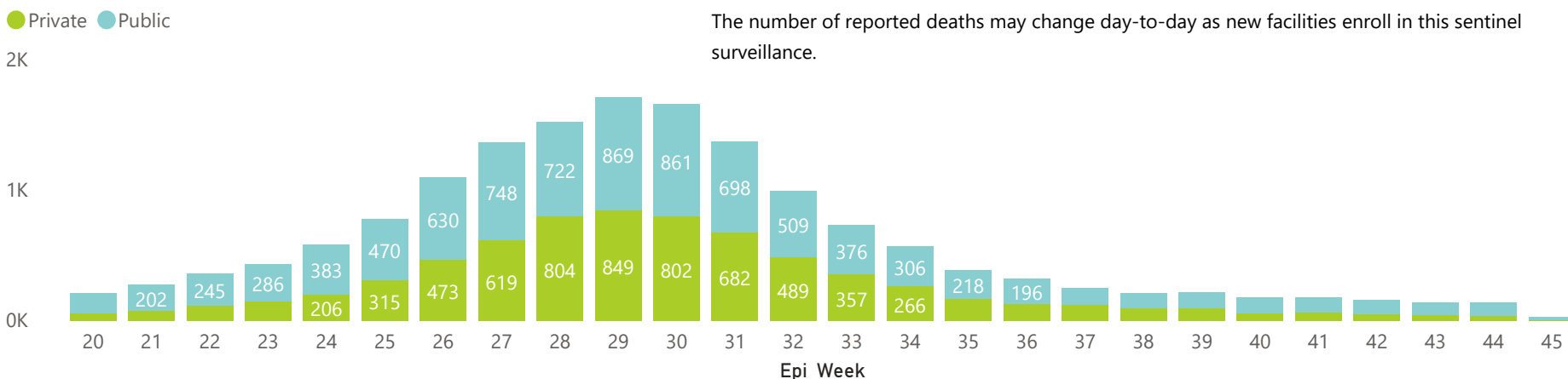
This report presents data collected using clinical information from admitted patients at selected hospitals to identify trends in admissions of COVID-19 patients. Not all hospitals currently participate and new facilities continue to enroll. The data below refer to admitted patients with laboratory-confirmed COVID-19.



Ward of currently admitted patients | Interventions for currently admitted patients | Admissions to date by discharge type



Deaths by epidemiological week and sector



Summary of reported COVID-19 admissions by province, by sector

Province	Facilities Reporting	Admissions to Date	Died to Date	Discharged to date	Currently Admitted	Currently in ICU	Currently Ventilated	Currently Oxygenated	Admissions in Previous Day
<b>Eastern Cape</b>	<b>98</b>	<b>13180</b>	<b>3488</b>	<b>8305</b>	<b>732</b>	<b>81</b>	<b>54</b>	<b>170</b>	<b>45</b>
Private	17	4121	823	2999	296	72	43	77	18
Public	81	9059	2665	5306	436	9	11	93	27
<b>Free State</b>	<b>55</b>	<b>7247</b>	<b>1340</b>	<b>5228</b>	<b>363</b>	<b>22</b>	<b>14</b>	<b>162</b>	<b>3</b>
Private	20	3755	579	2997	162	21	12	54	3
Public	35	3492	761	2231	201	1	2	108	0
<b>Gauteng</b>	<b>128</b>	<b>29262</b>	<b>3992</b>	<b>23177</b>	<b>1839</b>	<b>173</b>	<b>76</b>	<b>337</b>	<b>12</b>
Private	90	17405	2559	13990	791	158	50	162	10
Public	38	11857	1433	9187	1048	15	26	175	2
<b>KwaZulu-Natal</b>	<b>107</b>	<b>15498</b>	<b>2418</b>	<b>12167</b>	<b>536</b>	<b>62</b>	<b>21</b>	<b>156</b>	<b>8</b>
Private	45	10642	1432	8853	326	47	17	69	8
Public	62	4856	986	3314	210	15	4	87	0
<b>Limpopo</b>	<b>40</b>	<b>1767</b>	<b>305</b>	<b>1304</b>	<b>113</b>	<b>9</b>	<b>6</b>	<b>41</b>	<b>0</b>
Private	7	1194	183	932	68	7	4	22	0
Public	33	573	122	372	45	2	2	19	0
<b>Mpumalanga</b>	<b>34</b>	<b>2529</b>	<b>354</b>	<b>2000</b>	<b>143</b>	<b>30</b>	<b>20</b>	<b>59</b>	<b>6</b>
Private	9	2077	228	1743	96	20	13	35	4
Public	25	452	126	257	47	10	7	24	2
<b>North West</b>	<b>24</b>	<b>5085</b>	<b>496</b>	<b>4118</b>	<b>248</b>	<b>32</b>	<b>21</b>	<b>63</b>	<b>7</b>
Private	12	2853	321	2354	107	24	15	20	1
Public	12	2232	175	1764	141	8	6	43	6
<b>Northern Cape</b>	<b>21</b>	<b>1942</b>	<b>271</b>	<b>1384</b>	<b>240</b>	<b>19</b>	<b>23</b>	<b>94</b>	<b>5</b>
Private	8	1172	154	939	63	7	7	21	3
Public	13	770	117	445	177	12	16	73	2
<b>Western Cape</b>	<b>96</b>	<b>19765</b>	<b>3683</b>	<b>15448</b>	<b>585</b>	<b>90</b>	<b>25</b>	<b>76</b>	<b>6</b>
Private	40	7243	1056	5911	254	67	24	73	6
Public	56	12522	2627	9537	331	23	1	3	0
<b>Total</b>	<b>603</b>	<b>96275</b>	<b>16347</b>	<b>73131</b>	<b>4799</b>	<b>518</b>	<b>260</b>	<b>1158</b>	<b>92</b>