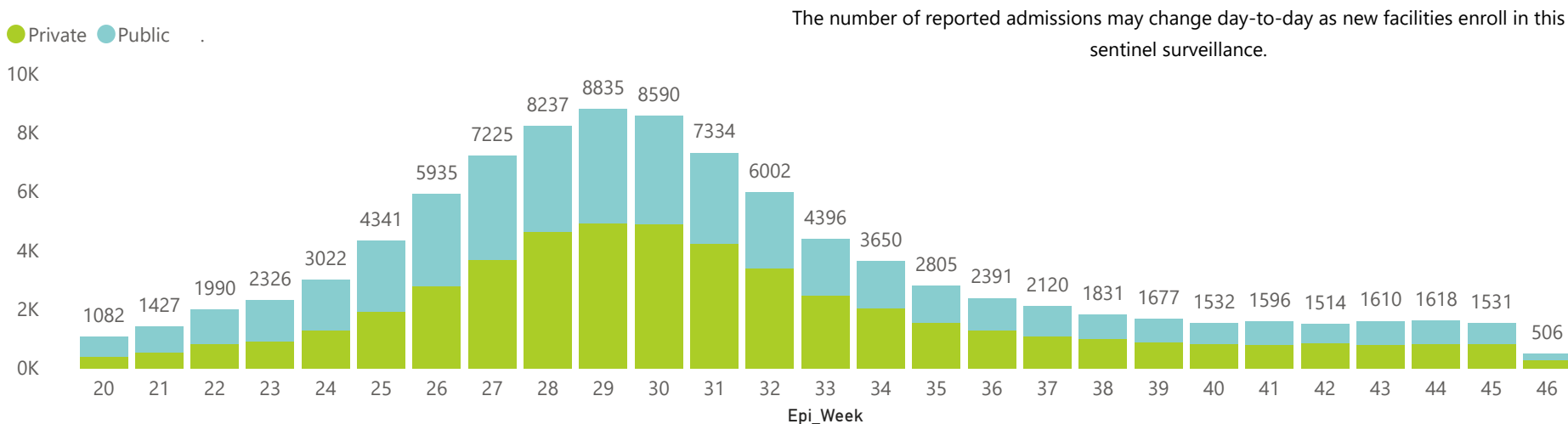




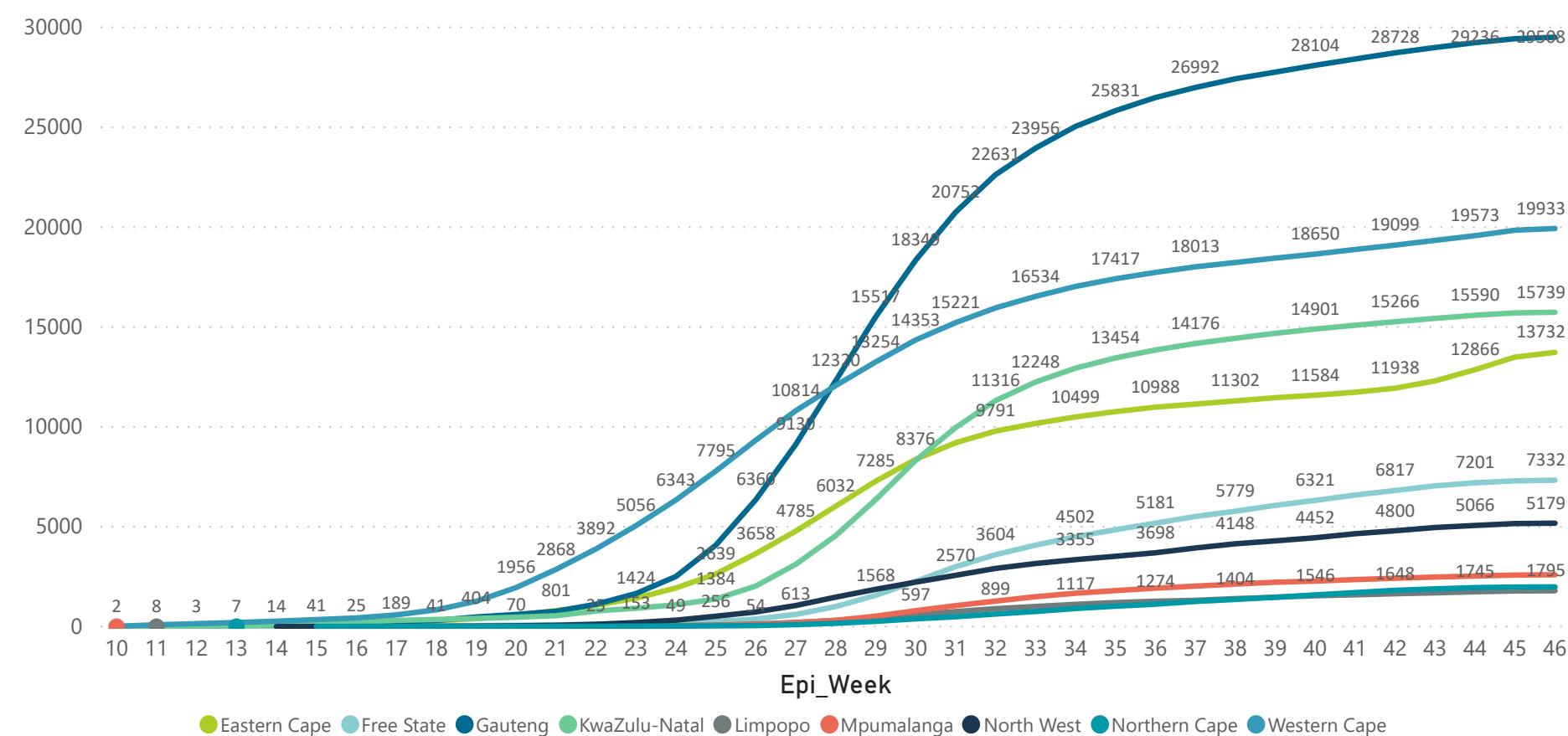
This report presents data collected using clinical information from admitted patients at selected hospitals to identify trends in admissions of COVID-19 patients. Not all hospitals currently participate and new facilities continue to enroll. The data below refer to admitted patients with laboratory-confirmed COVID-19.



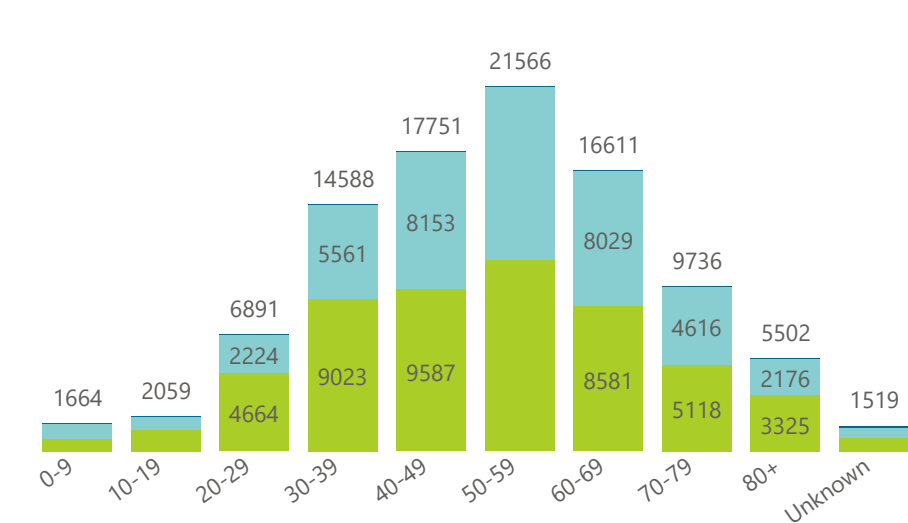
Hospital admissions of COVID-19 cases, by health sector, by epidemiological week



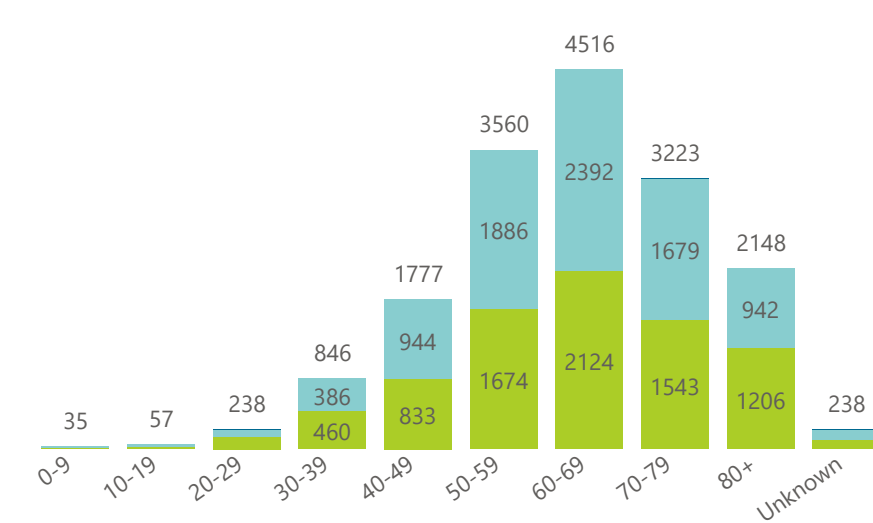
Cumulative reported admissions by province, by epidemiological week



Admissions to date by age group and sex



Deaths to date by age group and sex



Female Male Unknown

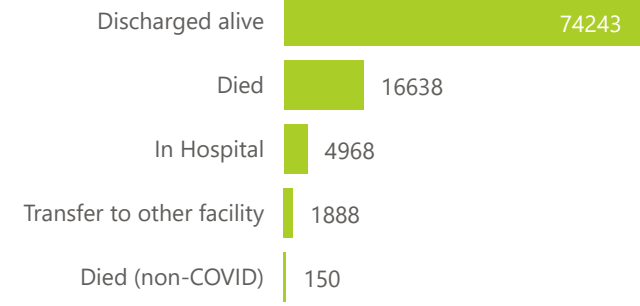
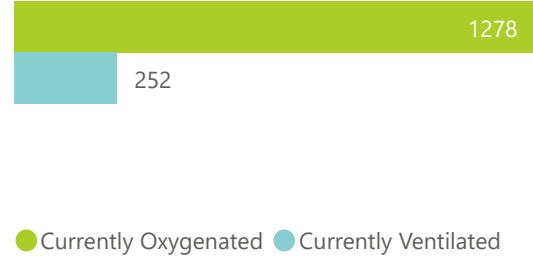
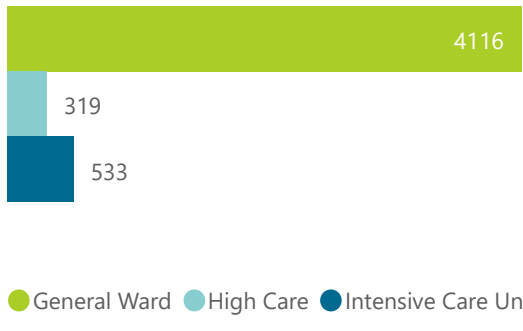
Female Male Unknown



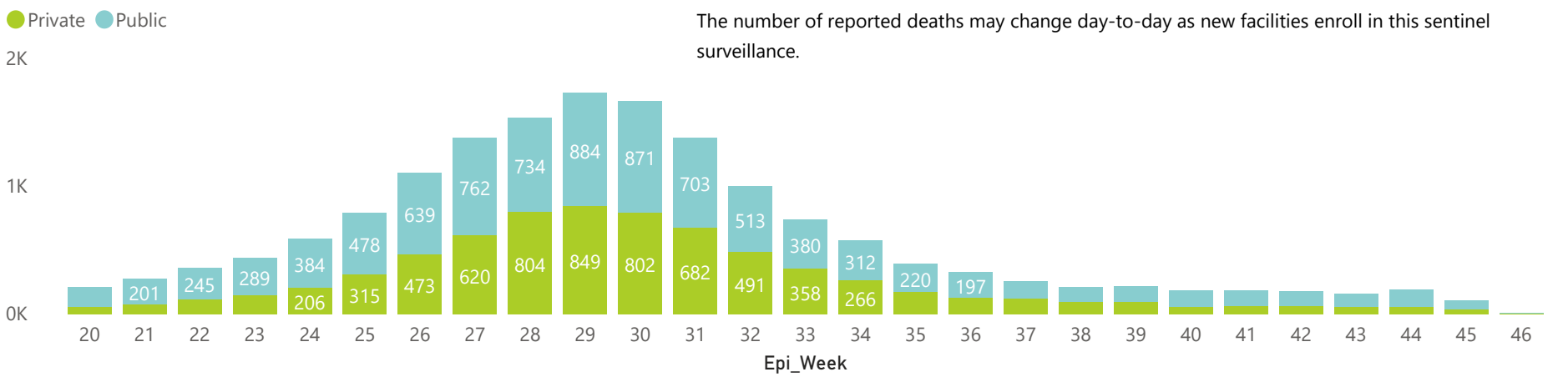
This report presents data collected using clinical information from admitted patients at selected hospitals to identify trends in admissions of COVID-19 patients. Not all hospitals currently participate and new facilities continue to enroll. The data below refer to admitted patients with laboratory-confirmed COVID-19.



Ward of currently admitted patients | Interventions for currently admitted patients | Admissions to date by discharge type



Deaths by epidemiological week and sector



Summary of reported COVID-19 admissions by province, by sector

Province	Facilities Reporting	Admissions to Date	Died to Date	Discharged to date	Currently Admitted	Currently in ICU	Currently Ventilated	Currently Oxygenated	Admissions in Previous Day
<b>Eastern Cape</b>	<b>98</b>	<b>13735</b>	<b>3590</b>	<b>8584</b>	<b>889</b>	<b>93</b>	<b>47</b>	<b>265</b>	<b>48</b>
Private	17	4312	867	3094	348	80	40	92	29
Public	81	9423	2723	5490	541	13	7	173	19
<b>Free State</b>	<b>55</b>	<b>7335</b>	<b>1365</b>	<b>5304</b>	<b>342</b>	<b>25</b>	<b>17</b>	<b>161</b>	<b>10</b>
Private	20	3787	587	3028	155	23	12	55	6
Public	35	3548	778	2276	187	2	5	106	4
<b>Gauteng</b>	<b>128</b>	<b>29541</b>	<b>4084</b>	<b>23357</b>	<b>1837</b>	<b>171</b>	<b>79</b>	<b>342</b>	<b>12</b>
Private	90	17517	2570	14090	792	153	48	171	10
Public	38	12024	1514	9267	1045	18	31	171	2
<b>KwaZulu-Natal</b>	<b>107</b>	<b>15751</b>	<b>2425</b>	<b>12387</b>	<b>554</b>	<b>59</b>	<b>22</b>	<b>153</b>	<b>4</b>
Private	45	10708	1441	8923	313	44	16	60	4
Public	62	5043	984	3464	241	15	6	93	0
<b>Limpopo</b>	<b>40</b>	<b>1795</b>	<b>309</b>	<b>1330</b>	<b>111</b>	<b>10</b>	<b>5</b>	<b>44</b>	<b>0</b>
Private	7	1209	186	949	63	8	3	23	0
Public	33	586	123	381	48	2	2	21	0
<b>Mpumalanga</b>	<b>34</b>	<b>2595</b>	<b>374</b>	<b>2038</b>	<b>152</b>	<b>26</b>	<b>18</b>	<b>60</b>	<b>4</b>
Private	9	2101	229	1762	100	18	12	35	2
Public	25	494	145	276	52	8	6	25	2
<b>North West</b>	<b>24</b>	<b>5181</b>	<b>511</b>	<b>4225</b>	<b>223</b>	<b>29</b>	<b>18</b>	<b>63</b>	<b>8</b>
Private	12	2874	325	2376	103	21	12	17	4
Public	12	2307	186	1849	120	8	6	46	4
<b>Northern Cape</b>	<b>21</b>	<b>1990</b>	<b>279</b>	<b>1438</b>	<b>226</b>	<b>22</b>	<b>24</b>	<b>92</b>	<b>0</b>
Private	8	1184	155	955	58	9	8	20	0
Public	13	806	124	483	168	13	16	72	0
<b>Western Cape</b>	<b>96</b>	<b>19964</b>	<b>3701</b>	<b>15580</b>	<b>634</b>	<b>98</b>	<b>22</b>	<b>98</b>	<b>16</b>
Private	40	7372	1060	5988	302	69	21	95	16
Public	56	12592	2641	9592	332	29	1	3	0
<b>Total</b>	<b>603</b>	<b>97887</b>	<b>16638</b>	<b>74243</b>	<b>4968</b>	<b>533</b>	<b>252</b>	<b>1278</b>	<b>102</b>