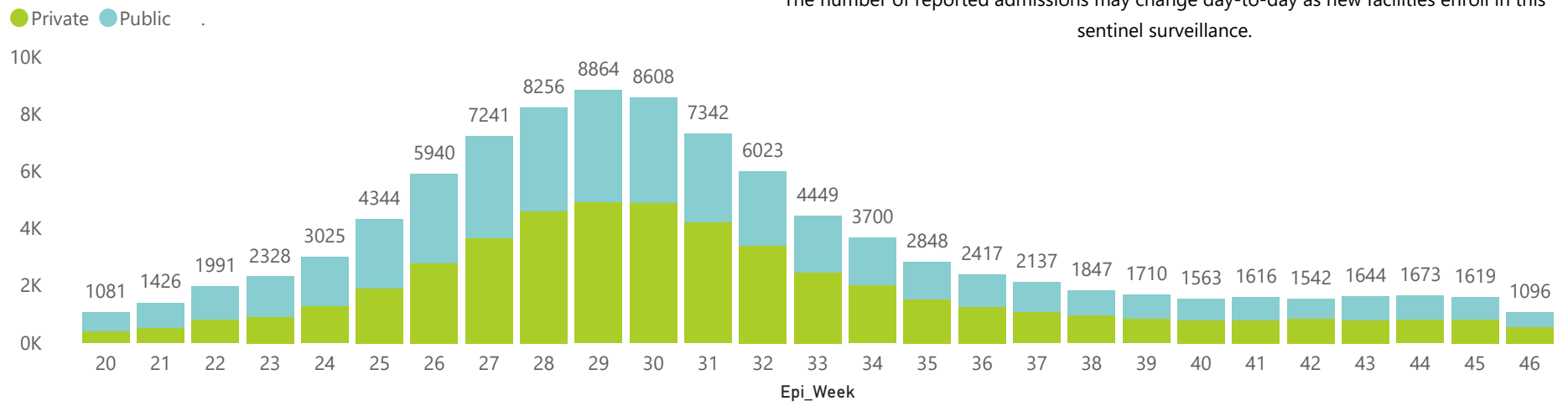




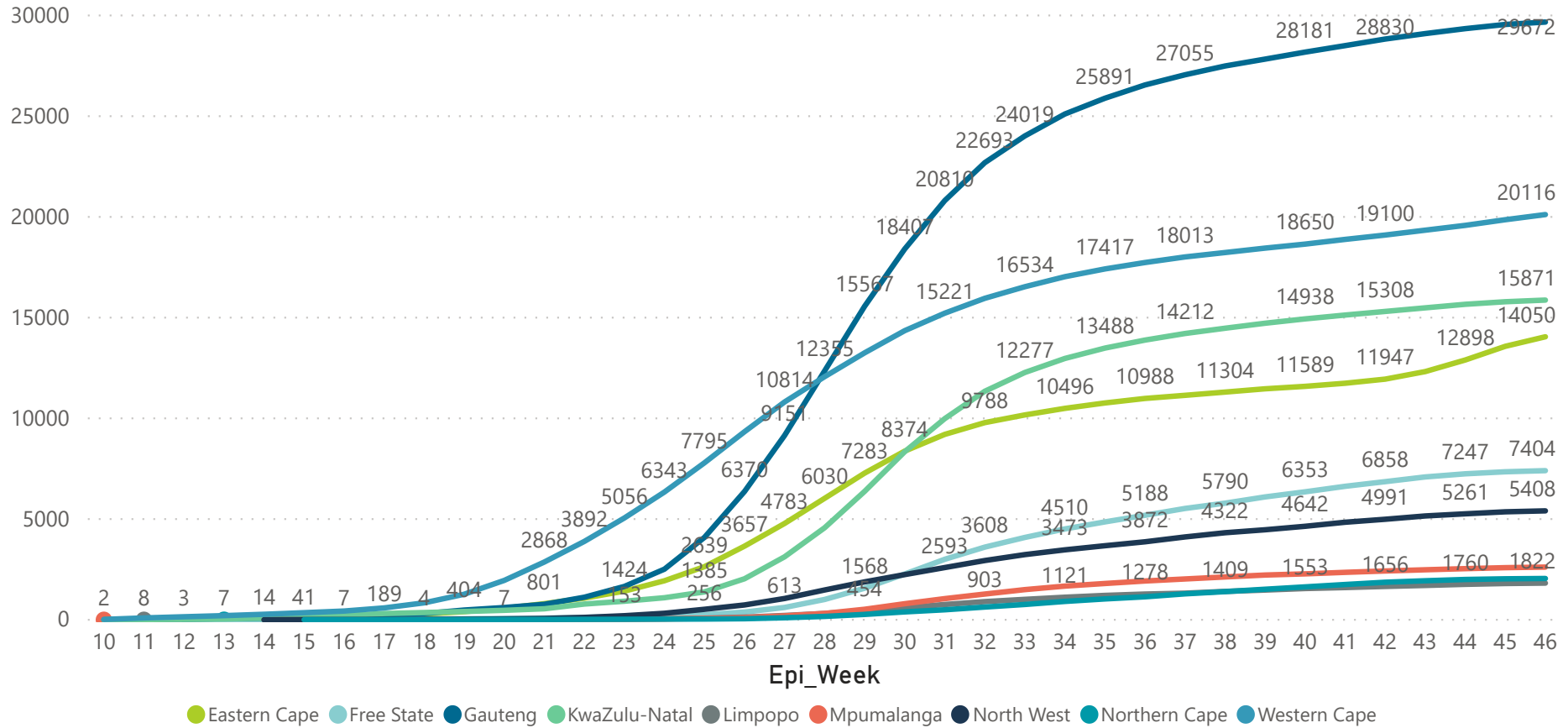
This report presents data collected using clinical information from admitted patients at selected hospitals to identify trends in admissions of COVID-19 patients. Not all hospitals currently participate and new facilities continue to enroll. The data below refer to admitted patients with laboratory-confirmed COVID-19.



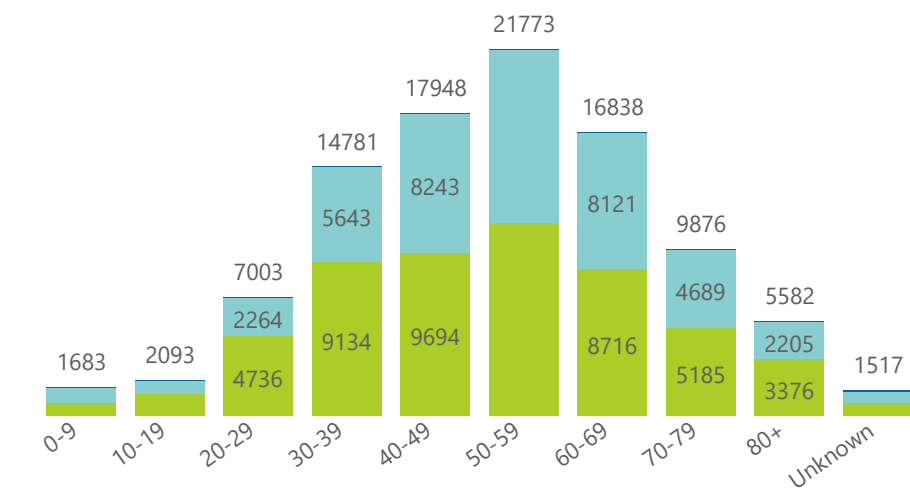
Hospital admissions of COVID-19 cases, by health sector, by epidemiological week



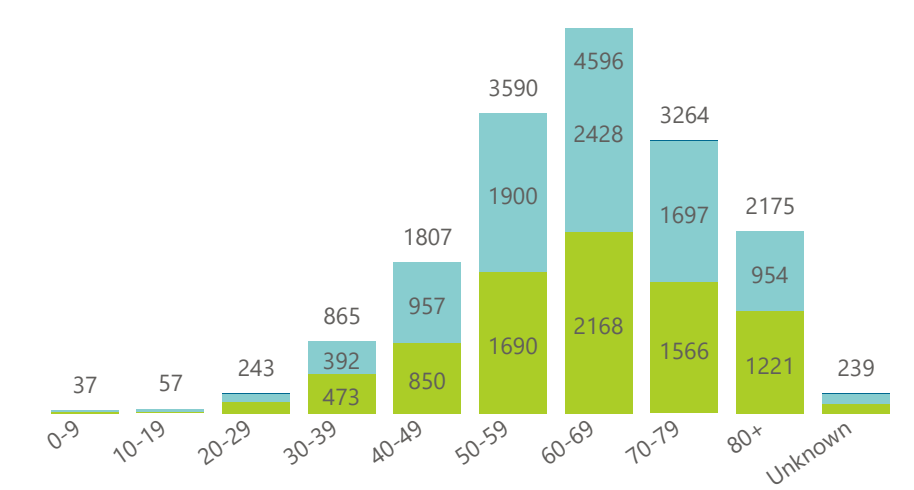
Cumulative reported admissions by province, by epidemiological week



Admissions to date by age group and sex



Deaths to date by age group and sex



Female Male Unknown

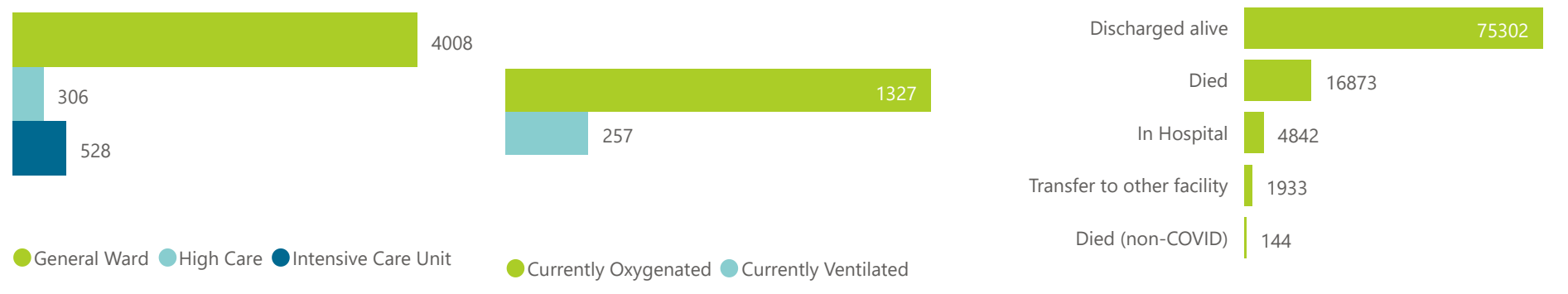
Female Male Unknown



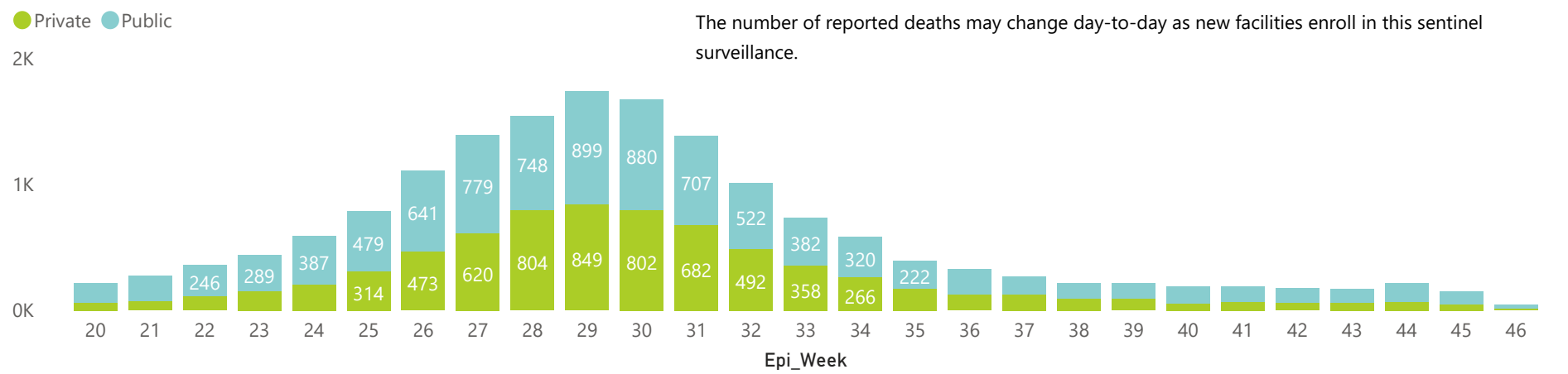
This report presents data collected using clinical information from admitted patients at selected hospitals to identify trends in admissions of COVID-19 patients. Not all hospitals currently participate and new facilities continue to enroll. The data below refer to admitted patients with laboratory-confirmed COVID-19.



**Ward of currently admitted patients**      **Interventions for currently admitted patients**      **Admissions to date by discharge type**



**Deaths by epidemiological week and sector**



**Summary of reported COVID-19 admissions by province, by sector**

Province	Facilities Reporting	Admissions to Date	Died to Date	Discharged to date	Currently Admitted	Currently in ICU	Currently Ventilated	Currently Oxygenated	Admissions in Previous Day
<b>Eastern Cape</b>	<b>98</b>	<b>14053</b>	<b>3667</b>	<b>8738</b>	<b>968</b>	<b>103</b>	<b>56</b>	<b>310</b>	<b>0</b>
Private	17	4408	890	3150	365	89	44	92	0
Public	81	9645	2777	5588	603	14	12	218	0
<b>Free State</b>	<b>55</b>	<b>7407</b>	<b>1373</b>	<b>5381</b>	<b>329</b>	<b>24</b>	<b>17</b>	<b>156</b>	<b>0</b>
Private	20	3795	587	3038	153	23	13	54	0
Public	35	3612	786	2343	176	1	4	102	0
<b>Gauteng</b>	<b>128</b>	<b>29705</b>	<b>4162</b>	<b>23617</b>	<b>1661</b>	<b>172</b>	<b>82</b>	<b>345</b>	<b>1</b>
Private	90	17557	2571	14143	778	156	49	167	0
Public	38	12148	1591	9474	883	16	33	178	1
<b>KwaZulu-Natal</b>	<b>107</b>	<b>15883</b>	<b>2443</b>	<b>12495</b>	<b>544</b>	<b>65</b>	<b>22</b>	<b>155</b>	<b>0</b>
Private	45	10744	1443	8950	319	49	15	62	0
Public	62	5139	1000	3545	225	16	7	93	0
<b>Limpopo</b>	<b>40</b>	<b>1822</b>	<b>314</b>	<b>1347</b>	<b>116</b>	<b>11</b>	<b>6</b>	<b>46</b>	<b>0</b>
Private	7	1216	186	952	67	8	3	25	0
Public	33	606	128	395	49	3	3	21	0
<b>Mpumalanga</b>	<b>34</b>	<b>2616</b>	<b>377</b>	<b>2059</b>	<b>148</b>	<b>27</b>	<b>18</b>	<b>60</b>	<b>0</b>
Private	9	2110	229	1768	103	19	12	37	0
Public	25	506	148	291	45	8	6	23	0
<b>North West</b>	<b>24</b>	<b>5410</b>	<b>519</b>	<b>4472</b>	<b>186</b>	<b>23</b>	<b>15</b>	<b>57</b>	<b>0</b>
Private	12	2886	326	2383	107	20	11	21	0
Public	12	2524	193	2089	79	3	4	36	0
<b>Northern Cape</b>	<b>22</b>	<b>2051</b>	<b>292</b>	<b>1484</b>	<b>227</b>	<b>21</b>	<b>22</b>	<b>93</b>	<b>0</b>
Private	8	1187	156	963	52	8	6	19	0
Public	14	864	136	521	175	13	16	74	0
<b>Western Cape</b>	<b>96</b>	<b>20147</b>	<b>3726</b>	<b>15709</b>	<b>663</b>	<b>82</b>	<b>19</b>	<b>105</b>	<b>0</b>
Private	40	7438	1068	6036	312	58	18	102	0
Public	56	12709	2658	9673	351	24	1	3	0
<b>Total</b>	<b>604</b>	<b>99094</b>	<b>16873</b>	<b>75302</b>	<b>4842</b>	<b>528</b>	<b>257</b>	<b>1327</b>	<b>1</b>