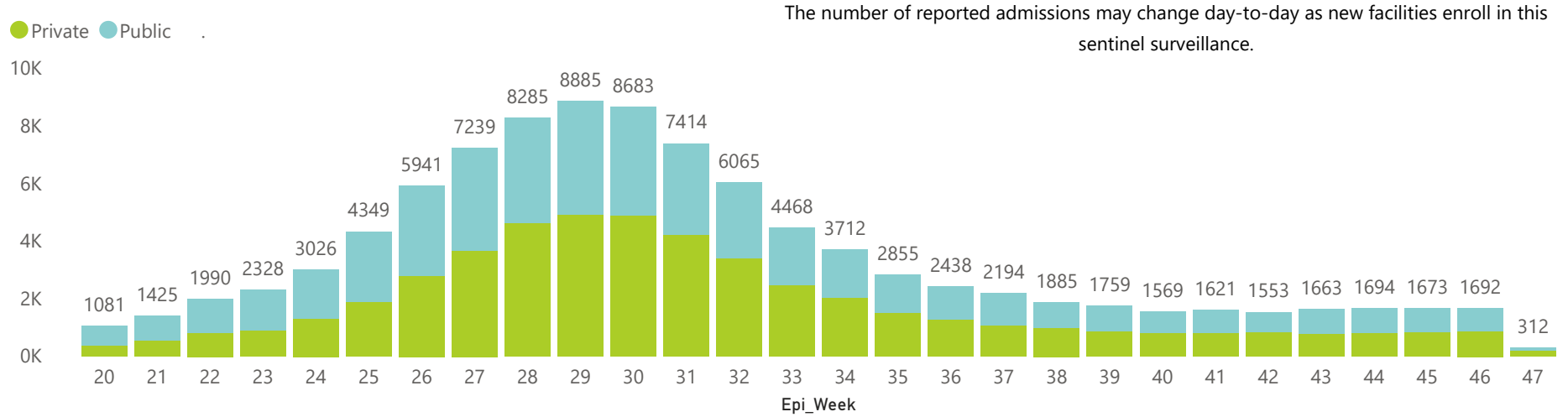




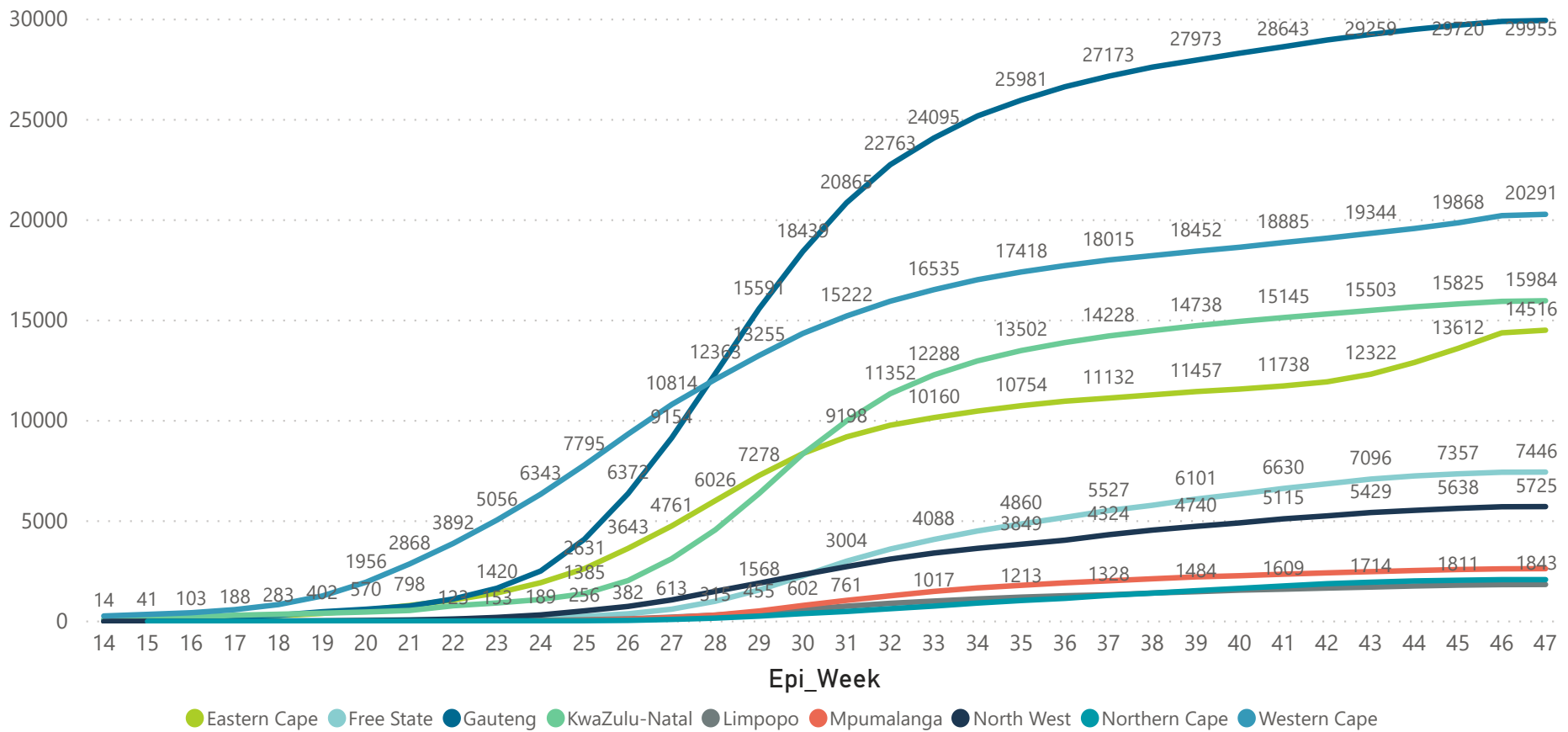
This report presents data collected using clinical information from admitted patients at selected hospitals to identify trends in admissions of COVID-19 patients. Not all hospitals currently participate and new facilities continue to enroll. The data below refer to admitted patients with laboratory-confirmed COVID-19.



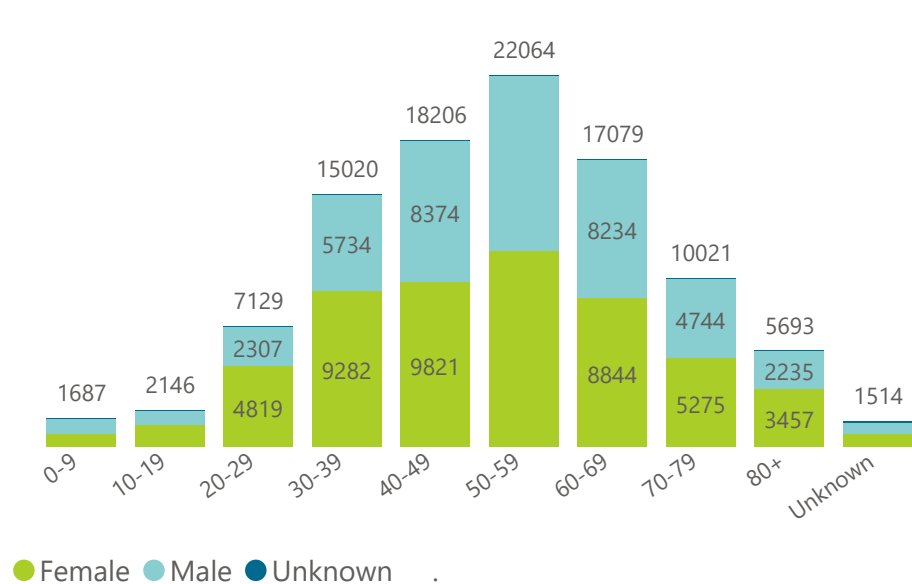
Hospital admissions of COVID-19 cases, by health sector, by epidemiological week



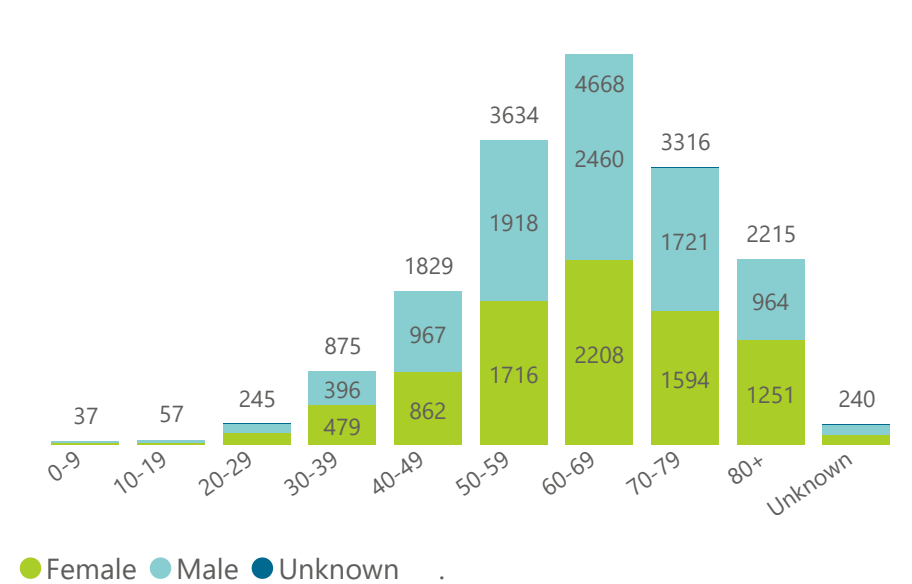
Cumulative reported admissions by province, by epidemiological week



Admissions to date by age group and sex



Deaths to date by age group and sex

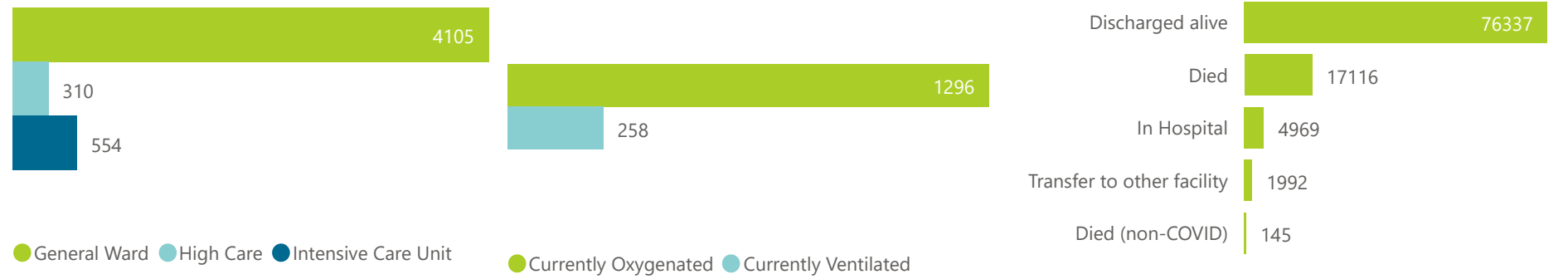




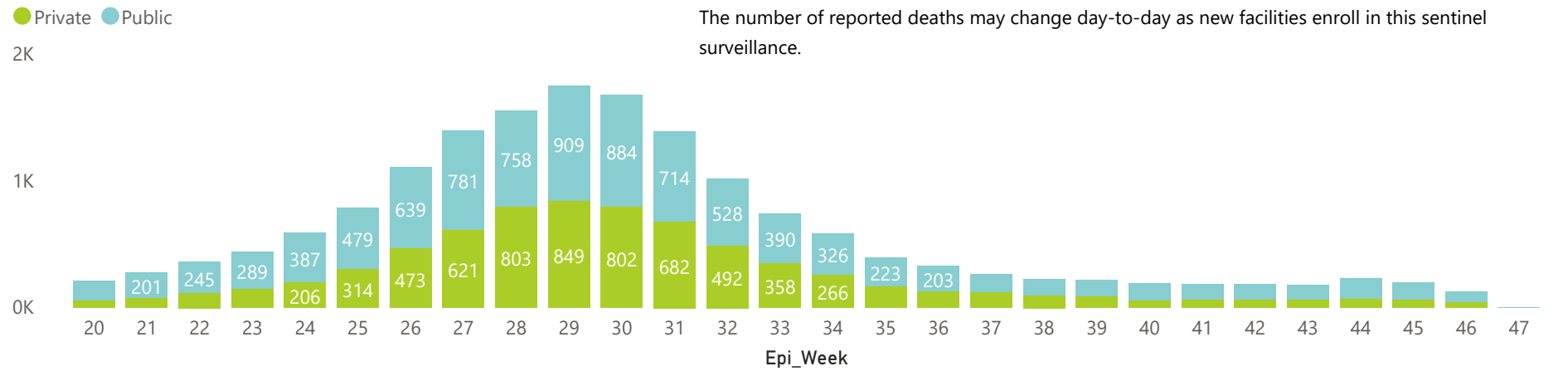
This report presents data collected using clinical information from admitted patients at selected hospitals to identify trends in admissions of COVID-19 patients. Not all hospitals currently participate and new facilities continue to enroll. The data below refer to admitted patients with laboratory-confirmed COVID-19.



Ward of currently admitted patients | Interventions for currently admitted patients | Admissions to date by discharge type



Deaths by epidemiological week and sector



Summary of reported COVID-19 admissions by province, by sector

| Province | Facilities Reporting | Admissions to Date | Died to Date | Discharged to date | Currently Admitted | Currently in ICU | Currently Ventilated | Currently Oxygenated | Admissions in Previous Day |
|----------------------|----------------------|--------------------|--------------|--------------------|--------------------|------------------|----------------------|----------------------|----------------------------|
| Eastern Cape | 99 | 14518 | 3770 | 8977 | 1060 | 116 | 53 | 290 | 39 |
| Private | 17 | 4595 | 936 | 3251 | 405 | 100 | 44 | 97 | 29 |
| Public | 82 | 9923 | 2834 | 5726 | 655 | 16 | 9 | 193 | 10 |
| Free State | 55 | 7449 | 1388 | 5429 | 303 | 24 | 17 | 144 | 6 |
| Private | 20 | 3815 | 589 | 3057 | 152 | 23 | 15 | 50 | 4 |
| Public | 35 | 3634 | 799 | 2372 | 151 | 1 | 2 | 94 | 2 |
| Gauteng | 128 | 29987 | 4227 | 23852 | 1638 | 168 | 79 | 323 | 25 |
| Private | 90 | 17642 | 2585 | 14205 | 787 | 152 | 47 | 160 | 18 |
| Public | 38 | 12345 | 1642 | 9647 | 851 | 16 | 32 | 163 | 7 |
| KwaZulu-Natal | 107 | 15996 | 2478 | 12572 | 540 | 62 | 20 | 154 | 18 |
| Private | 45 | 10809 | 1448 | 8995 | 334 | 49 | 15 | 66 | 16 |
| Public | 62 | 5187 | 1030 | 3577 | 206 | 13 | 5 | 88 | 2 |
| Limpopo | 40 | 1843 | 319 | 1368 | 112 | 12 | 6 | 45 | 2 |
| Private | 7 | 1223 | 187 | 960 | 65 | 9 | 3 | 24 | 0 |
| Public | 33 | 620 | 132 | 408 | 47 | 3 | 3 | 21 | 2 |
| Mpumalanga | 34 | 2632 | 378 | 2071 | 150 | 25 | 18 | 60 | 3 |
| Private | 9 | 2122 | 230 | 1778 | 104 | 17 | 12 | 37 | 2 |
| Public | 25 | 510 | 148 | 293 | 46 | 8 | 6 | 23 | 1 |
| North West | 24 | 5727 | 521 | 4776 | 185 | 27 | 18 | 54 | 5 |
| Private | 12 | 2894 | 327 | 2395 | 101 | 21 | 11 | 18 | 3 |
| Public | 12 | 2833 | 194 | 2381 | 84 | 6 | 7 | 36 | 2 |
| Northern Cape | 22 | 2085 | 295 | 1511 | 229 | 21 | 22 | 92 | 0 |
| Private | 8 | 1200 | 156 | 971 | 54 | 8 | 6 | 18 | 0 |
| Public | 14 | 885 | 139 | 540 | 175 | 13 | 16 | 74 | 0 |
| Western Cape | 96 | 20322 | 3740 | 15781 | 752 | 99 | 25 | 134 | 27 |
| Private | 40 | 7564 | 1070 | 6090 | 382 | 77 | 24 | 131 | 27 |
| Public | 56 | 12758 | 2670 | 9691 | 370 | 22 | 1 | 3 | 0 |
| Total | 605 | 100559 | 17116 | 76337 | 4969 | 554 | 258 | 1296 | 125 |