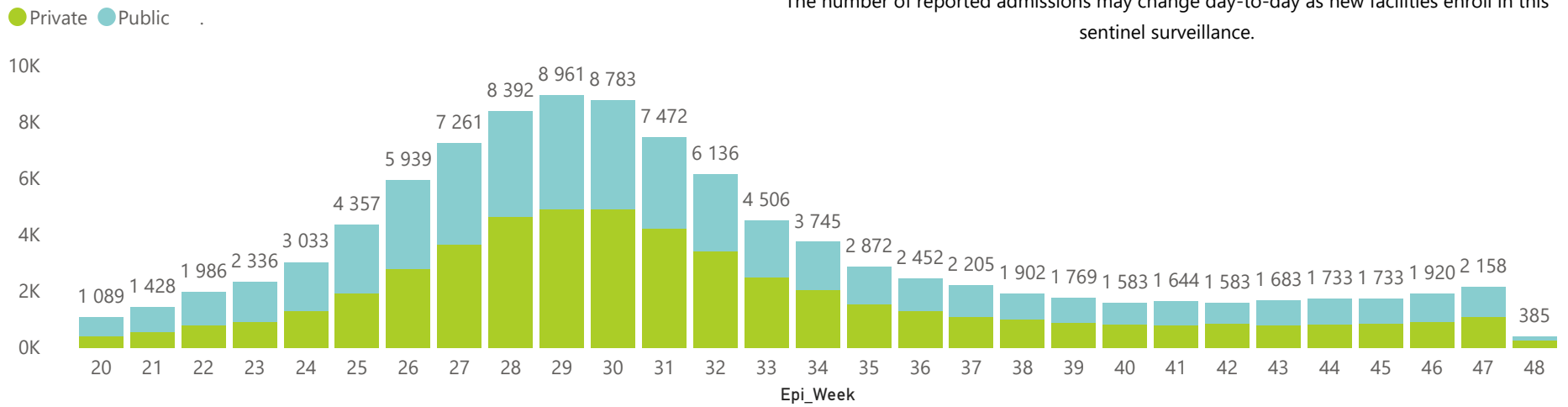




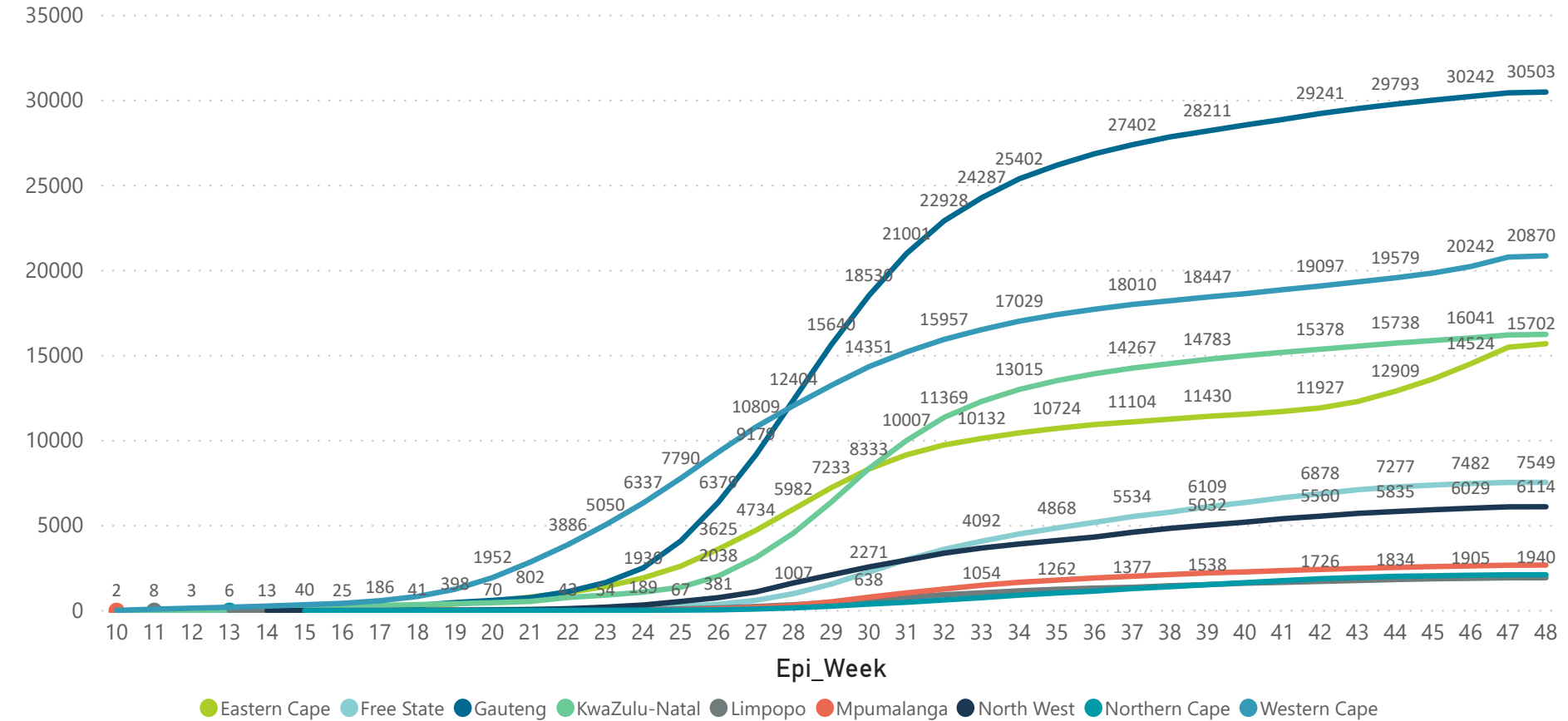
This report presents data collected using clinical information from admitted patients at selected hospitals to identify trends in admissions of COVID-19 patients. Not all hospitals currently participate and new facilities continue to enroll. The data below refer to admitted patients with laboratory-confirmed COVID-19.



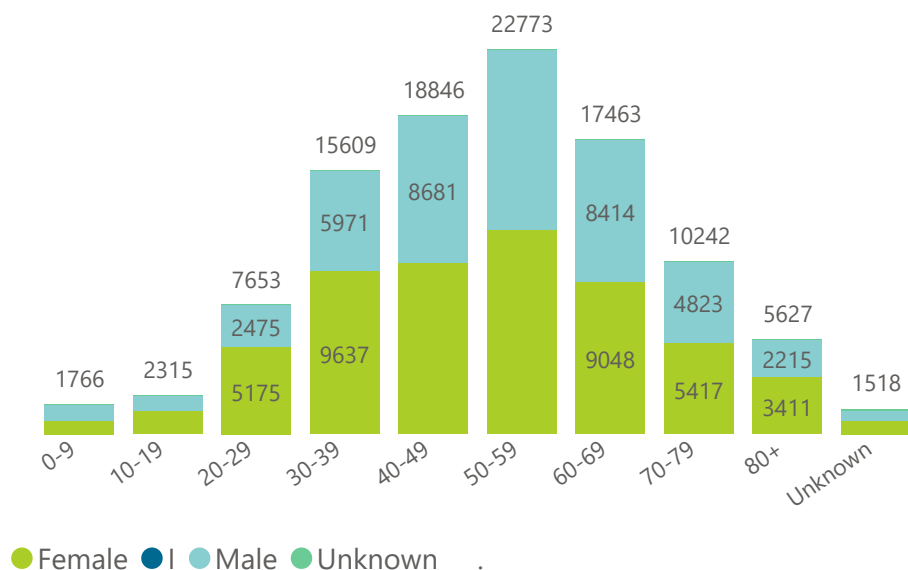
Hospital admissions of COVID-19 cases, by health sector, by epidemiological week



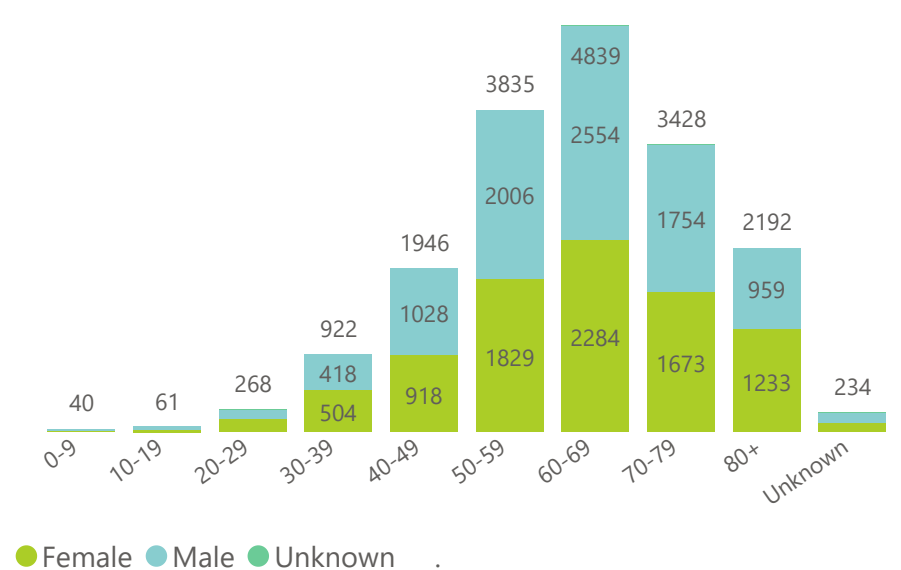
Cumulative reported admissions by province, by epidemiological week



Admissions to date by age group and sex



Deaths to date by age group and sex

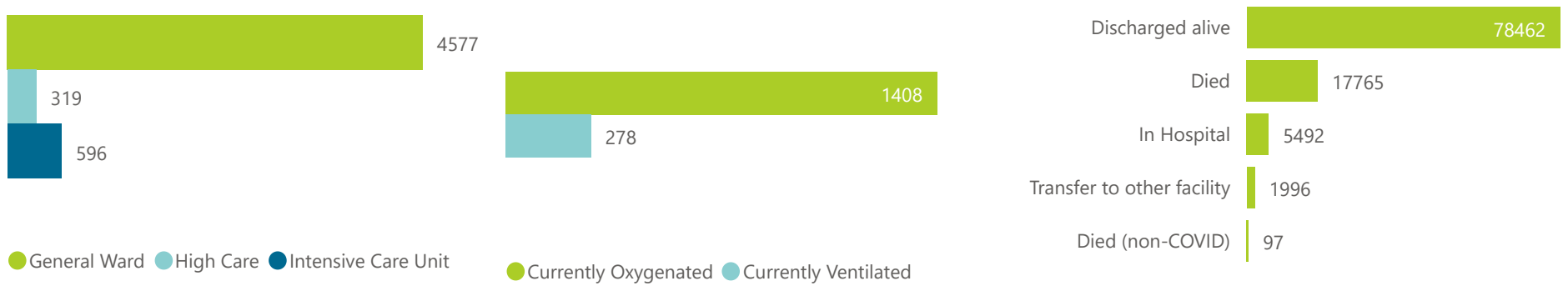




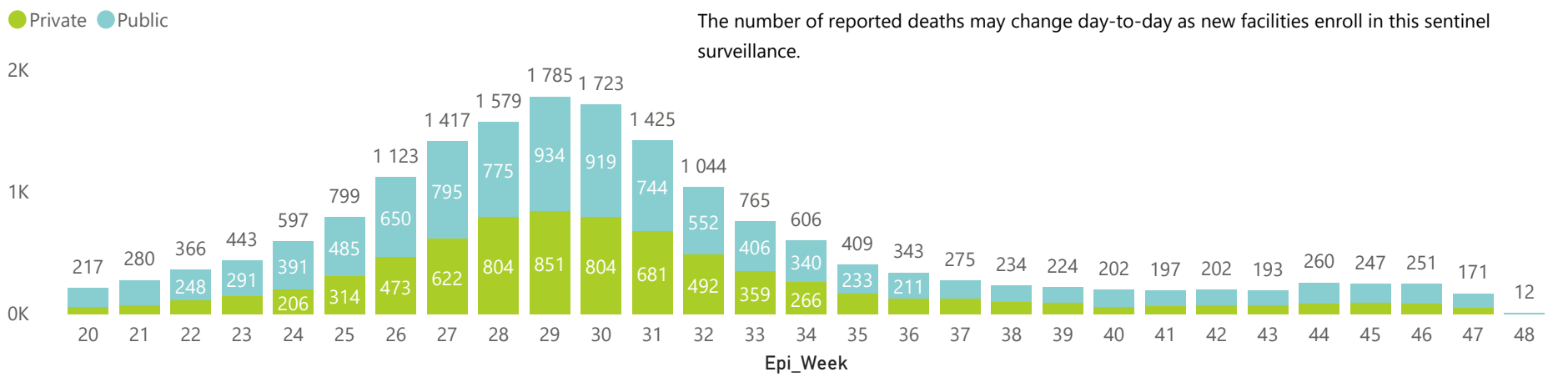
This report presents data collected using clinical information from admitted patients at selected hospitals to identify trends in admissions of COVID-19 patients. Not all hospitals currently participate and new facilities continue to enroll. The data below refer to admitted patients with laboratory-confirmed COVID-19.



Ward of currently admitted patients | Interventions for currently admitted patients | Admissions to date by discharge type



Deaths by epidemiological week and sector



Summary of reported COVID-19 admissions by province, by sector

Province	Facilities Reporting	Admissions to Date	Died to Date	Discharged to date	Currently Admitted	Currently in ICU	Currently Ventilated	Currently Oxygenated	Admissions in Previous Day
<b>Eastern Cape</b>	<b>99</b>	<b>15705</b>	<b>4038</b>	<b>9716</b>	<b>1362</b>	<b>131</b>	<b>65</b>	<b>429</b>	<b>91</b>
Private	17	5047	1040	3498	506	113	55	164	45
Public	82	10658	2998	6218	856	18	10	265	46
<b>Free State</b>	<b>55</b>	<b>7552</b>	<b>1401</b>	<b>5503</b>	<b>311</b>	<b>24</b>	<b>16</b>	<b>144</b>	<b>2</b>
Private	20	3856	591	3085	162	23	15	49	1
Public	35	3696	810	2418	149	1	1	95	1
<b>Gauteng</b>	<b>128</b>	<b>30535</b>	<b>4443</b>	<b>24192</b>	<b>1610</b>	<b>168</b>	<b>71</b>	<b>309</b>	<b>24</b>
Private	90	17802	2602	14331	803	154	43	169	20
Public	38	12733	1841	9861	807	14	28	140	4
<b>KwaZulu-Natal</b>	<b>107</b>	<b>16262</b>	<b>2538</b>	<b>12755</b>	<b>531</b>	<b>65</b>	<b>23</b>	<b>123</b>	<b>13</b>
Private	45	10962	1460	9091	379	57	16	69	12
Public	62	5300	1078	3664	152	8	7	54	1
<b>Limpopo</b>	<b>41</b>	<b>1940</b>	<b>326</b>	<b>1449</b>	<b>114</b>	<b>9</b>	<b>5</b>	<b>46</b>	<b>4</b>
Private	7	1247	187	976	71	8	4	28	3
Public	34	693	139	473	43	1	1	18	1
<b>Mpumalanga</b>	<b>34</b>	<b>2685</b>	<b>385</b>	<b>2097</b>	<b>169</b>	<b>22</b>	<b>18</b>	<b>65</b>	<b>4</b>
Private	9	2146	230	1788	117	15	13	38	1
Public	25	539	155	309	52	7	5	27	3
<b>North West</b>	<b>25</b>	<b>6116</b>	<b>531</b>	<b>5128</b>	<b>202</b>	<b>26</b>	<b>18</b>	<b>41</b>	<b>1</b>
Private	12	2918	329	2420	98	20	12	13	0
Public	13	3198	202	2708	104	6	6	28	1
<b>Northern Cape</b>	<b>23</b>	<b>2116</b>	<b>301</b>	<b>1534</b>	<b>231</b>	<b>21</b>	<b>24</b>	<b>94</b>	<b>1</b>
Private	8	1217	157	984	58	8	7	21	0
Public	15	899	144	550	173	13	17	73	1
<b>Western Cape</b>	<b>96</b>	<b>20901</b>	<b>3802</b>	<b>16088</b>	<b>962</b>	<b>130</b>	<b>38</b>	<b>157</b>	<b>26</b>
Private	40	7845	1095	6225	503	97	37	154	26
Public	56	13056	2707	9863	459	33	1	3	0
<b>Total</b>	<b>608</b>	<b>103812</b>	<b>17765</b>	<b>78462</b>	<b>5492</b>	<b>596</b>	<b>278</b>	<b>1408</b>	<b>166</b>