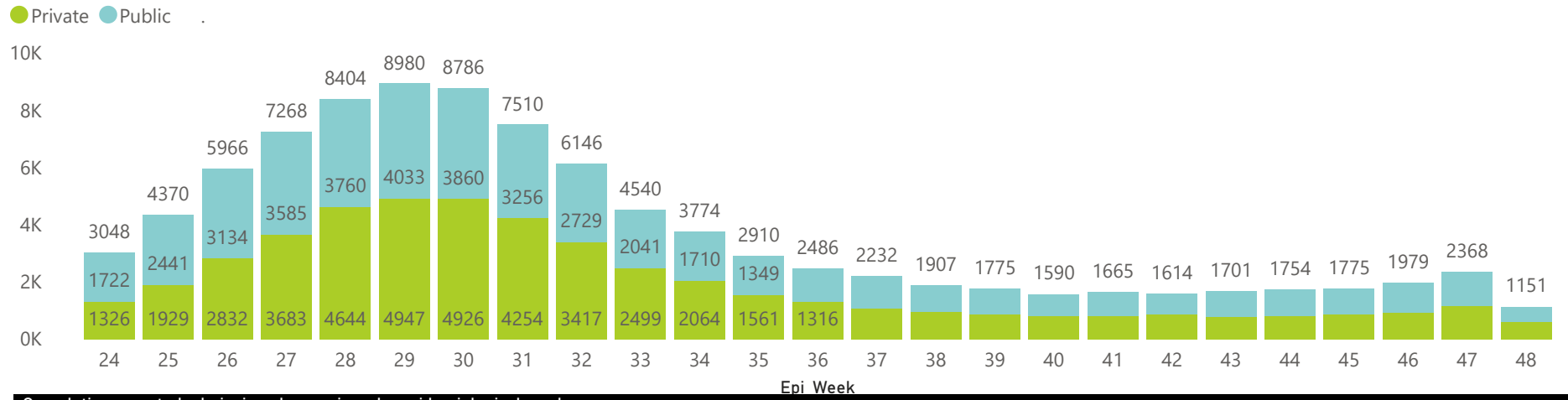




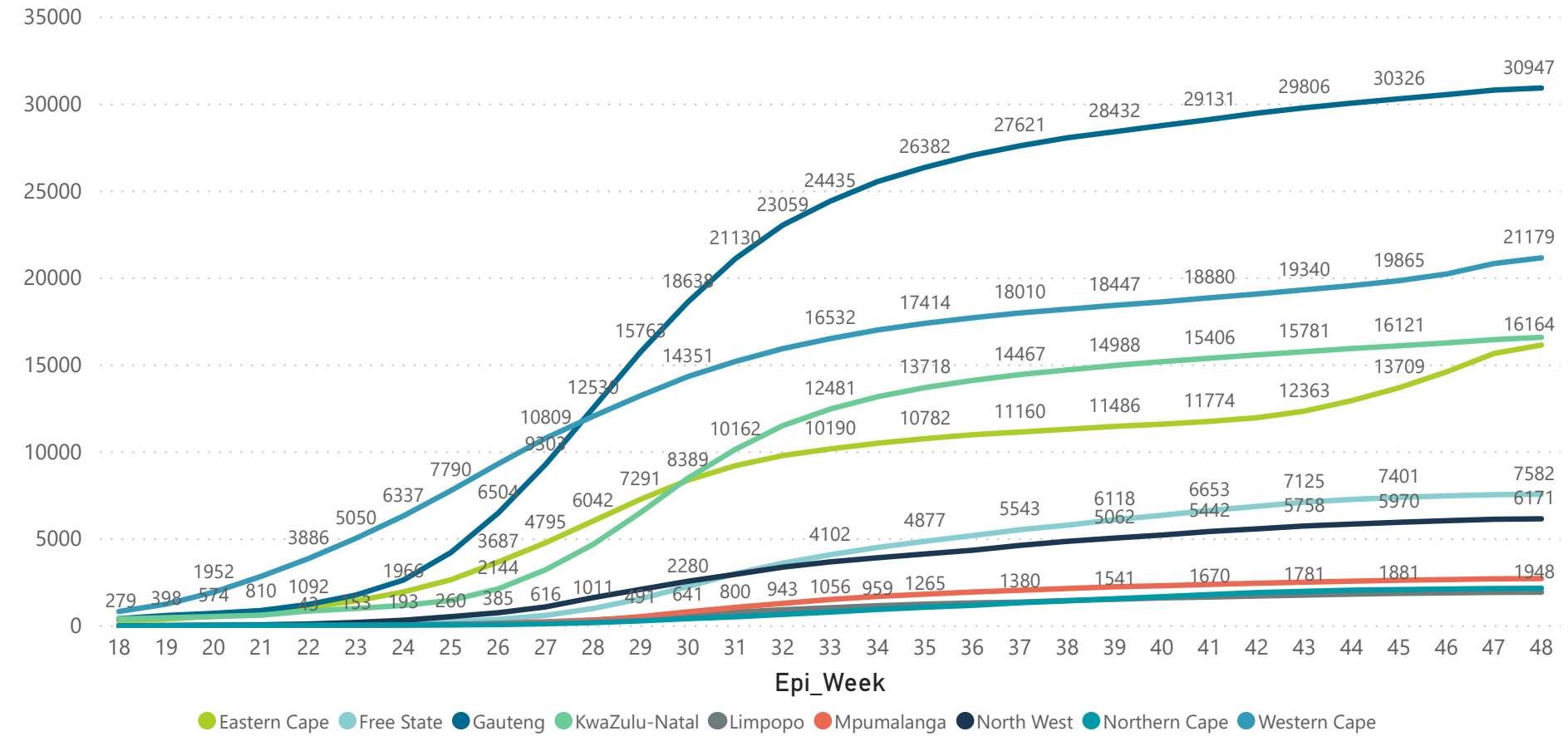
The number of reported admissions may change day-to-day as enrolled facilities back-capture historical data. There are some discharges and deaths that are in the process of being updated in Gauteng hospitals which will change the outcomes. The data below refer to admitted patients with laboratory-confirmed COVID-19.



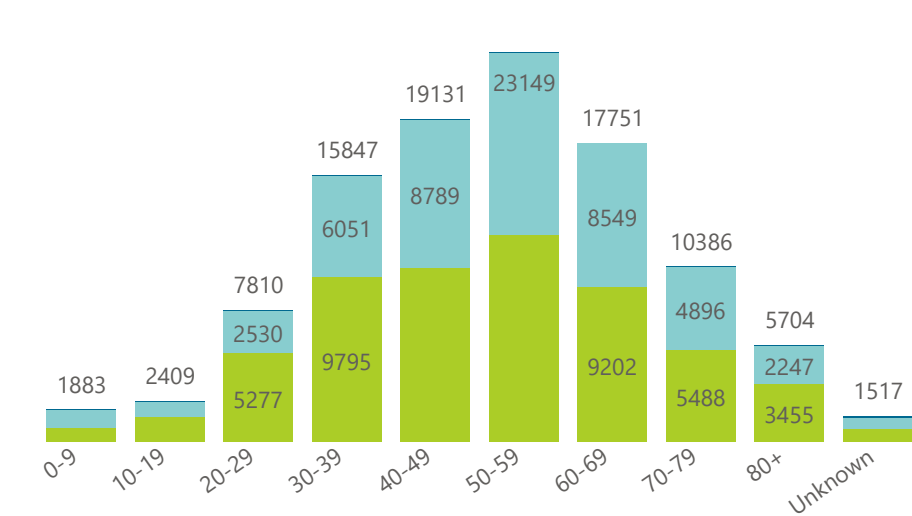
Hospital admissions of COVID-19 cases, by health sector, by epidemiological week



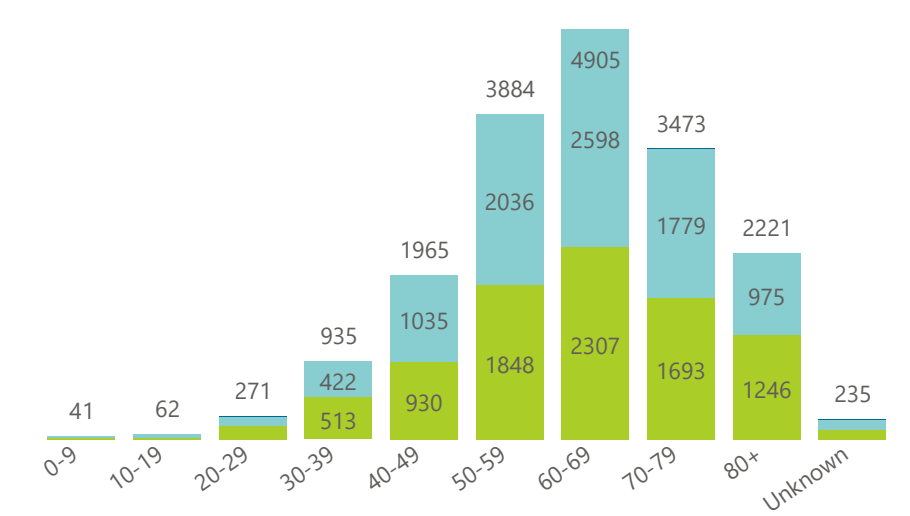
Cumulative reported admissions by province, by epidemiological week



Admissions to date by age group and sex



Deaths to date by age group and sex



Female Male Unknown

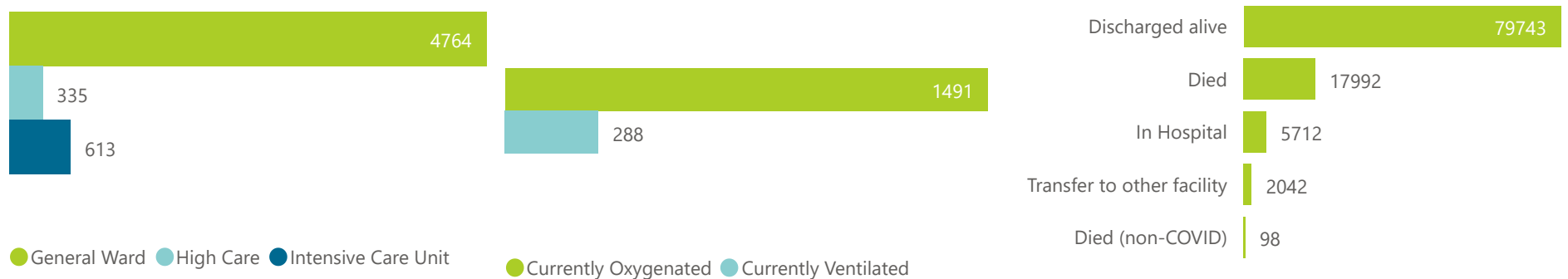
Female Male Unknown



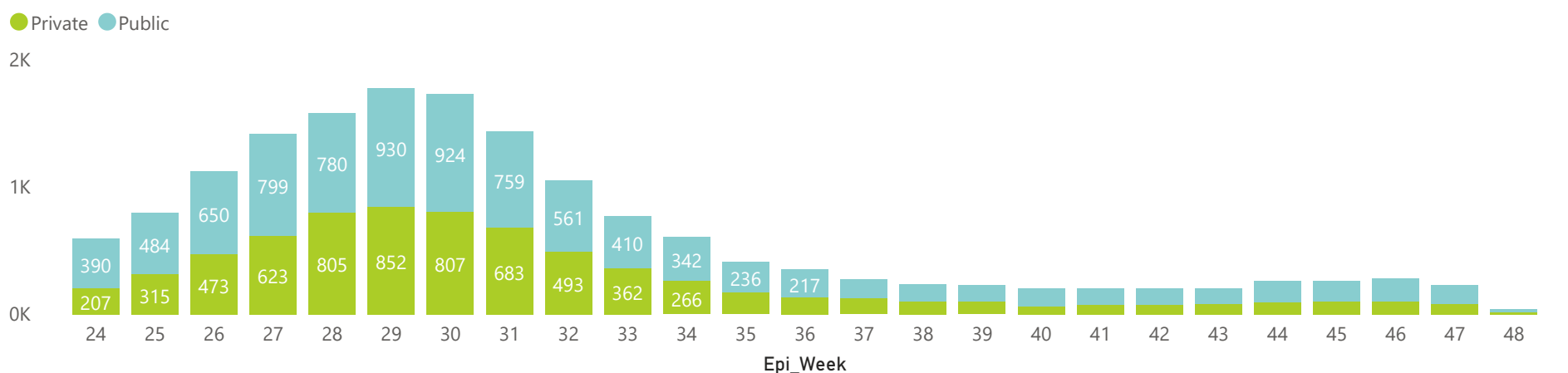
The number of reported admissions may change day-to-day as enrolled facilities back-capture historical data. There are some discharges and deaths that are in the process of being updated in Gauteng hospitals which will change the outcomes. The data below refer to admitted patients with laboratory-confirmed COVID-19.



Ward of currently admitted patients | Interventions for currently admitted patients | Admissions to date by discharge type



Deaths by epidemiological week and sector



Summary of reported COVID-19 admissions by province, by sector

Province	Facilities Reporting	Admissions to Date	Died to Date	Discharged to date	Currently Admitted	Currently in ICU	Currently Ventilated	Currently Oxygenated	Admissions in Previous Day
<b>Eastern Cape</b>	<b>100</b>	<b>16167</b>	<b>4120</b>	<b>9973</b>	<b>1477</b>	<b>135</b>	<b>80</b>	<b>477</b>	<b>65</b>
Private	17	5247	1088	3626	530	118	65	193	27
Public	83	10920	3032	6347	947	17	15	284	38
<b>Free State</b>	<b>55</b>	<b>7585</b>	<b>1413</b>	<b>5521</b>	<b>314</b>	<b>26</b>	<b>16</b>	<b>148</b>	<b>6</b>
Private	20	3868	594	3092	164	24	13	54	4
Public	35	3717	819	2429	150	2	3	94	2
<b>Gauteng</b>	<b>128</b>	<b>30977</b>	<b>4496</b>	<b>24602</b>	<b>1572</b>	<b>167</b>	<b>70</b>	<b>305</b>	<b>16</b>
Private	90	18210	2619	14695	831	154	43	168	14
Public	38	12767	1877	9907	741	13	27	137	2
<b>KwaZulu-Natal</b>	<b>107</b>	<b>16622</b>	<b>2565</b>	<b>13038</b>	<b>567</b>	<b>68</b>	<b>23</b>	<b>139</b>	<b>25</b>
Private	45	11261	1470	9335	412	60	16	79	21
Public	62	5361	1095	3703	155	8	7	60	4
<b>Limpopo</b>	<b>41</b>	<b>1948</b>	<b>328</b>	<b>1460</b>	<b>109</b>	<b>10</b>	<b>5</b>	<b>43</b>	<b>0</b>
Private	7	1251	188	981	68	9	4	25	0
Public	34	697	140	479	41	1	1	18	0
<b>Mpumalanga</b>	<b>35</b>	<b>2733</b>	<b>396</b>	<b>2133</b>	<b>169</b>	<b>22</b>	<b>16</b>	<b>62</b>	<b>3</b>
Private	9	2157	232	1800	114	15	11	39	0
Public	26	576	164	333	55	7	5	23	3
<b>North West</b>	<b>25</b>	<b>6173</b>	<b>543</b>	<b>5162</b>	<b>208</b>	<b>27</b>	<b>17</b>	<b>39</b>	<b>5</b>
Private	12	2924	331	2423	99	19	11	11	0
Public	13	3249	212	2739	109	8	6	28	5
<b>Northern Cape</b>	<b>23</b>	<b>2172</b>	<b>305</b>	<b>1586</b>	<b>229</b>	<b>18</b>	<b>22</b>	<b>94</b>	<b>2</b>
Private	8	1271	161	1032	58	5	5	22	2
Public	15	901	144	554	171	13	17	72	0
<b>Western Cape</b>	<b>97</b>	<b>21210</b>	<b>3826</b>	<b>16268</b>	<b>1067</b>	<b>140</b>	<b>39</b>	<b>184</b>	<b>36</b>
Private	41	7950	1107	6296	525	91	38	181	36
Public	56	13260	2719	9972	542	49	1	3	0
<b>Total</b>	<b>611</b>	<b>105587</b>	<b>17992</b>	<b>79743</b>	<b>5712</b>	<b>613</b>	<b>288</b>	<b>1491</b>	<b>158</b>



\*The number of reported admissions may change day-to-day as enrolled facilities back-capture historical data. There are some discharges and deaths that are in the process of being updated in Gauteng hospitals which will change the outcomes. The data below refer to admitted patients with laboratory-confirmed COVID-19.



Summary of reported COVID-19 admissions by province, by sector

Sector	Facilities Reporting	Admissions to Date	Died to Date	Discharged to date	Currently Admitted	Currently in ICU	Currently Ventilated	Currently Oxygenated	Admissions in Previous Day
Private	249	54139	7790	43280	2801	495	206	772	104
Public	362	51448	10202	36463	2911	118	82	719	54
<b>Total</b>	<b>611</b>	<b>105587</b>	<b>17992</b>	<b>79743</b>	<b>5712</b>	<b>613</b>	<b>288</b>	<b>1491</b>	<b>158</b>

Daily current In-Patients over time

