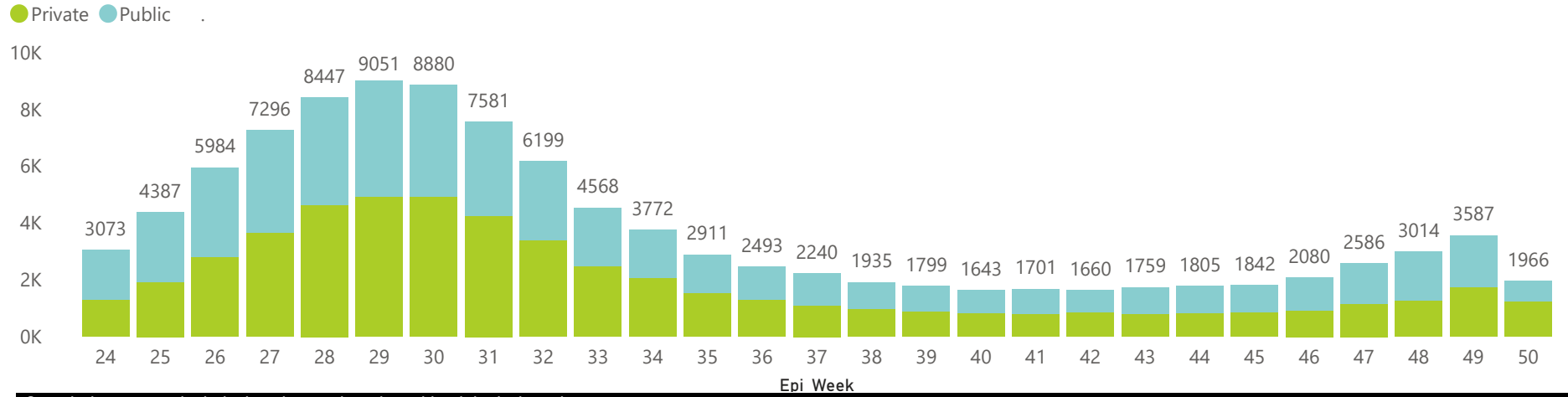




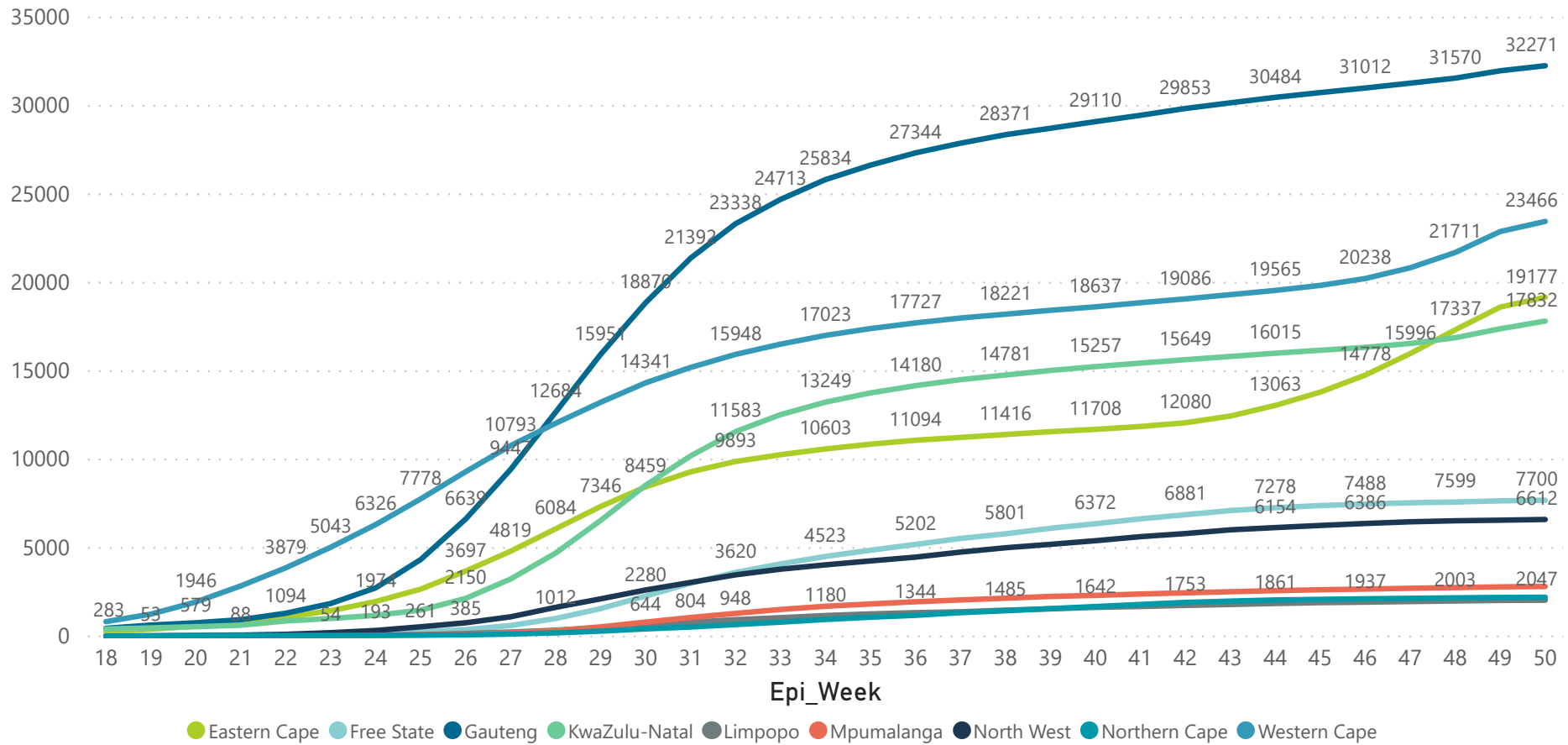
The number of reported admissions may change day-to-day as enrolled facilities back-capture historical data. There are some discharges and deaths that are in the process of being updated in Gauteng hospitals which will change the outcomes. The data below refer to admitted patients with laboratory-confirmed COVID-19.



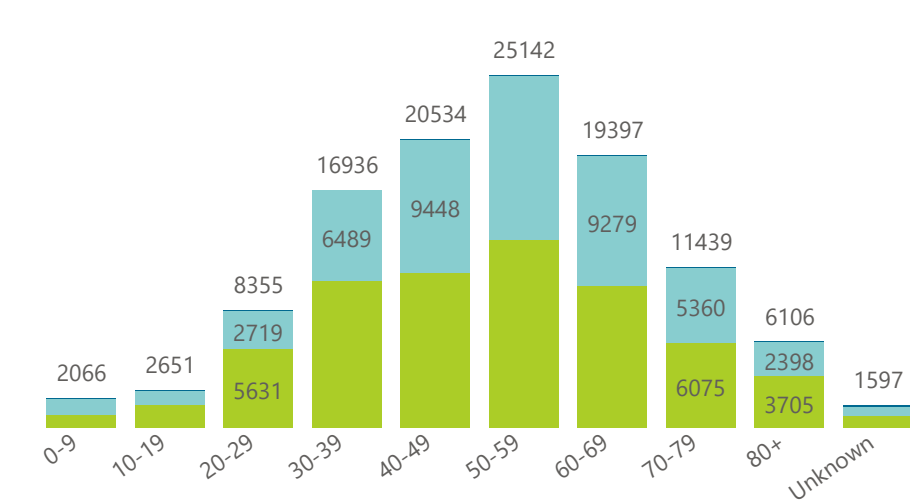
Hospital admissions of COVID-19 cases, by health sector, by epidemiological week



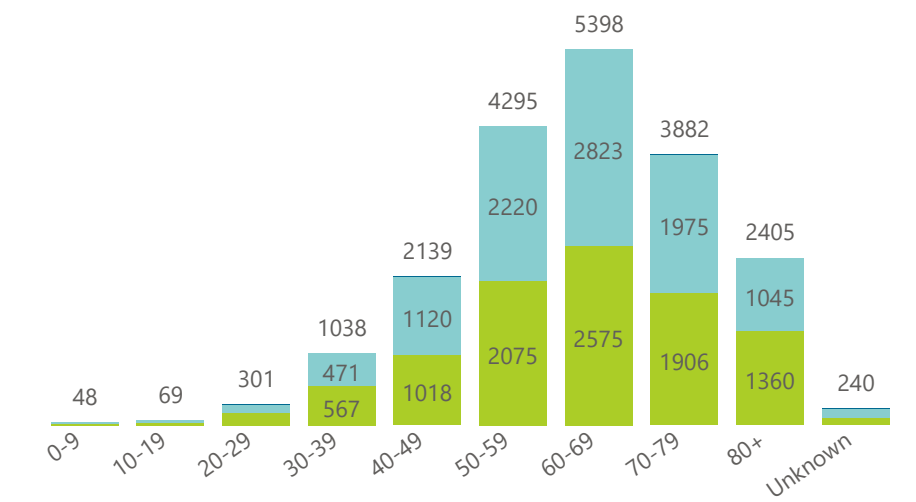
Cumulative reported admissions by province, by epidemiological week



Admissions to date by age group and sex



Deaths to date by age group and sex



● Female ● I ● Male ● Unknown

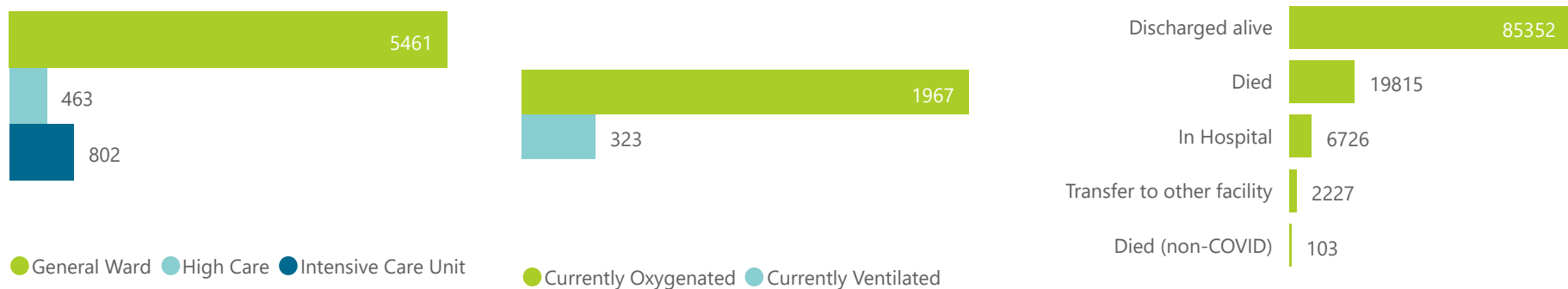
● Female ● Male ● Unknown



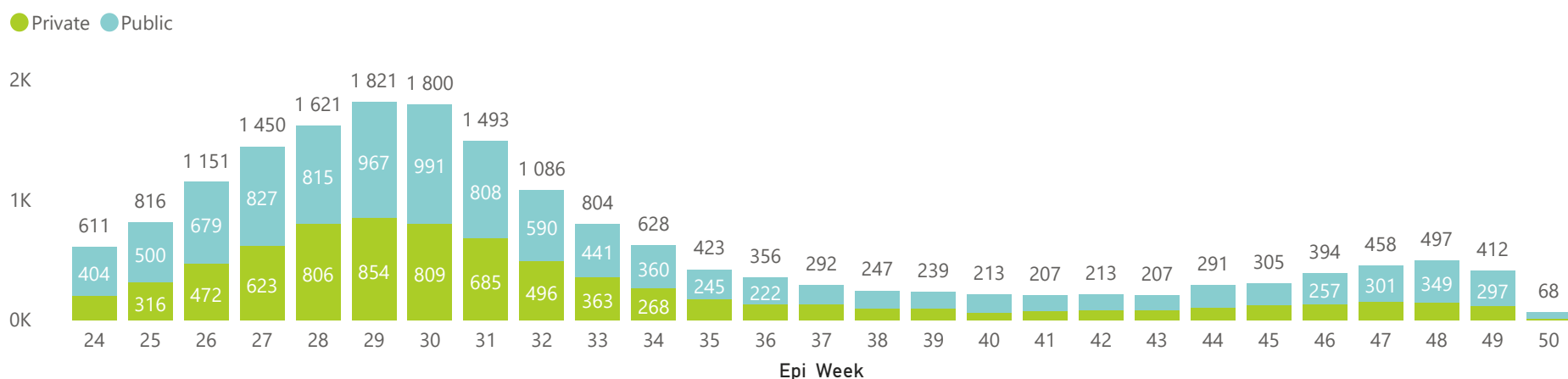
The number of reported admissions may change day-to-day as enrolled facilities back-capture historical data. There are some discharges and deaths that are in the process of being updated in Gauteng hospitals which will change the outcomes. The data below refer to admitted patients with laboratory-confirmed COVID-19.



Ward of currently admitted patients | Interventions for currently admitted patients | Admissions to date by discharge type



Deaths by epidemiological week and sector



Summary of reported COVID-19 admissions by province, by sector

Province	Facilities Reporting	Admissions to Date	Died to Date	Discharged to date	Currently Admitted	Currently in ICU	Currently Ventilated	Currently Oxygenated	Admissions in Previous Day
<b>Eastern Cape</b>	<b>102</b>	<b>19180</b>	<b>5000</b>	<b>11765</b>	<b>1737</b>	<b>130</b>	<b>64</b>	<b>759</b>	<b>91</b>
Private	18	6285	1370	4278	629	112	41	253	38
Public	84	12895	3630	7487	1108	18	23	506	53
<b>Free State</b>	<b>55</b>	<b>7703</b>	<b>1451</b>	<b>5702</b>	<b>203</b>	<b>15</b>	<b>13</b>	<b>76</b>	<b>7</b>
Private	20	3920	604	3150	147	15	11	50	4
Public	35	3783	847	2552	56	0	2	26	3
<b>Gauteng</b>	<b>128</b>	<b>32300</b>	<b>4913</b>	<b>25698</b>	<b>1359</b>	<b>180</b>	<b>62</b>	<b>327</b>	<b>51</b>
Private	90	18716	2654	15024	973	166	45	232	36
Public	38	13584	2259	10674	386	14	17	95	15
<b>KwaZulu-Natal</b>	<b>107</b>	<b>17844</b>	<b>2658</b>	<b>13642</b>	<b>1067</b>	<b>143</b>	<b>51</b>	<b>285</b>	<b>84</b>
Private	45	12190	1508	9756	880	135	44	203	81
Public	62	5654	1150	3886	187	8	7	82	3
<b>Limpopo</b>	<b>42</b>	<b>2047</b>	<b>342</b>	<b>1536</b>	<b>114</b>	<b>10</b>	<b>6</b>	<b>40</b>	<b>4</b>
Private	7	1289	192	1010	70	9	5	21	3
Public	35	758	150	526	44	1	1	19	1
<b>Mpumalanga</b>	<b>35</b>	<b>2822</b>	<b>414</b>	<b>2213</b>	<b>158</b>	<b>24</b>	<b>17</b>	<b>64</b>	<b>9</b>
Private	9	2207	236	1854	107	18	13	39	7
Public	26	615	178	359	51	6	4	25	2
<b>North West</b>	<b>25</b>	<b>6614</b>	<b>603</b>	<b>5559</b>	<b>157</b>	<b>23</b>	<b>13</b>	<b>39</b>	<b>11</b>
Private	12	2970	334	2455	111	17	8	20	6
Public	13	3644	269	3104	46	6	5	19	5
<b>Northern Cape</b>	<b>24</b>	<b>2216</b>	<b>317</b>	<b>1632</b>	<b>213</b>	<b>17</b>	<b>21</b>	<b>76</b>	<b>1</b>
Private	8	1284	162	1044	57	5	5	21	0
Public	16	932	155	588	156	12	16	55	1
<b>Western Cape</b>	<b>98</b>	<b>23497</b>	<b>4117</b>	<b>17605</b>	<b>1718</b>	<b>260</b>	<b>76</b>	<b>301</b>	<b>38</b>
Private	41	8880	1166	6843	841	201	75	298	38
Public	57	14617	2951	10762	877	59	1	3	0
<b>Total</b>	<b>616</b>	<b>114223</b>	<b>19815</b>	<b>85352</b>	<b>6726</b>	<b>802</b>	<b>323</b>	<b>1967</b>	<b>296</b>



\*The number of reported admissions may change day-to-day as enrolled facilities back-capture historical data. There are some discharges and deaths that are in the process of being updated in Gauteng hospitals which will change the outcomes. The data below refer to admitted patients with laboratory-confirmed COVID-19.



Summary of reported COVID-19 admissions by province, by sector

Sector	Facilities Reporting	Admissions to Date	Died to Date	Discharged to date	Currently Admitted	Currently in ICU	Currently Ventilated	Currently Oxygenated	Admissions in Previous Day
Private	250	57741	8226	45414	3815	678	247	1137	213
Public	366	56482	11589	39938	2911	124	76	830	83
<b>Total</b>	<b>616</b>	<b>114223</b>	<b>19815</b>	<b>85352</b>	<b>6726</b>	<b>802</b>	<b>323</b>	<b>1967</b>	<b>296</b>

Daily current In-Patients over time

