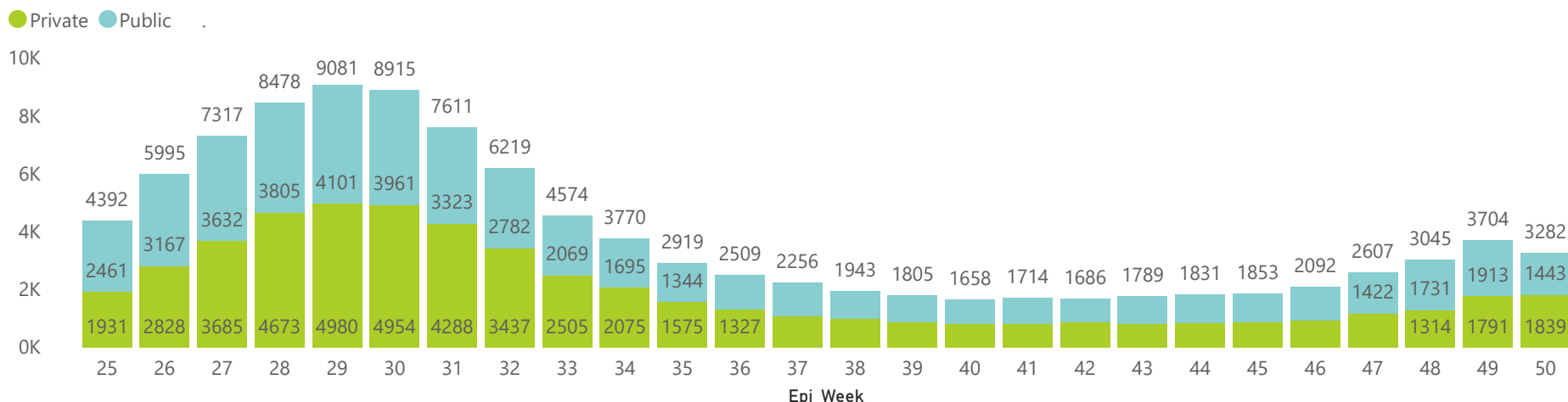




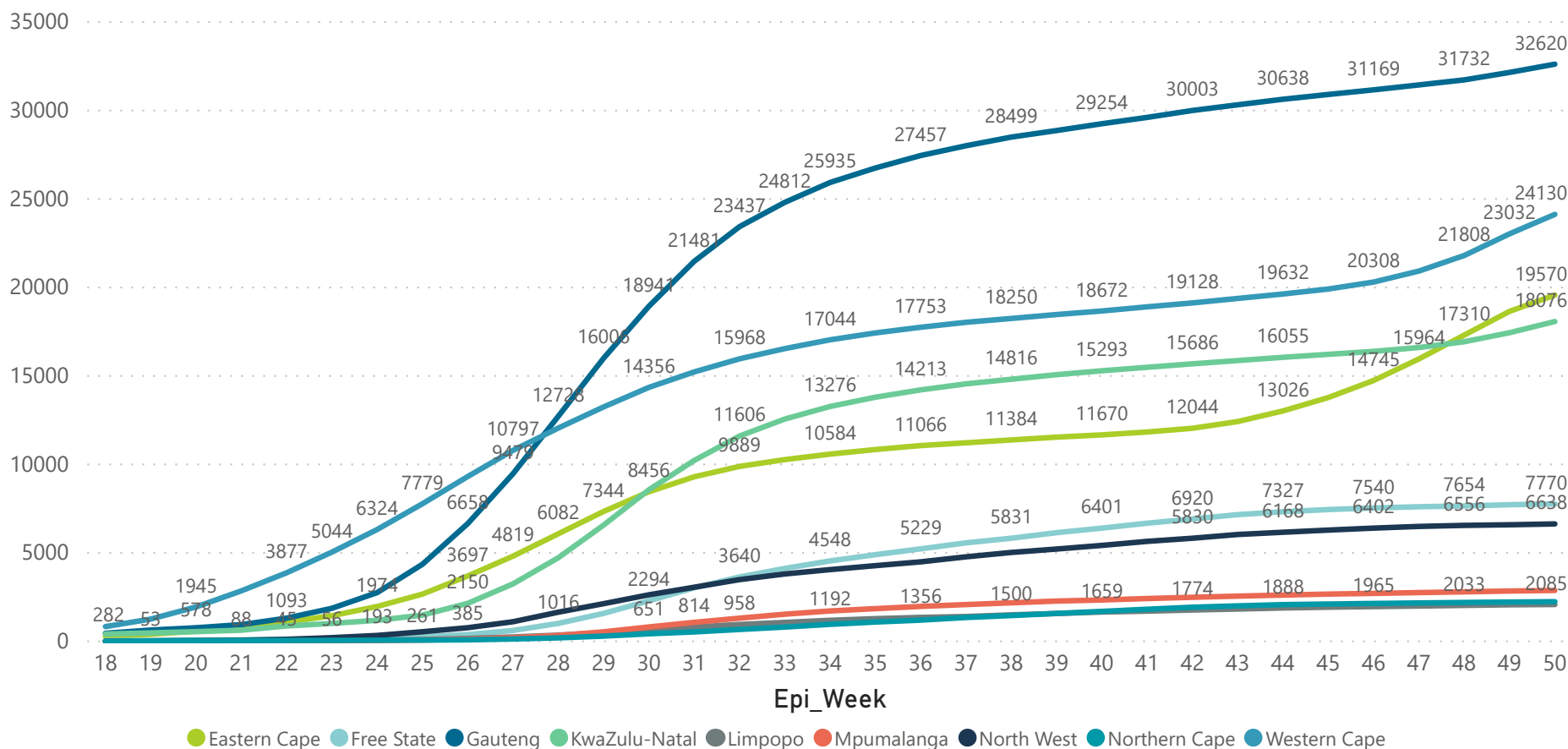
The number of reported admissions may change day-to-day as enrolled facilities back-capture historical data. There are some discharges and deaths that are in the process of being updated in Gauteng hospitals which will change the outcomes. The data below refer to admitted patients with laboratory-confirmed COVID-19.



Hospital admissions of COVID-19 cases, by health sector, by epidemiological week

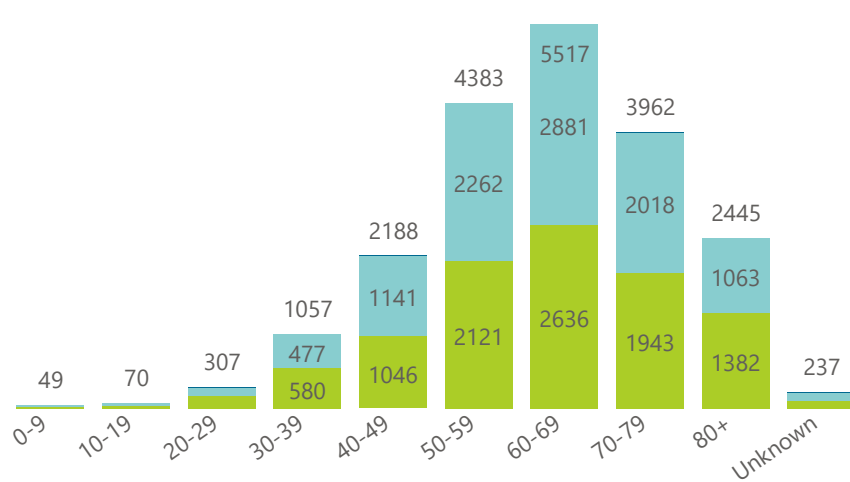
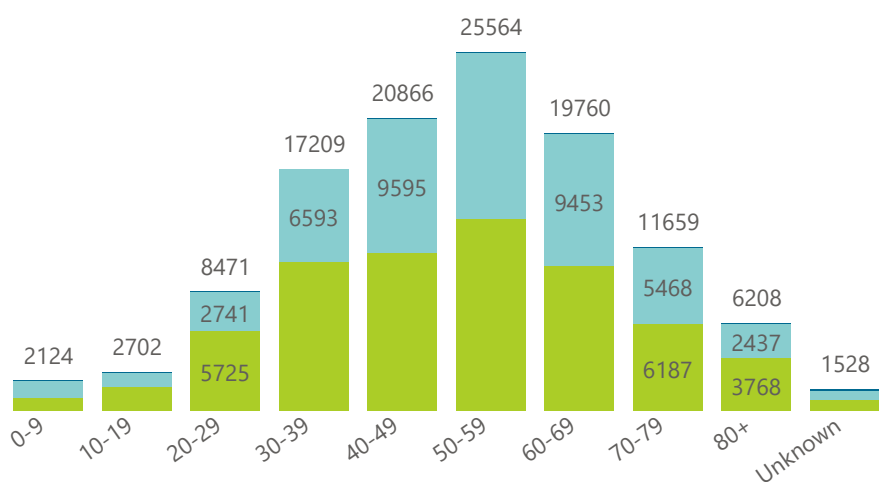


Cumulative reported admissions by province, by epidemiological week



Admissions to date by age group and sex

Deaths to date by age group and sex



Female Male Unknown

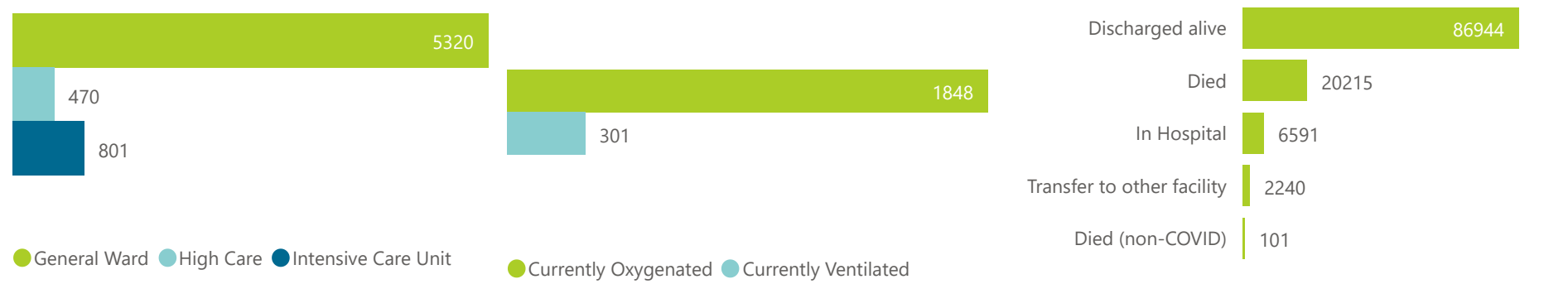
Female Male Unknown



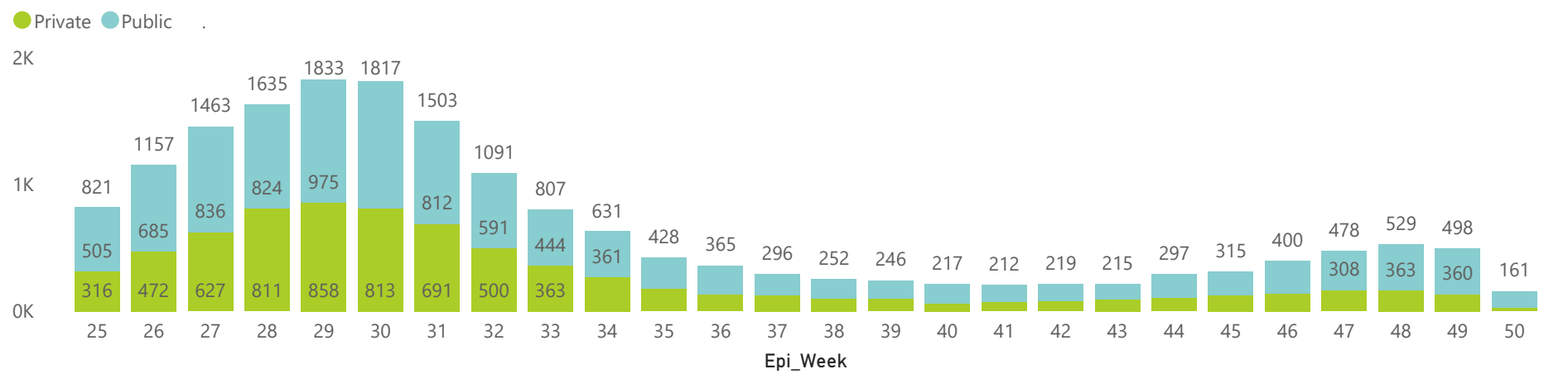
The number of reported admissions may change day-to-day as enrolled facilities back-capture historical data. There are some discharges and deaths that are in the process of being updated in Gauteng hospitals which will change the outcomes. The data below refer to admitted patients with laboratory-confirmed COVID-19.



**Ward of currently admitted patients | Interventions for currently admitted patients | Admissions to date by discharge type**



**Deaths by epidemiological week and sector**



**Summary of reported COVID-19 admissions by province, by sector**

Province	Facilities Reporting	Admissions to Date	Died to Date	Discharged to date	Currently Admitted	Currently in ICU	Currently Ventilated	Currently Oxygenated	Admissions in Previous Day
<b>Eastern Cape</b>	<b>102</b>	<b>19573</b>	<b>5112</b>	<b>11963</b>	<b>1796</b>	<b>141</b>	<b>62</b>	<b>794</b>	<b>15</b>
Private	18	6367	1394	4332	632	114	40	252	1
Public	84	13206	3718	7631	1164	27	22	542	14
<b>Free State</b>	<b>55</b>	<b>7773</b>	<b>1466</b>	<b>5842</b>	<b>119</b>	<b>10</b>	<b>10</b>	<b>38</b>	<b>1</b>
Private	20	3979	618	3277	66	10	8	12	1
Public	35	3794	848	2565	53	0	2	26	0
<b>Gauteng</b>	<b>128</b>	<b>32648</b>	<b>5007</b>	<b>25952</b>	<b>1356</b>	<b>189</b>	<b>62</b>	<b>302</b>	<b>18</b>
Private	90	18923	2673	15226	957	174	44	204	6
Public	38	13725	2334	10726	399	15	18	98	12
<b>KwaZulu-Natal</b>	<b>107</b>	<b>18088</b>	<b>2677</b>	<b>13800</b>	<b>1129</b>	<b>156</b>	<b>53</b>	<b>291</b>	<b>7</b>
Private	45	12408	1525	9895	941	147	46	216	7
Public	62	5680	1152	3905	188	9	7	75	0
<b>Limpopo</b>	<b>42</b>	<b>2085</b>	<b>352</b>	<b>1602</b>	<b>75</b>	<b>3</b>	<b>2</b>	<b>27</b>	<b>0</b>
Private	7	1312	197	1065	33	2	1	9	0
Public	35	773	155	537	42	1	1	18	0
<b>Mpumalanga</b>	<b>36</b>	<b>2880</b>	<b>427</b>	<b>2321</b>	<b>97</b>	<b>16</b>	<b>9</b>	<b>46</b>	<b>1</b>
Private	9	2256	245	1955	47	11	5	25	1
Public	27	624	182	366	50	5	4	21	0
<b>North West</b>	<b>25</b>	<b>6640</b>	<b>619</b>	<b>5590</b>	<b>141</b>	<b>20</b>	<b>11</b>	<b>36</b>	<b>2</b>
Private	12	2987	334	2489	95	16	7	17	2
Public	13	3653	285	3101	46	4	4	19	0
<b>Northern Cape</b>	<b>24</b>	<b>2243</b>	<b>327</b>	<b>1680</b>	<b>184</b>	<b>14</b>	<b>19</b>	<b>67</b>	<b>2</b>
Private	8	1306	171	1092	24	2	2	9	0
Public	16	937	156	588	160	12	17	58	2
<b>Western Cape</b>	<b>98</b>	<b>24161</b>	<b>4228</b>	<b>18194</b>	<b>1694</b>	<b>252</b>	<b>73</b>	<b>247</b>	<b>16</b>
Private	41	9167	1214	7225	699	187	72	244	16
Public	57	14994	3014	10969	995	65	1	3	0
<b>Total</b>	<b>617</b>	<b>116091</b>	<b>20215</b>	<b>86944</b>	<b>6591</b>	<b>801</b>	<b>301</b>	<b>1848</b>	<b>62</b>



\*The number of reported admissions may change day-to-day as enrolled facilities back-capture historical data. There are some discharges and deaths that are in the process of being updated in Gauteng hospitals which will change the outcomes. The data below refer to admitted patients with laboratory-confirmed COVID-19.



Summary of reported COVID-19 admissions by province, by sector

Sector	Facilities Reporting	Admissions to Date	Died to Date	Discharged to date	Currently Admitted	Currently in ICU	Currently Ventilated	Currently Oxygenated	Admissions in Previous Day
Private	250	58705	8371	46556	3494	663	225	988	34
Public	367	57386	11844	40388	3097	138	76	860	28
<b>Total</b>	<b>617</b>	<b>116091</b>	<b>20215</b>	<b>86944</b>	<b>6591</b>	<b>801</b>	<b>301</b>	<b>1848</b>	<b>62</b>

Daily current In-Patients over time

