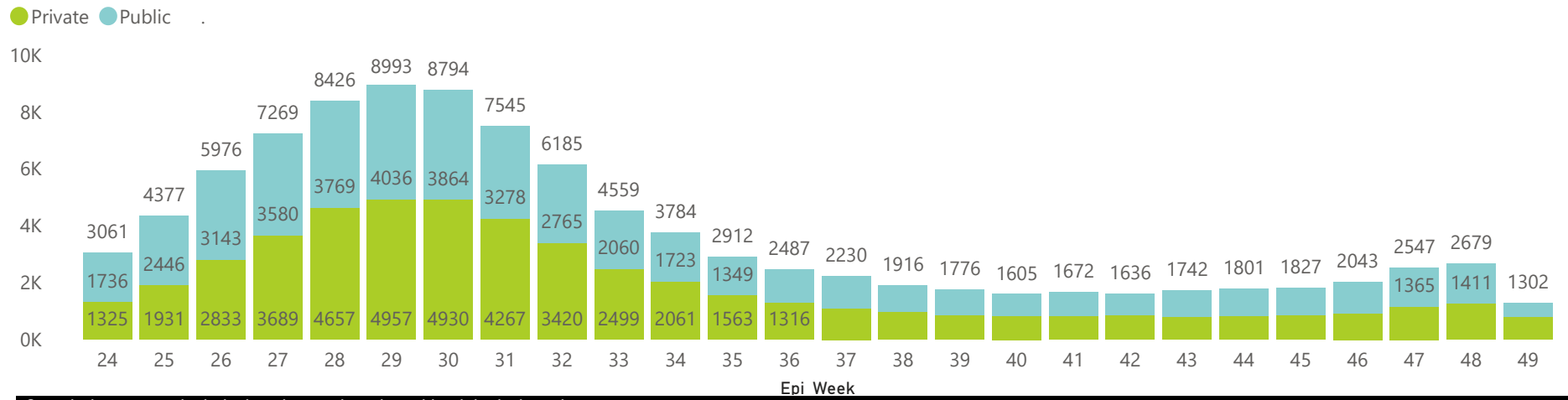




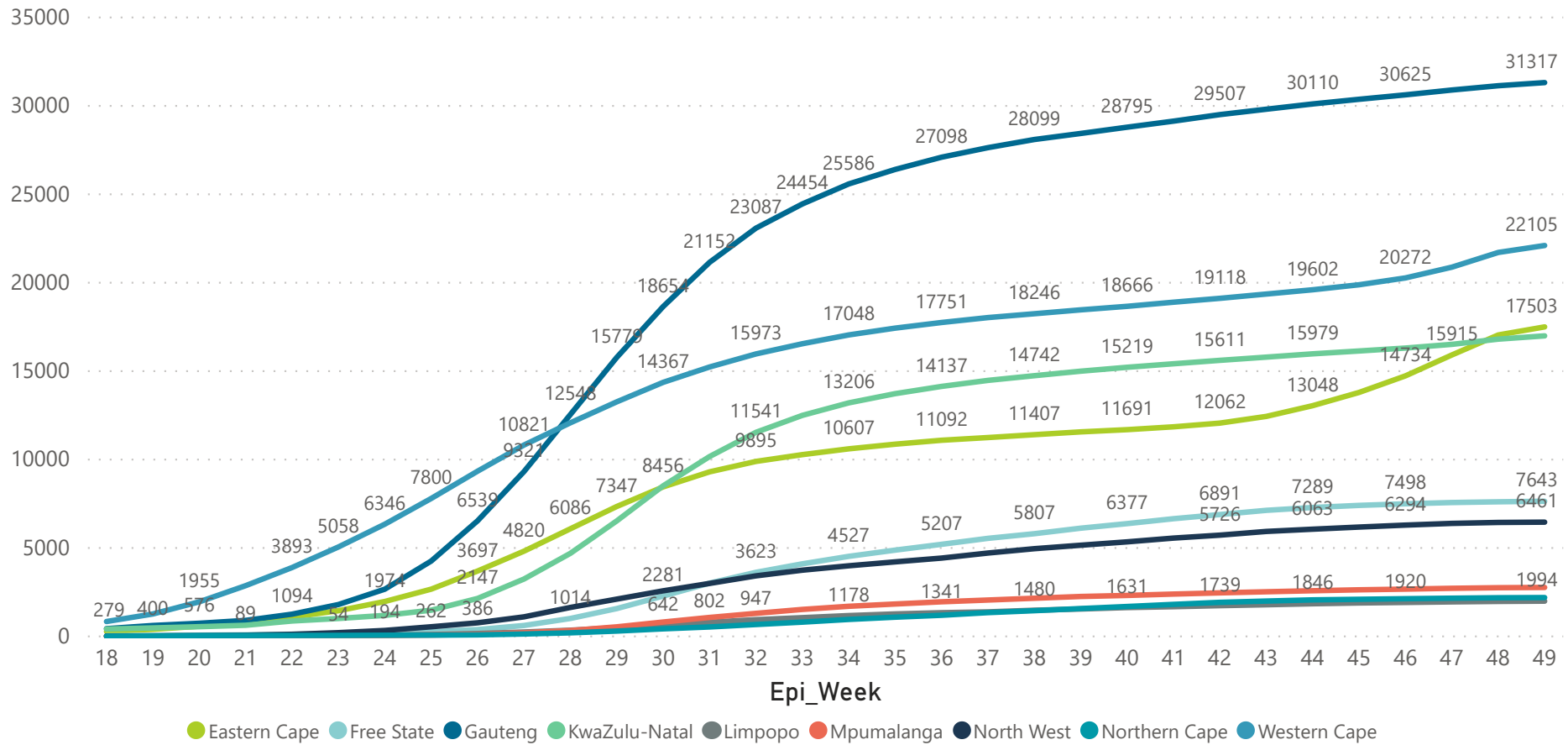
The number of reported admissions may change day-to-day as enrolled facilities back-capture historical data. There are some discharges and deaths that are in the process of being updated in Gauteng hospitals which will change the outcomes. The data below refer to admitted patients with laboratory-confirmed COVID-19.



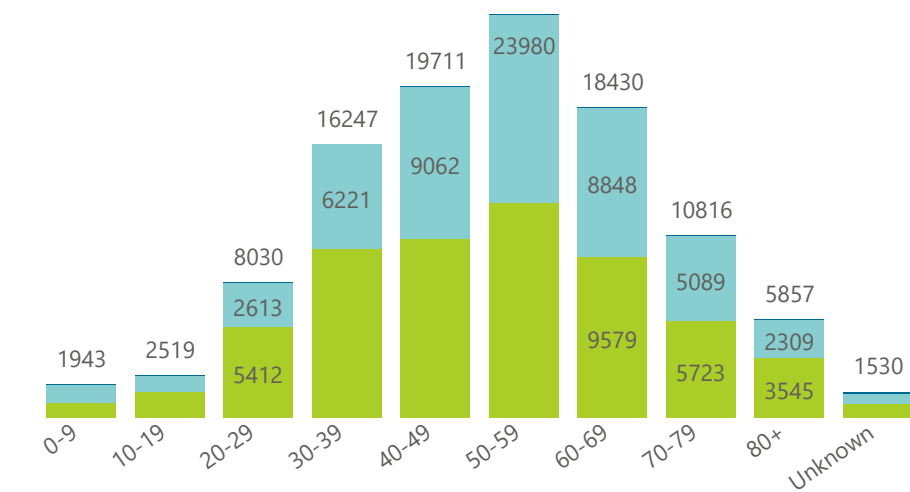
Hospital admissions of COVID-19 cases, by health sector, by epidemiological week



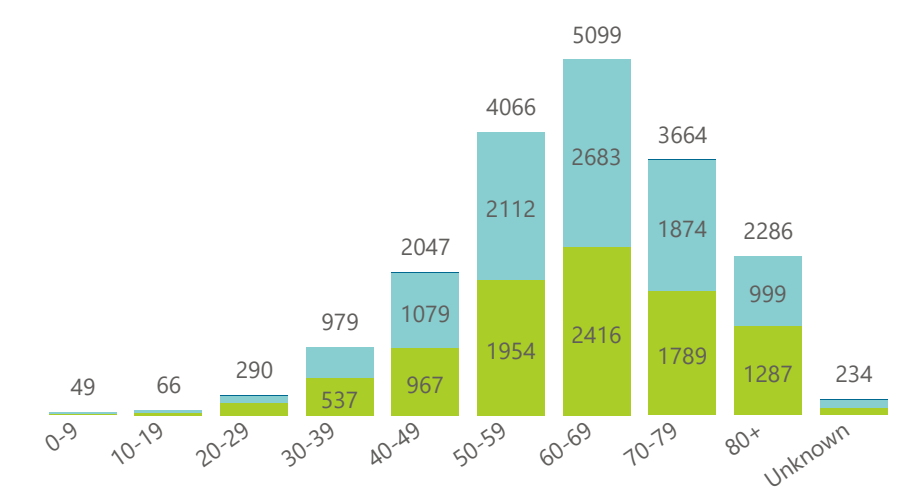
Cumulative reported admissions by province, by epidemiological week



Admissions to date by age group and sex



Deaths to date by age group and sex



Female Male Unknown

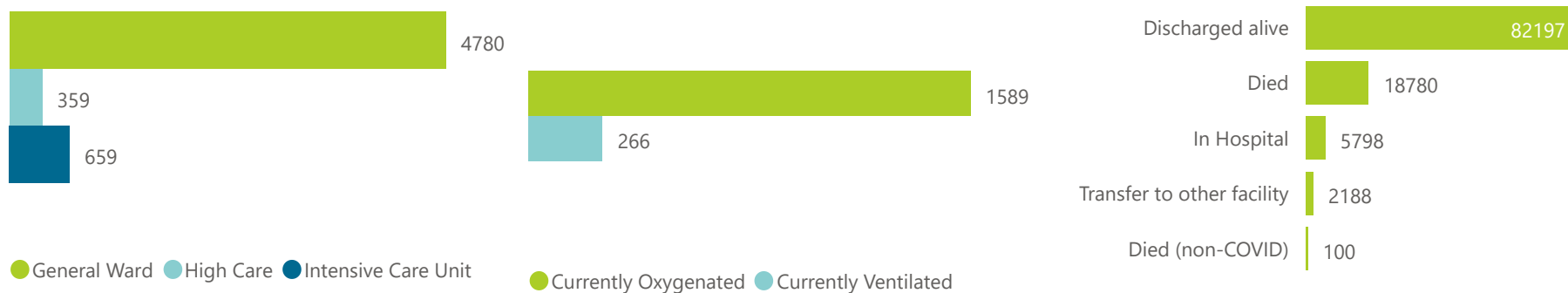
Female Male Unknown



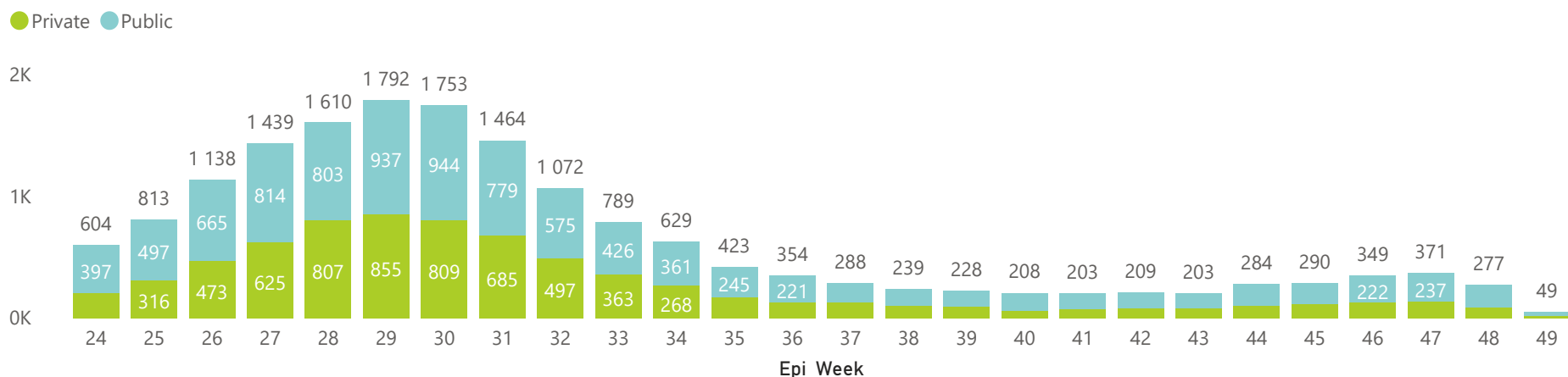
The number of reported admissions may change day-to-day as enrolled facilities back-capture historical data. There are some discharges and deaths that are in the process of being updated in Gauteng hospitals which will change the outcomes. The data below refer to admitted patients with laboratory-confirmed COVID-19.



**Ward of currently admitted patients      Interventions for currently admitted patients      Admissions to date by discharge type**



**Deaths by epidemiological week and sector**



**Summary of reported COVID-19 admissions by province, by sector**

| Province             | Facilities Reporting | Admissions to Date | Died to Date | Discharged to date | Currently Admitted | Currently in ICU | Currently Ventilated | Currently Oxygenated | Admissions in Previous Day |
|----------------------|----------------------|--------------------|--------------|--------------------|--------------------|------------------|----------------------|----------------------|----------------------------|
| <b>Eastern Cape</b>  | <b>102</b>           | <b>17505</b>       | <b>4477</b>  | <b>10799</b>       | <b>1580</b>        | <b>133</b>       | <b>60</b>            | <b>572</b>           | <b>82</b>                  |
| Private              | 18                   | 5814               | 1232         | 3974               | 604                | 113              | 50                   | 217                  | 41                         |
| Public               | 84                   | 11691              | 3245         | 6825               | 976                | 20               | 10                   | 355                  | 41                         |
| <b>Free State</b>    | <b>55</b>            | <b>7646</b>        | <b>1442</b>  | <b>5586</b>        | <b>277</b>         | <b>21</b>        | <b>17</b>            | <b>124</b>           | <b>2</b>                   |
| Private              | 20                   | 3892               | 601          | 3122               | 151                | 21               | 15                   | 47                   | 1                          |
| Public               | 35                   | 3754               | 841          | 2464               | 126                | 0                | 2                    | 77                   | 1                          |
| <b>Gauteng</b>       | <b>128</b>           | <b>31347</b>       | <b>4683</b>  | <b>25064</b>       | <b>1273</b>        | <b>163</b>       | <b>55</b>            | <b>255</b>           | <b>26</b>                  |
| Private              | 90                   | 18385              | 2641         | 14840              | 838                | 150              | 40                   | 173                  | 17                         |
| Public               | 38                   | 12962              | 2042         | 10224              | 435                | 13               | 15                   | 82                   | 9                          |
| <b>KwaZulu-Natal</b> | <b>107</b>           | <b>17007</b>       | <b>2607</b>  | <b>13260</b>       | <b>671</b>         | <b>90</b>        | <b>27</b>            | <b>161</b>           | <b>25</b>                  |
| Private              | 45                   | 11561              | 1489         | 9487               | 540                | 83               | 20                   | 112                  | 25                         |
| Public               | 62                   | 5446               | 1118         | 3773               | 131                | 7                | 7                    | 49                   | 0                          |
| <b>Limpopo</b>       | <b>41</b>            | <b>1994</b>        | <b>337</b>   | <b>1485</b>        | <b>119</b>         | <b>10</b>        | <b>5</b>             | <b>43</b>            | <b>0</b>                   |
| Private              | 7                    | 1271               | 192          | 991                | 73                 | 9                | 4                    | 24                   | 0                          |
| Public               | 34                   | 723                | 145          | 494                | 46                 | 1                | 1                    | 19                   | 0                          |
| <b>Mpumalanga</b>    | <b>35</b>            | <b>2769</b>        | <b>408</b>   | <b>2158</b>        | <b>165</b>         | <b>23</b>        | <b>16</b>            | <b>63</b>            | <b>2</b>                   |
| Private              | 9                    | 2185               | 235          | 1831               | 108                | 16               | 11                   | 38                   | 1                          |
| Public               | 26                   | 584                | 173          | 327                | 57                 | 7                | 5                    | 25                   | 1                          |
| <b>North West</b>    | <b>25</b>            | <b>6463</b>        | <b>587</b>   | <b>5404</b>        | <b>165</b>         | <b>22</b>        | <b>15</b>            | <b>42</b>            | <b>1</b>                   |
| Private              | 12                   | 2936               | 333          | 2433               | 100                | 18               | 11                   | 15                   | 0                          |
| Public               | 13                   | 3527               | 254          | 2971               | 65                 | 4                | 4                    | 27                   | 1                          |
| <b>Northern Cape</b> | <b>24</b>            | <b>2196</b>        | <b>311</b>   | <b>1599</b>        | <b>232</b>         | <b>18</b>        | <b>22</b>            | <b>99</b>            | <b>2</b>                   |
| Private              | 8                    | 1282               | 161          | 1040               | 60                 | 6                | 6                    | 24                   | 1                          |
| Public               | 16                   | 914                | 150          | 559                | 172                | 12               | 16                   | 75                   | 1                          |
| <b>Western Cape</b>  | <b>97</b>            | <b>22136</b>       | <b>3928</b>  | <b>16842</b>       | <b>1316</b>        | <b>179</b>       | <b>49</b>            | <b>230</b>           | <b>28</b>                  |
| Private              | 41                   | 8317               | 1129         | 6571               | 594                | 120              | 48                   | 227                  | 28                         |
| Public               | 56                   | 13819              | 2799         | 10271              | 722                | 59               | 1                    | 3                    | 0                          |
| <b>Total</b>         | <b>614</b>           | <b>109063</b>      | <b>18780</b> | <b>82197</b>       | <b>5798</b>        | <b>659</b>       | <b>266</b>           | <b>1589</b>          | <b>168</b>                 |



\*The number of reported admissions may change day-to-day as enrolled facilities back-capture historical data. There are some discharges and deaths that are in the process of being updated in Gauteng hospitals which will change the outcomes. The data below refer to admitted patients with laboratory-confirmed COVID-19.



Summary of reported COVID-19 admissions by province, by sector

| Sector       | Facilities Reporting | Admissions to Date | Died to Date | Discharged to date | Currently Admitted | Currently in ICU | Currently Ventilated | Currently Oxygenated | Admissions in Previous Day |
|--------------|----------------------|--------------------|--------------|--------------------|--------------------|------------------|----------------------|----------------------|----------------------------|
| Private      | 250                  | 55643              | 8013         | 44289              | 3068               | 536              | 205                  | 877                  | 114                        |
| Public       | 364                  | 53420              | 10767        | 37908              | 2730               | 123              | 61                   | 712                  | 54                         |
| <b>Total</b> | <b>614</b>           | <b>109063</b>      | <b>18780</b> | <b>82197</b>       | <b>5798</b>        | <b>659</b>       | <b>266</b>           | <b>1589</b>          | <b>168</b>                 |

Daily current In-Patients over time

