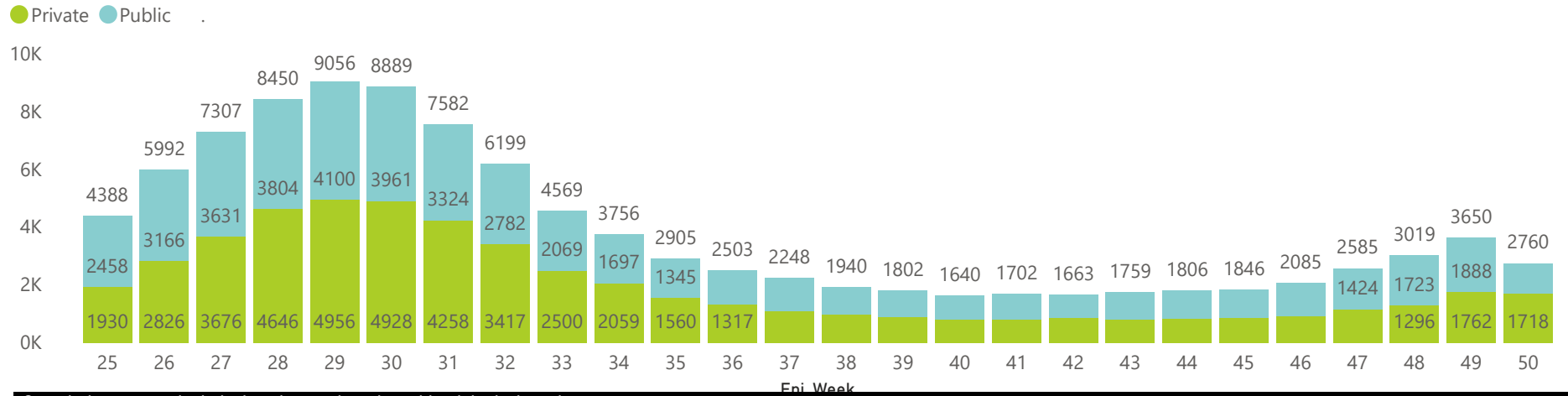




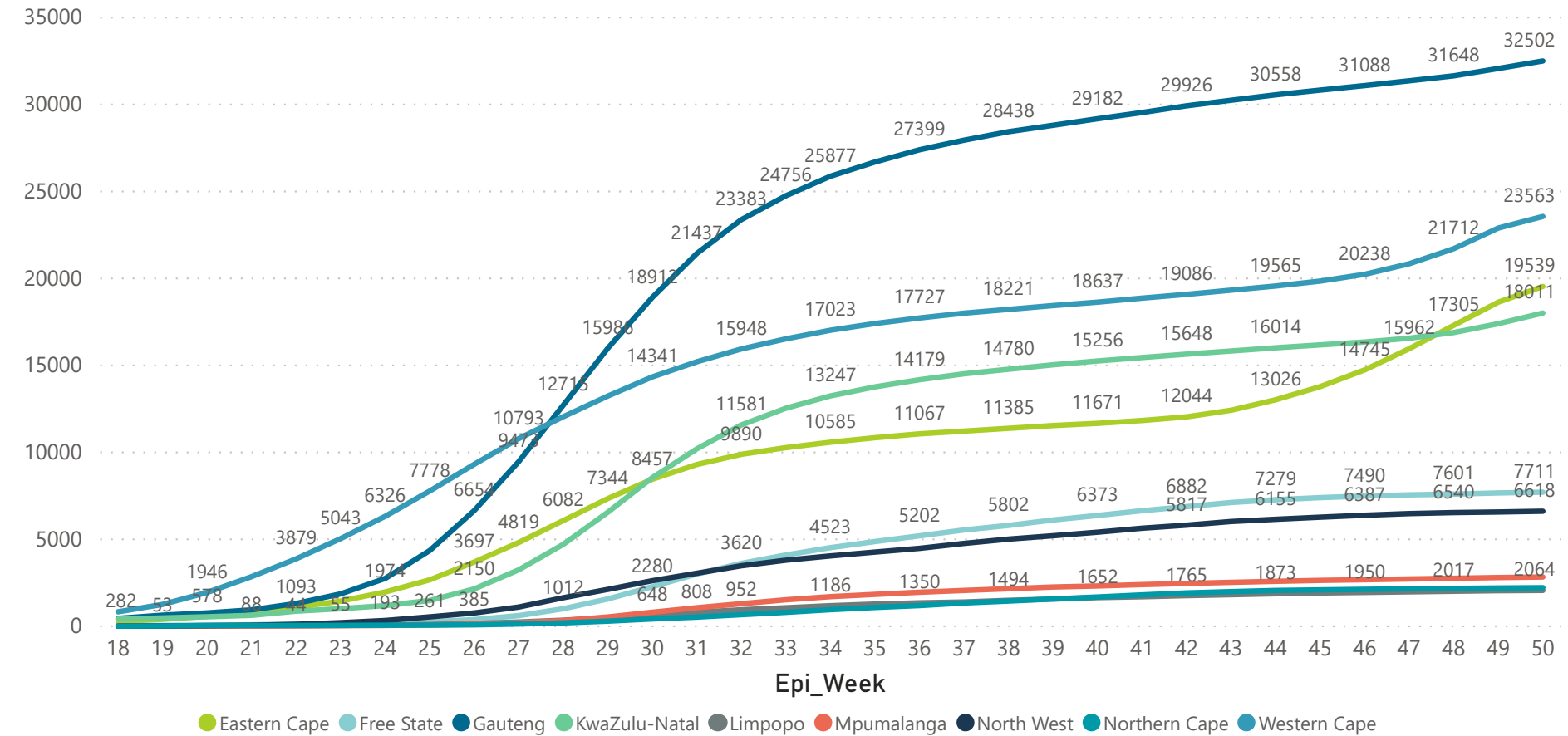
The number of reported admissions may change day-to-day as enrolled facilities back-capture historical data. There are some discharges and deaths that are in the process of being updated in Gauteng hospitals which will change the outcomes. The data below refer to admitted patients with laboratory-confirmed COVID-19.



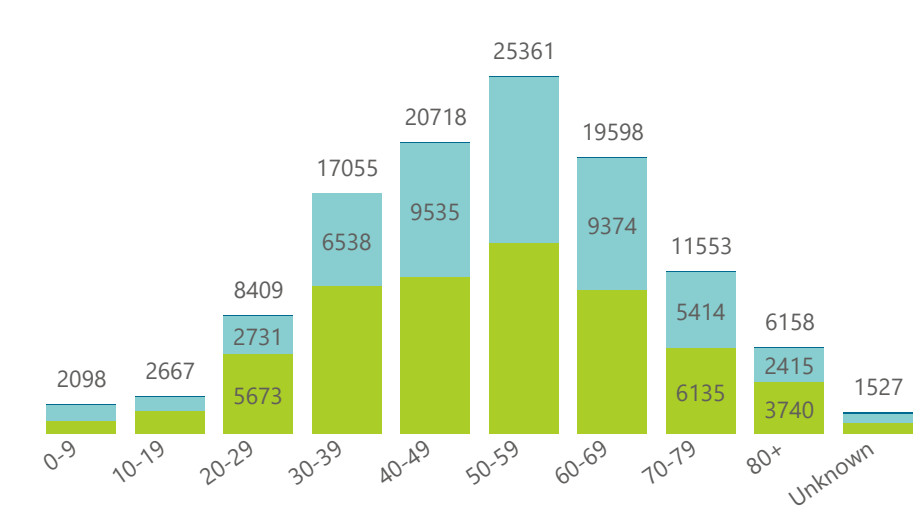
Hospital admissions of COVID-19 cases, by health sector, by epidemiological week



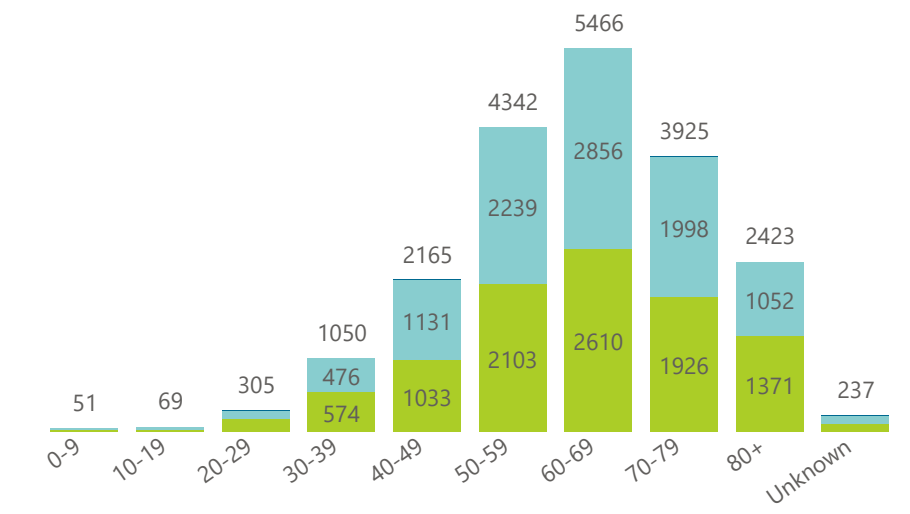
Cumulative reported admissions by province, by epidemiological week



Admissions to date by age group and sex



Deaths to date by age group and sex



Female Male Unknown

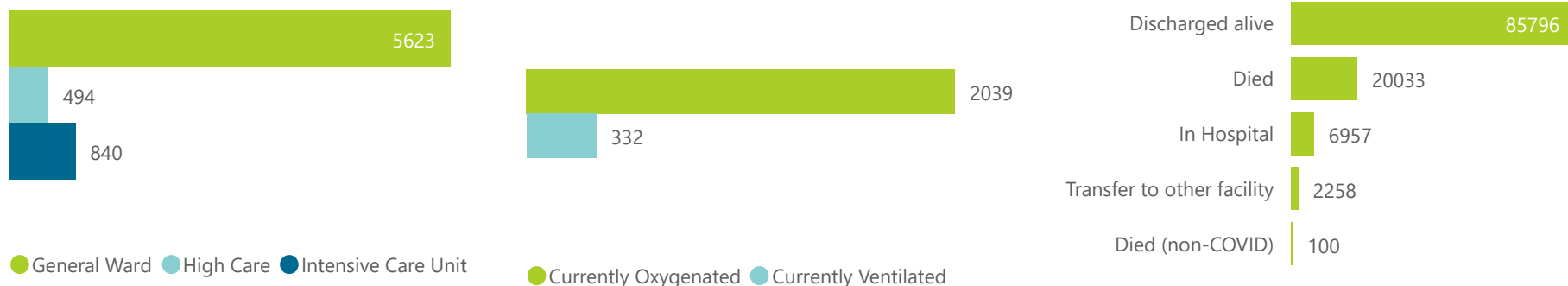
Female Male Unknown



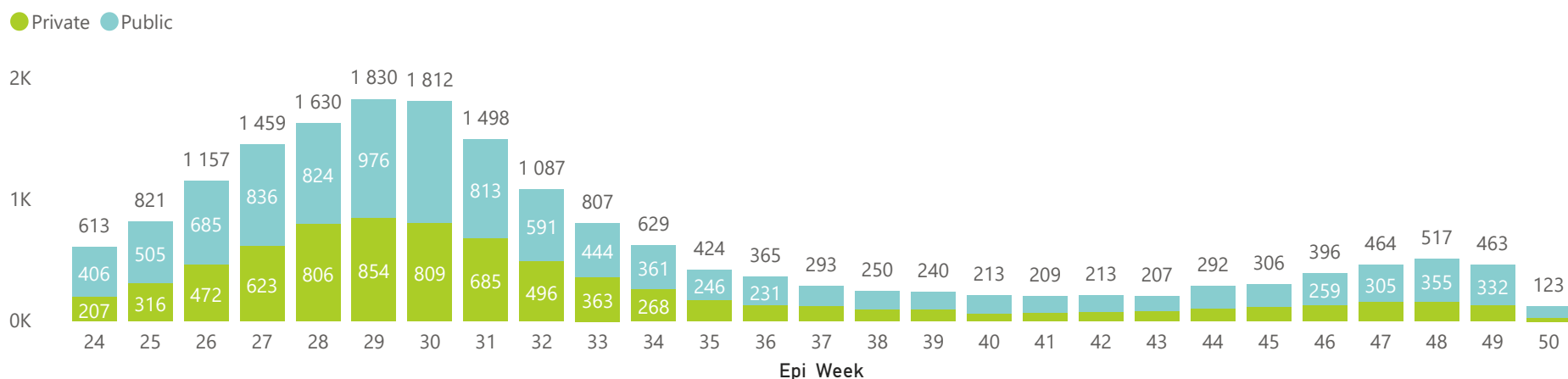
The number of reported admissions may change day-to-day as enrolled facilities back-capture historical data. There are some discharges and deaths that are in the process of being updated in Gauteng hospitals which will change the outcomes. The data below refer to admitted patients with laboratory-confirmed COVID-19.



Ward of currently admitted patients | Interventions for currently admitted patients | Admissions to date by discharge type



Deaths by epidemiological week and sector



Summary of reported COVID-19 admissions by province, by sector

Province	Facilities Reporting	Admissions to Date	Died to Date	Discharged to date	Currently Admitted	Currently in ICU	Currently Ventilated	Currently Oxygenated	Admissions in Previous Day
<b>Eastern Cape</b>	<b>102</b>	<b>19542</b>	<b>5102</b>	<b>11952</b>	<b>1786</b>	<b>141</b>	<b>62</b>	<b>791</b>	<b>166</b>
Private	18	6360	1393	4331	627	114	40	249	53
Public	84	13182	3709	7621	1159	27	22	542	113
<b>Free State</b>	<b>55</b>	<b>7714</b>	<b>1452</b>	<b>5717</b>	<b>198</b>	<b>17</b>	<b>14</b>	<b>73</b>	<b>4</b>
Private	20	3925	604	3157	145	17	12	47	1
Public	35	3789	848	2560	53	0	2	26	3
<b>Gauteng</b>	<b>128</b>	<b>32530</b>	<b>4988</b>	<b>25781</b>	<b>1428</b>	<b>197</b>	<b>65</b>	<b>345</b>	<b>77</b>
Private	90	18834	2655	15069	1043	182	47	246	57
Public	38	13696	2333	10712	385	15	18	99	20
<b>KwaZulu-Natal</b>	<b>107</b>	<b>18023</b>	<b>2667</b>	<b>13698</b>	<b>1178</b>	<b>155</b>	<b>52</b>	<b>317</b>	<b>72</b>
Private	45	12351	1515	9806	983	146	45	235	71
Public	62	5672	1152	3892	195	9	7	82	1
<b>Limpopo</b>	<b>42</b>	<b>2064</b>	<b>347</b>	<b>1549</b>	<b>112</b>	<b>10</b>	<b>6</b>	<b>39</b>	<b>2</b>
Private	7	1291	192	1012	70	9	5	21	2
Public	35	773	155	537	42	1	1	18	0
<b>Mpumalanga</b>	<b>36</b>	<b>2836</b>	<b>418</b>	<b>2228</b>	<b>154</b>	<b>22</b>	<b>18</b>	<b>62</b>	<b>3</b>
Private	9	2212	236	1862	104	17	14	41	1
Public	27	624	182	366	50	5	4	21	2
<b>North West</b>	<b>25</b>	<b>6620</b>	<b>611</b>	<b>5563</b>	<b>154</b>	<b>21</b>	<b>13</b>	<b>36</b>	<b>1</b>
Private	12	2974	334	2459	111	16	8	19	0
Public	13	3646	277	3104	43	5	5	17	1
<b>Northern Cape</b>	<b>24</b>	<b>2221</b>	<b>318</b>	<b>1634</b>	<b>214</b>	<b>17</b>	<b>22</b>	<b>77</b>	<b>2</b>
Private	8	1285	162	1046	55	5	5	20	1
Public	16	936	156	588	159	12	17	57	1
<b>Western Cape</b>	<b>98</b>	<b>23594</b>	<b>4130</b>	<b>17674</b>	<b>1733</b>	<b>260</b>	<b>80</b>	<b>299</b>	<b>60</b>
Private	41	8977	1179	6912	856	201	79	296	60
Public	57	14617	2951	10762	877	59	1	3	0
<b>Total</b>	<b>617</b>	<b>115144</b>	<b>20033</b>	<b>85796</b>	<b>6957</b>	<b>840</b>	<b>332</b>	<b>2039</b>	<b>387</b>



\*The number of reported admissions may change day-to-day as enrolled facilities back-capture historical data. There are some discharges and deaths that are in the process of being updated in Gauteng hospitals which will change the outcomes. The data below refer to admitted patients with laboratory-confirmed COVID-19.



Summary of reported COVID-19 admissions by province, by sector

Sector	Facilities Reporting	Admissions to Date	Died to Date	Discharged to date	Currently Admitted	Currently in ICU	Currently Ventilated	Currently Oxygenated	Admissions in Previous Day
Private	250	58209	8270	45654	3994	707	255	1174	246
Public	367	56935	11763	40142	2963	133	77	865	141
<b>Total</b>	<b>617</b>	<b>115144</b>	<b>20033</b>	<b>85796</b>	<b>6957</b>	<b>840</b>	<b>332</b>	<b>2039</b>	<b>387</b>

Daily current In-Patients over time

