

Friday, 09 April 2021

NICD COVID-19 Surveillance in Selected Hospitals

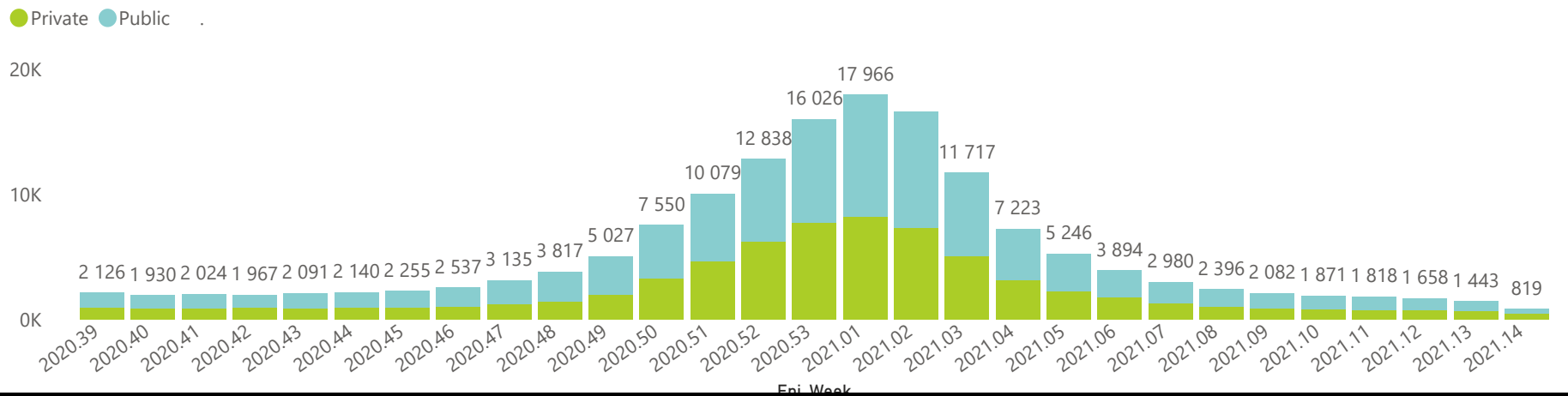
National



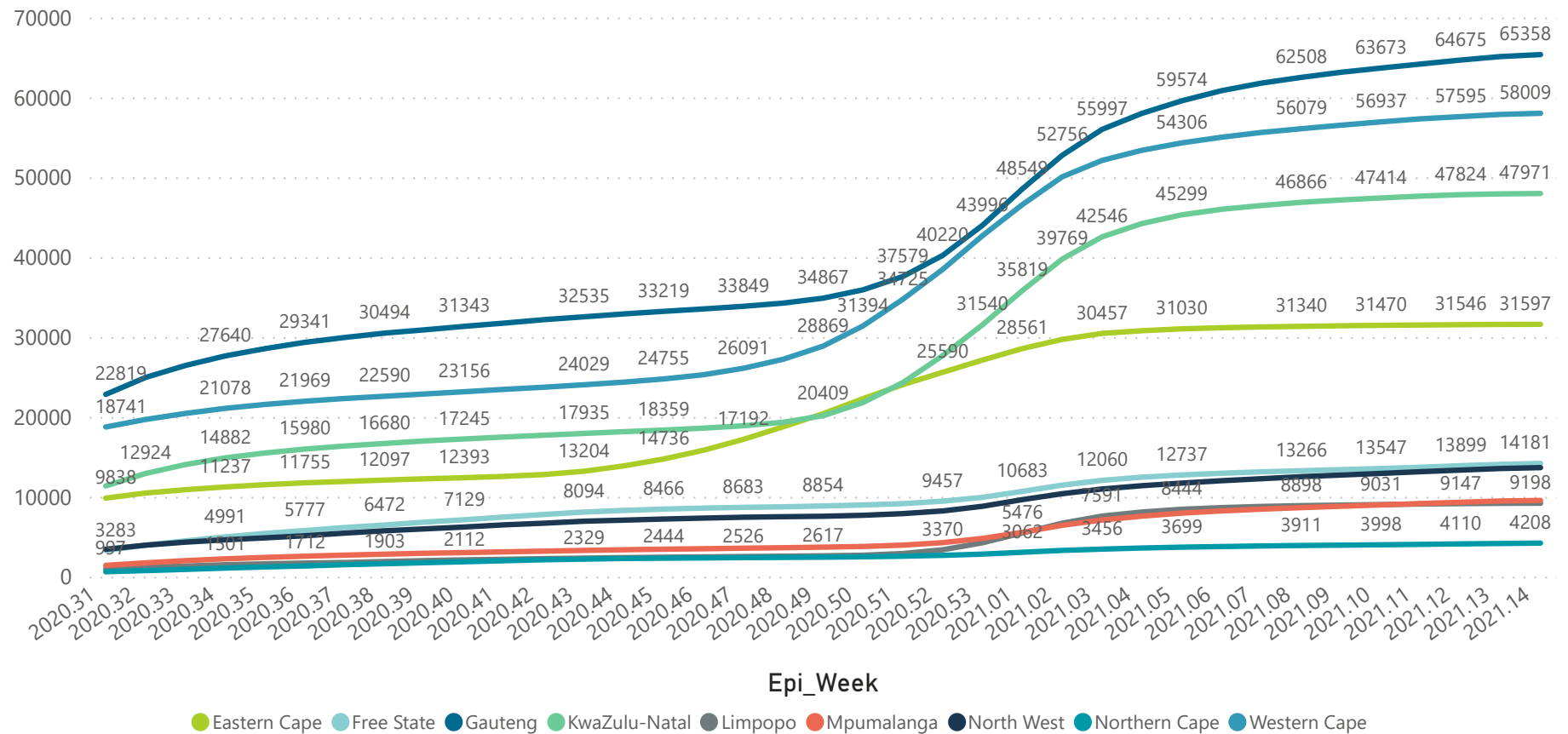
The number of reported admissions may change day-to-day as enrolled facilities back-capture historical data. There are some discharges and deaths that are in the process of being updated in Gauteng hospitals which will change the outcomes. The data below refer to admitted patients with laboratory-confirmed COVID-19.



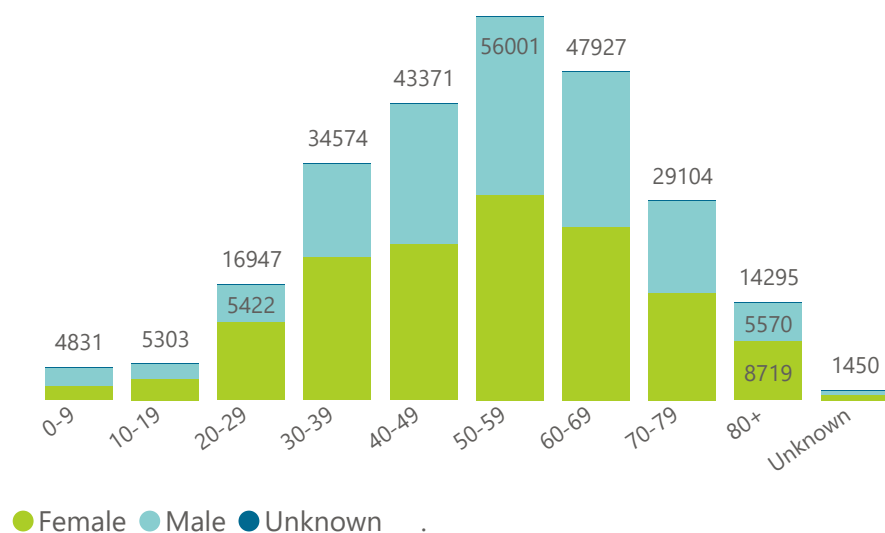
Hospital admissions of COVID-19 cases, by health sector, by epidemiological week



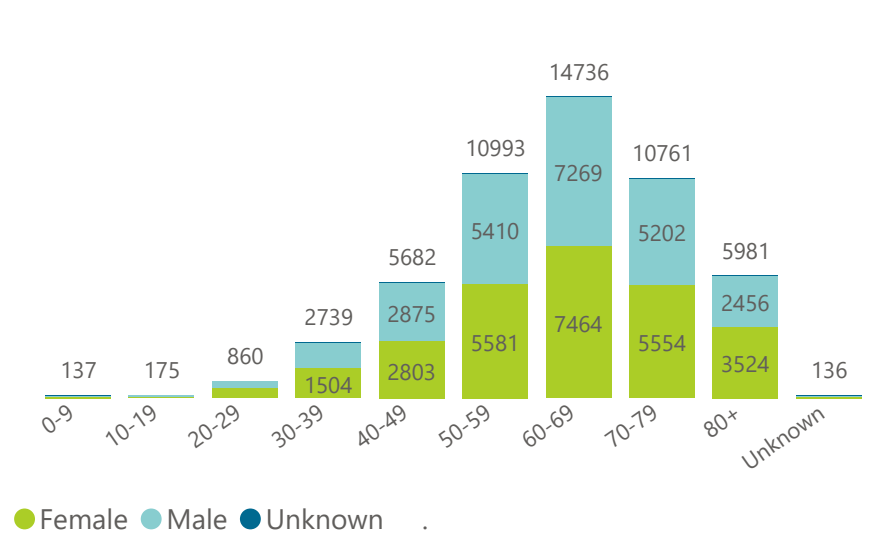
Cumulative reported admissions by province, by epidemiological week



Admissions to date by age group and sex



Deaths to date by age group and sex



Friday, 09 April 2021

NICD COVID-19 Surveillance in Selected Hospitals


National



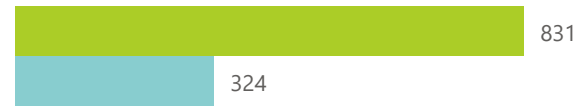
The number of reported admissions may change day-to-day as enrolled facilities back-capture historical data. The Western Cape government has been unable to provide daily data on patients who are on oxygen or ventilated. The data below refer to admitted patients with laboratory-confirmed COVID-19.



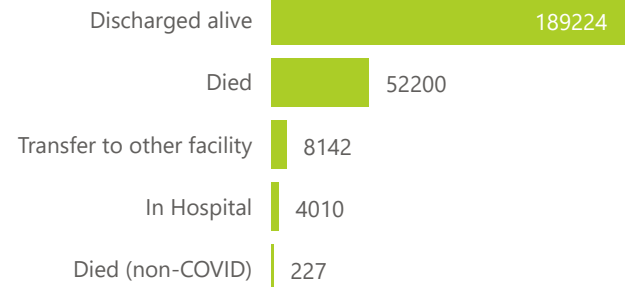
Ward of currently admitted patients



Interventions for currently admitted patients



Admissions to date by discharge type

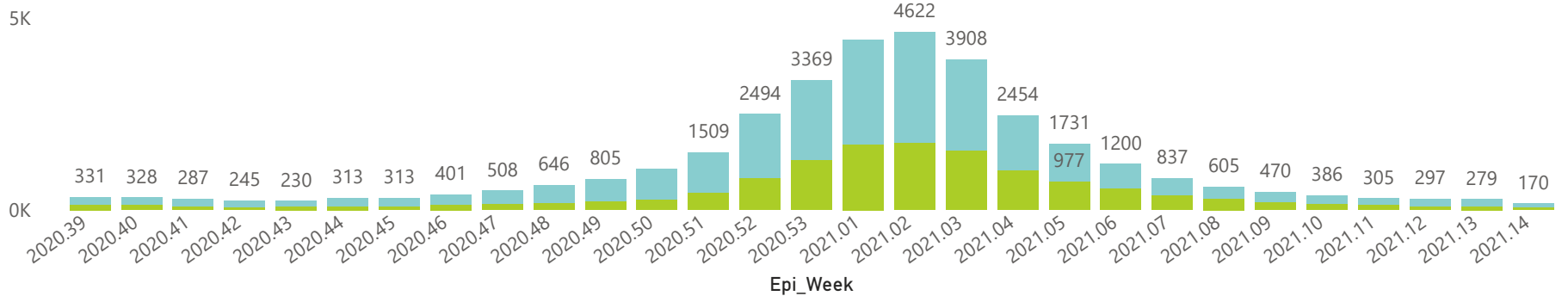


● General Ward ● High Care ● Intensive Care Unit

● Currently Oxygenated ● Currently Ventilated

Deaths by epidemiological week and sector

● Private ● Public



Summary of reported COVID-19 admissions by province, by sector

Province	Facilities Reporting	Admissions to Date	Died to Date	Discharged to date	Currently Admitted	Currently in ICU	Currently Ventilated	Currently Oxygenated	Admissions in Previous Day
Eastern Cape	103	31598	9427	20460	74	10	3	10	2
Private	18	9433	2278	7075	40	10	3	1	1
Public	85	22165	7149	13385	34	0	0	9	1
Free State	55	14184	2781	9882	268	36	31	83	19
Private	20	6321	1035	5083	122	33	19	17	4
Public	35	7863	1746	4799	146	3	12	66	15
Gauteng	130	65383	12111	50491	1325	308	140	294	36
Private	91	36271	5690	29330	947	286	122	182	23
Public	39	29112	6421	21161	378	22	18	112	13
KwaZulu-Natal	115	47985	10656	34553	511	68	30	135	7
Private	45	26952	5042	21204	362	64	26	77	4
Public	70	21033	5614	13349	149	4	4	58	3
Limpopo	48	9198	2543	6299	54	8	5	17	1
Private	7	4378	967	3308	31	5	3	3	0
Public	41	4820	1576	2991	23	3	2	14	1
Mpumalanga	40	9551	2299	6798	164	42	21	64	4
Private	9	4985	720	4129	86	32	13	20	1
Public	31	4566	1579	2669	78	10	8	44	3
North West	28	13657	1724	10505	271	38	28	95	19
Private	12	5779	716	4679	114	30	19	30	6
Public	16	7878	1008	5826	157	8	9	65	13
Northern Cape	25	4208	732	3087	175	20	31	85	3
Private	8	2328	321	1852	64	11	5	19	2
Public	17	1880	411	1235	111	9	26	66	1
Western Cape	100	58039	9927	47149	768	101	35	48	11
Private	41	19595	3233	15938	312	76	35	48	8
Public	59	38444	6694	31211	456	25			3
Total	644	253803	52200	189224	3610	631	324	831	102



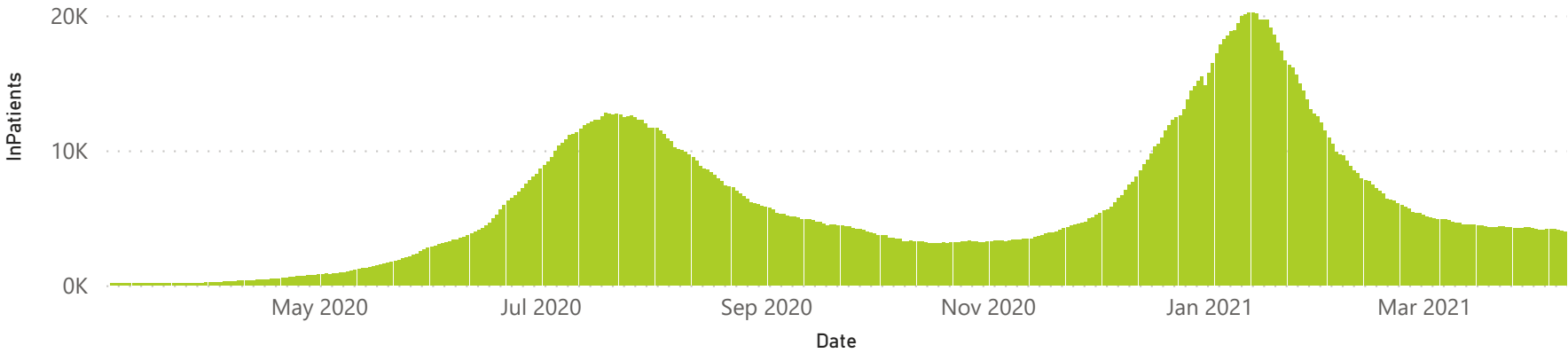
The number of reported admissions may change day-to-day as enrolled facilities back-capture historical data. The Western Cape government has been unable to provide daily data on patients who are on oxygen or ventilated. The data below refer to admitted patients with laboratory-confirmed COVID-19.



Summary of reported COVID-19 admissions by province, by sector

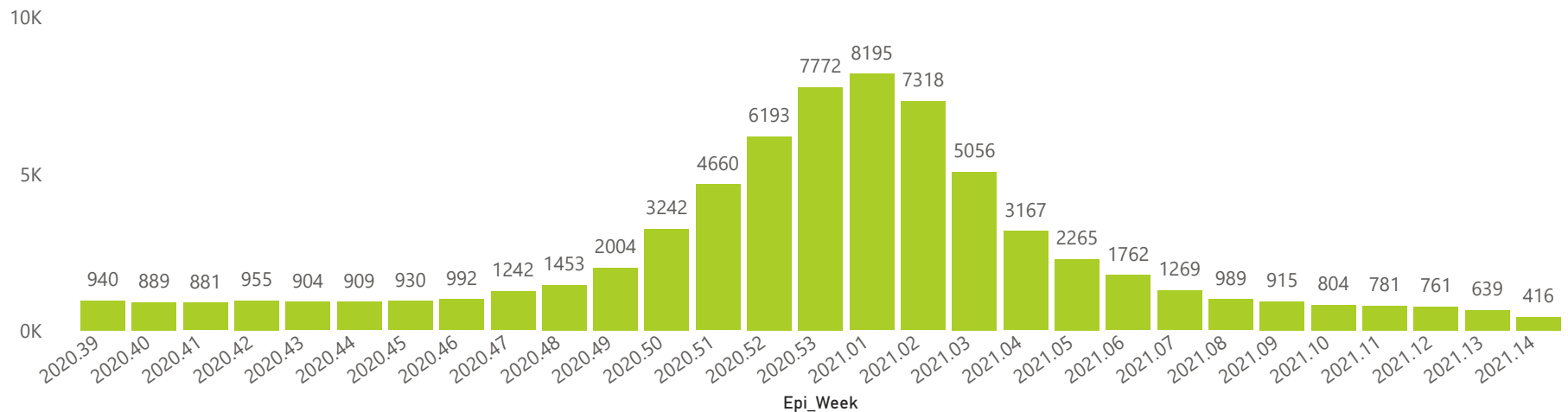
Sector	Facilities Reporting	Admissions to Date	Died to Date	Discharged to date	Currently Admitted	Currently in ICU	Currently Ventilated	Currently Oxygenated	Admissions in Previous Day
Private	251	116042	20002	92598	2078	547	245	397	49
Public	393	137761	32198	96626	1532	84	79	434	53
Total	644	253803	52200	189224	3610	631	324	831	102

Daily current In-Patients over time

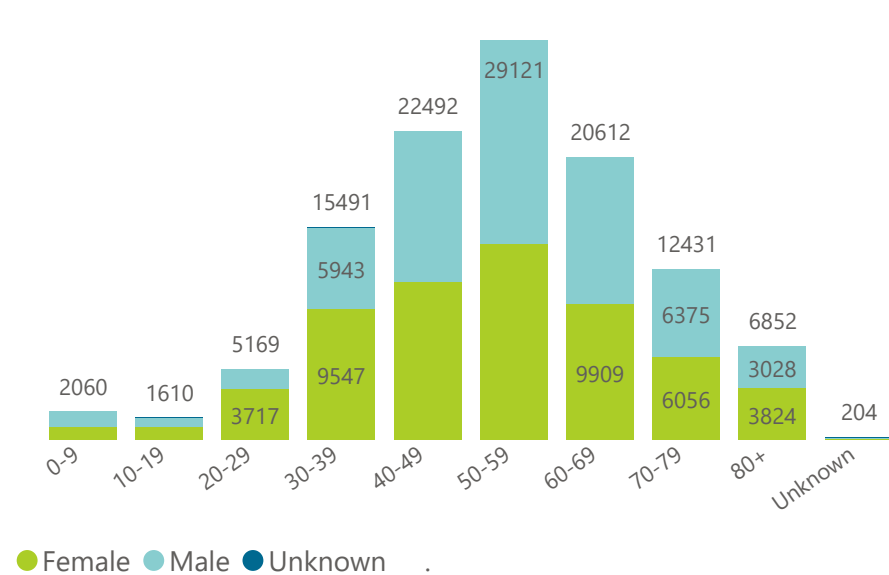


The number of reported admissions may change day-to-day as enrolled facilities back-capture historical data. There are some discharges and deaths that are in the process of being updated in Gauteng hospitals which will change the outcomes. The data below refer to admitted patients with laboratory-confirmed COVID-19.

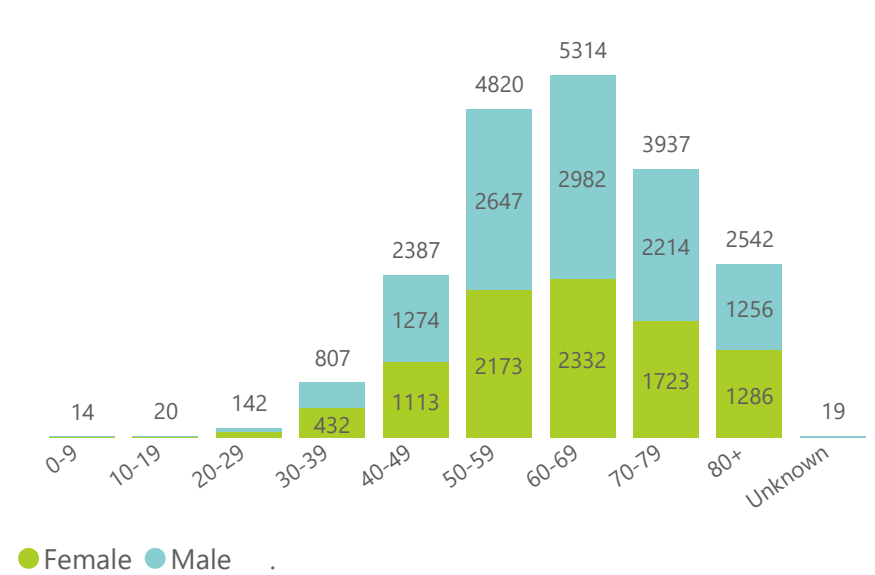
Hospital admissions of COVID-19 cases, by epidemiological week



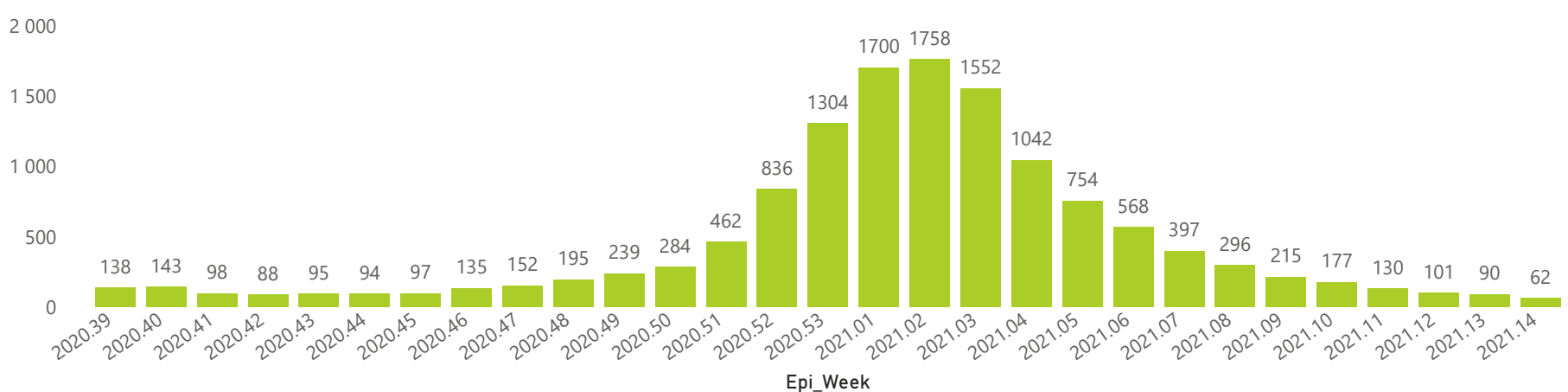
Admissions to date by age group and sex



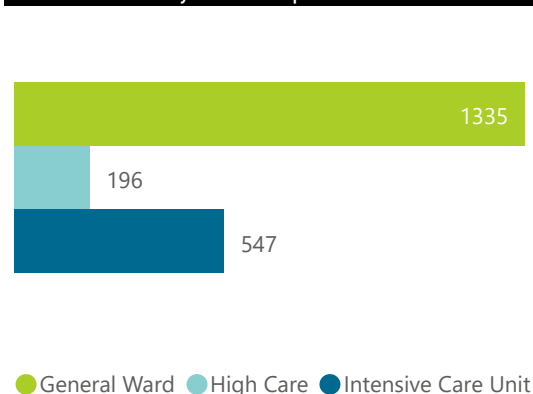
Deaths to date by age group and sex



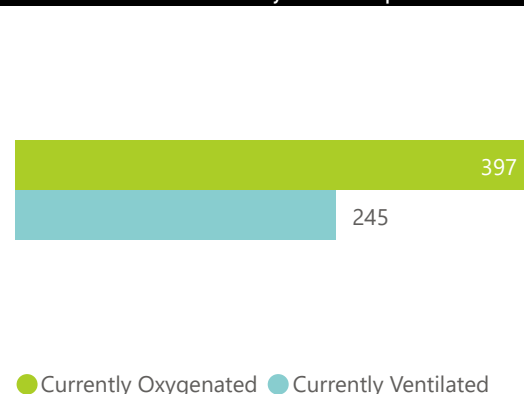
Deaths by epidemiological week



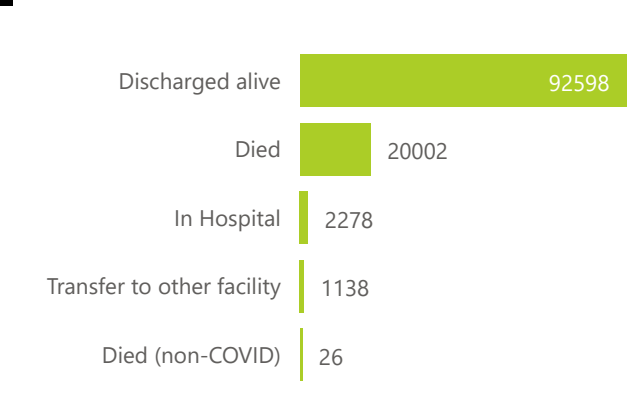
Ward of currently admitted patients



Interventions for currently admitted patients



Admissions to date by discharge type



Friday, 09 April 2021

NICD COVID-19 Surveillance in Selected Hospitals

Private



The number of reported admissions may change day-to-day as enrolled facilities back-capture historical data. The Western Cape government has been unable to provide daily data on patients who are on oxygen or ventilated. The data below refer to admitted patients with laboratory-confirmed COVID-19.



Summary of reported COVID-19 admissions by province

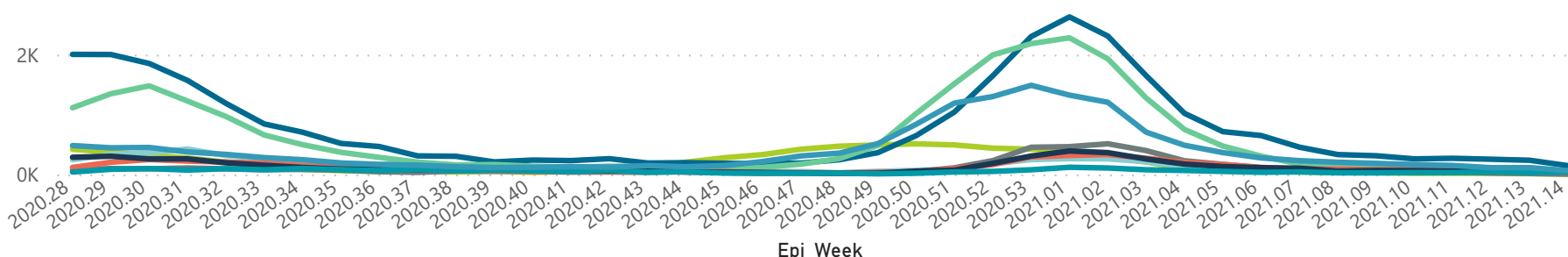
Province	Facilities Reporting	Admissions to Date	Died to Date	Discharged to date	Currently Admitted	Currently in ICU	Currently Ventilated	Currently Oxygenated	Admissions in Previous Day
Eastern Cape	18	9433	2278	7075	40	10	3	1	1
Free State	20	6321	1035	5083	122	33	19	17	4
Gauteng	91	36271	5690	29330	947	286	122	182	23
KwaZulu-Natal	45	26952	5042	21204	362	64	26	77	4
Limpopo	7	4378	967	3308	31	5	3	3	0
Mpumalanga	9	4985	720	4129	86	32	13	20	1
North West	12	5779	716	4679	114	30	19	30	6
Northern Cape	8	2328	321	1852	64	11	5	19	2
Western Cape	41	19595	3233	15938	312	76	35	48	8
Total	251	116042	20002	92598	2078	547	245	397	49

Summary of reported COVID-19 admissions by hospital group

Hospital_Group	Facilities Reporting	Admissions to Date	Died to Date	Discharged to date	Currently Admitted	Currently in ICU	Currently Ventilated	Currently Oxygenated	Admissions in Previous Day
NHN	69	13610	2070	10540	184	29	22	94	10
Netcare	58	32032	6405	24850	594	196	58	6	15
Life Healthcare	50	26159	4425	21481	221	84	35	20	11
Mediclinic	48	29754	5050	24194	406	126	82	72	8
Lenmed	10	6290	780	5127	246	48	13	36	5
Clinix	6	1447	166	1009	233	37	24	130	0
JMH	5	1861	326	1465	41	0	0	11	0
Melomed	5	4889	780	3932	153	27	11	28	0
Total	251	116042	20002	92598	2078	547	245	397	49

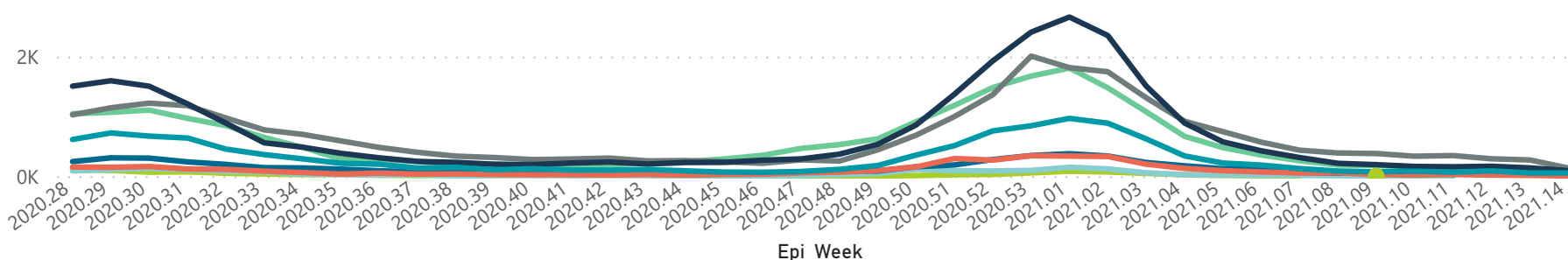
Hospital admissions by province

Province ● Eastern Cape ● Free State ● Gauteng ● KwaZulu-Natal ● Limpopo ● Mpumalanga ● North West ● Northern Cape ● Western Cape

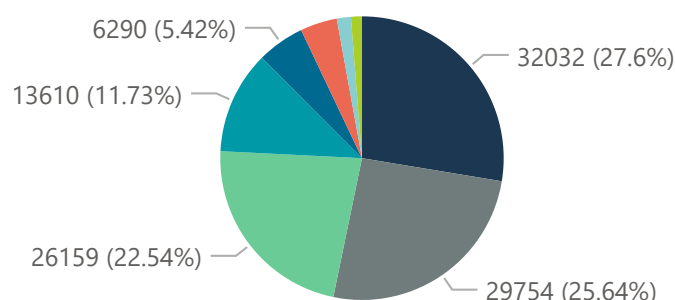


Hospital admissions by hospital group

Group ● Clinix ● JMH ● Lenmed ● Life Healthcare ● Mediclinic ● Melomed ● Netcare ● NHN



Admissions by hospital group



Deaths by hospital group

