

Saturday, 17 April 2021

NICD COVID-19 Surveillance in Selected Hospitals

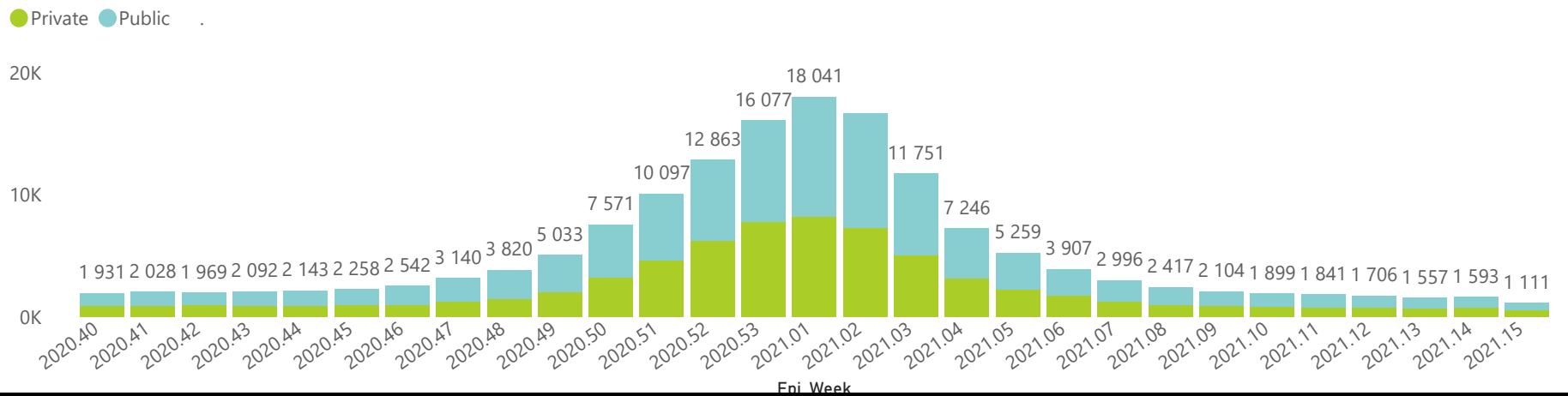
National



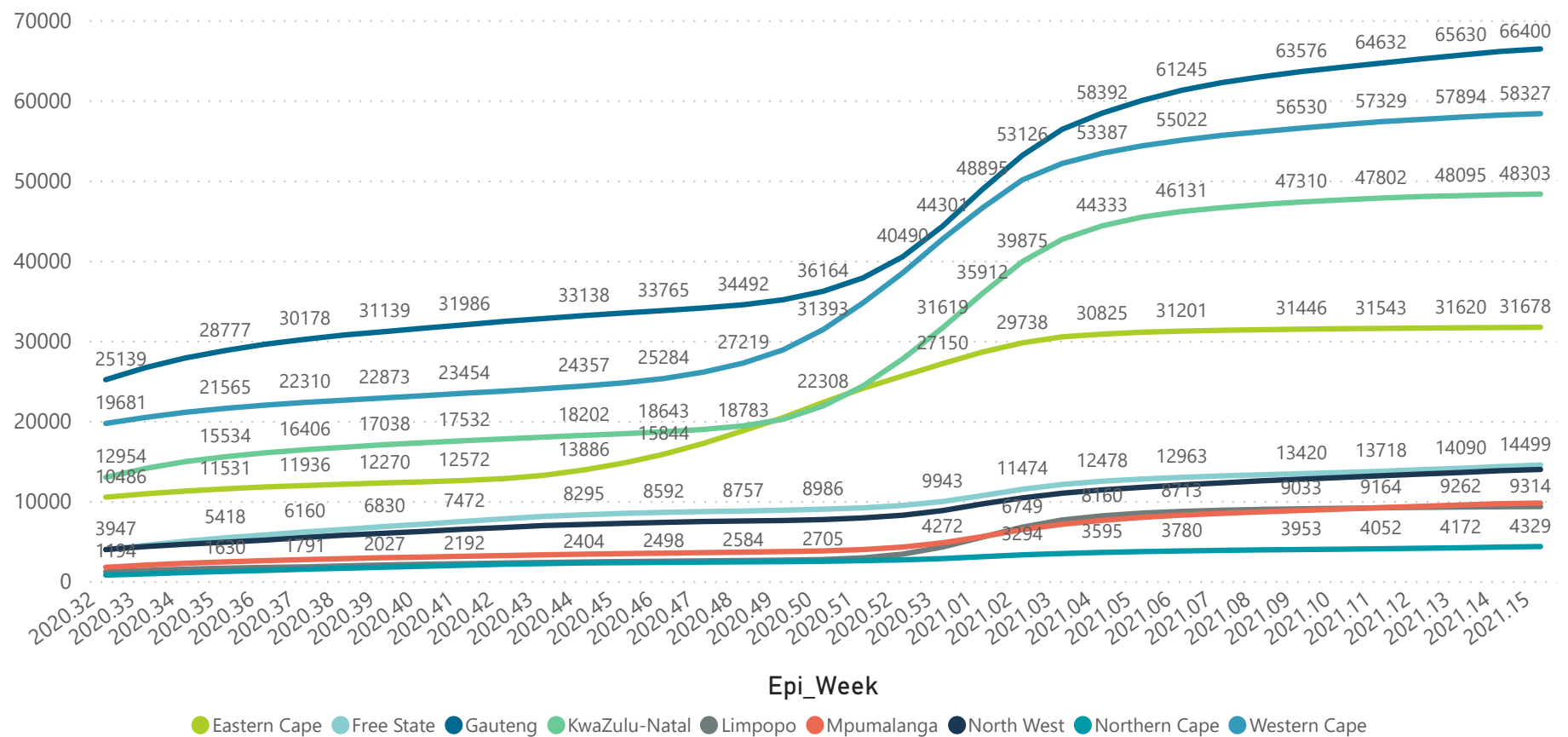
The number of reported admissions may change day-to-day as enrolled facilities back-capture historical data. There are some discharges and deaths that are in the process of being updated in Gauteng hospitals which will change the outcomes. The data below refer to admitted patients with laboratory-confirmed COVID-19.

NATIONAL INSTITUTE FOR
COMMUNICABLE DISEASES
Division of the National Health Laboratory Service

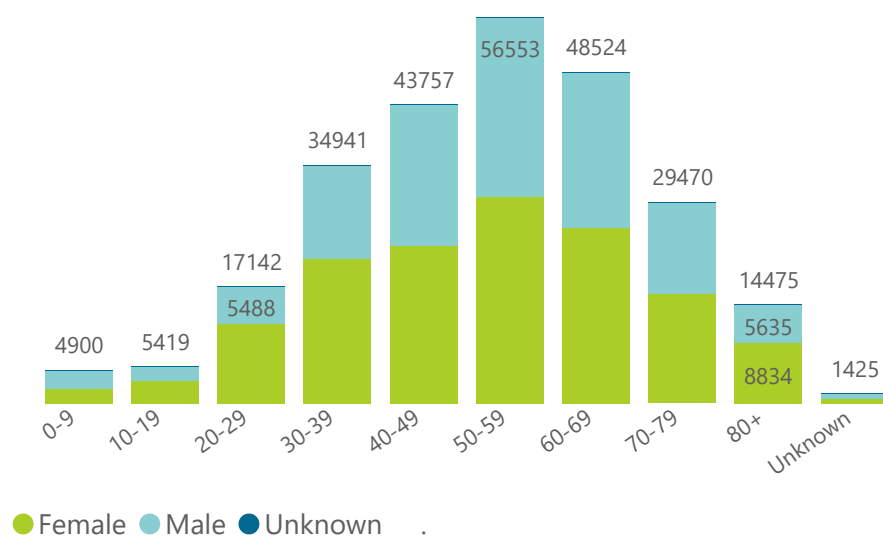
Hospital admissions of COVID-19 cases, by health sector, by epidemiological week



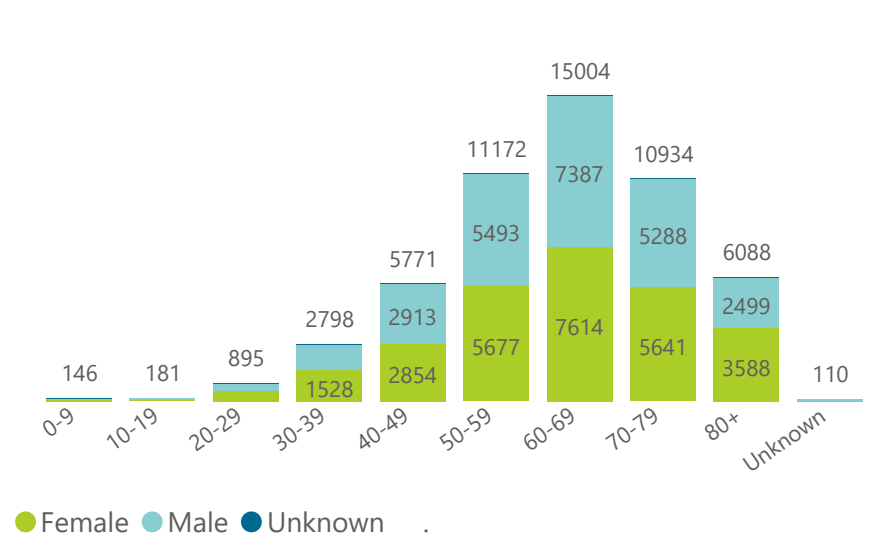
Cumulative reported admissions by province, by epidemiological week



Admissions to date by age group and sex



Deaths to date by age group and sex



Saturday, 17 April 2021

NICD COVID-19 Surveillance in Selected Hospitals

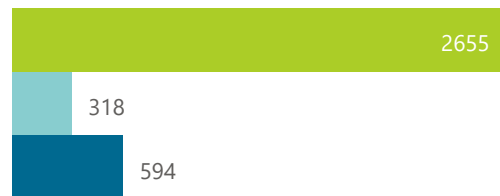
National



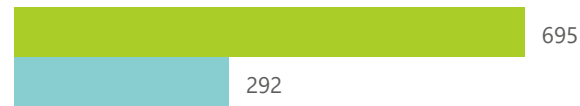
The number of reported admissions may change day-to-day as enrolled facilities back-capture historical data. The Western Cape government has been unable to provide daily data on patients who are on oxygen or ventilated. The data below refer to admitted patients with laboratory-confirmed COVID-19.



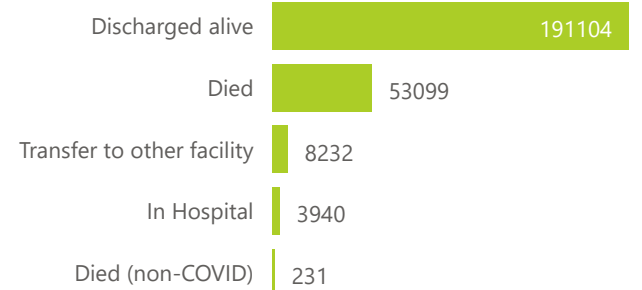
Ward of currently admitted patients



Interventions for currently admitted patients



Admissions to date by discharge type

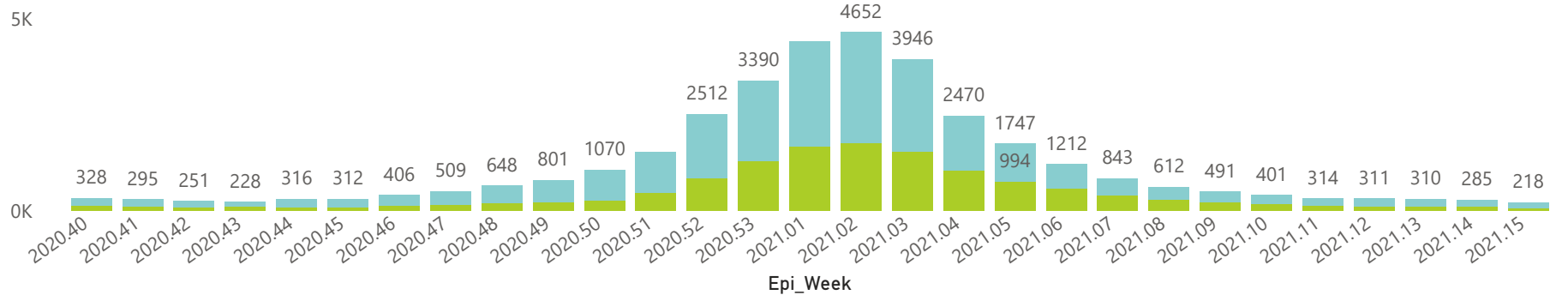


● General Ward ● High Care ● Intensive Care Unit

● Currently Oxygenated ● Currently Ventilated

Deaths by epidemiological week and sector

● Private ● Public



Summary of reported COVID-19 admissions by province, by sector

Province	Facilities Reporting	Admissions to Date	Died to Date	Discharged to date	Currently Admitted	Currently in ICU	Currently Ventilated	Currently Oxygenated	Admissions in Previous Day
Eastern Cape	103	31679	9443	20518	77	12	3	10	0
Private	18	9456	2278	7093	45	11	3	3	0
Public	85	22223	7165	13425	32	1	0	7	0
Free State	55	14502	2827	10065	341	30	27	99	7
Private	20	6452	1049	5162	156	29	16	30	1
Public	35	8050	1778	4903	185	1	11	69	6
Gauteng	130	66414	12684	50968	1278	283	123	186	7
Private	91	36591	5743	29669	875	260	108	78	4
Public	39	29823	6941	21299	403	23	15	108	3
KwaZulu-Natal	115	48316	10741	34865	426	72	28	108	2
Private	45	27038	5053	21316	323	68	25	60	2
Public	70	21278	5688	13549	103	4	3	48	0
Limpopo	48	9314	2565	6396	53	7	4	10	0
Private	7	4407	971	3332	33	6	3	1	0
Public	41	4907	1594	3064	20	1	1	9	0
Mpumalanga	40	9751	2342	6941	170	44	30	54	1
Private	9	5062	730	4201	77	35	23	11	0
Public	31	4689	1612	2740	93	9	7	43	1
North West	28	13946	1777	10688	309	31	19	110	7
Private	12	5874	735	4764	105	24	12	33	5
Public	16	8072	1042	5924	204	7	7	77	2
Northern Cape	25	4329	755	3163	193	19	35	85	0
Private	8	2395	328	1906	68	11	9	11	0
Public	17	1934	427	1257	125	8	26	74	0
Western Cape	100	58355	9965	47500	720	96	23	33	15
Private	41	19729	3253	16066	300	68	23	33	6
Public	59	38626	6712	31434	420	28			9
Total	644	256606	53099	191104	3567	594	292	695	39

Saturday, 17 April 2021

NICD COVID-19 Surveillance in Selected Hospitals

National



The number of reported admissions may change day-to-day as enrolled facilities back-capture historical data. The Western Cape government has been unable to provide daily data on patients who are on oxygen or ventilated. The data below refer to admitted patients with laboratory-confirmed COVID-19.



Summary of reported COVID-19 admissions by province, by sector

Sector	Facilities Reporting	Admissions to Date	Died to Date	Discharged to date	Currently Admitted	Currently in ICU	Currently Ventilated	Currently Oxygenated	Admissions in Previous Day
Private	251	117004	20140	93509	1982	512	222	260	18
Public	393	139602	32959	97595	1585	82	70	435	21
Total	644	256606	53099	191104	3567	594	292	695	39

Daily current In-Patients over time

