

Monday, 03 May 2021

NICD COVID-19 Surveillance in Selected Hospitals

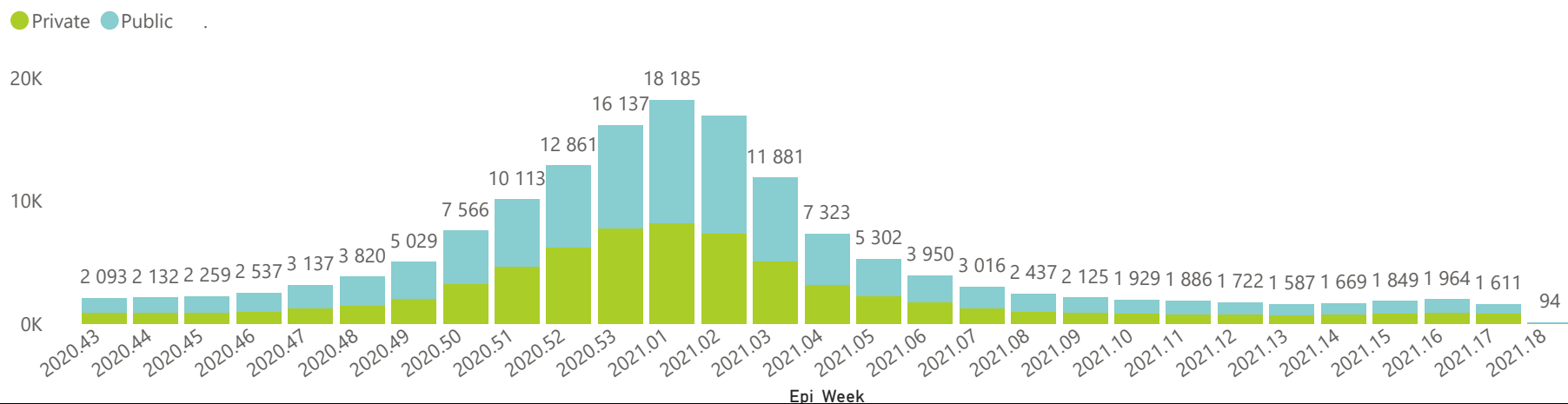
National



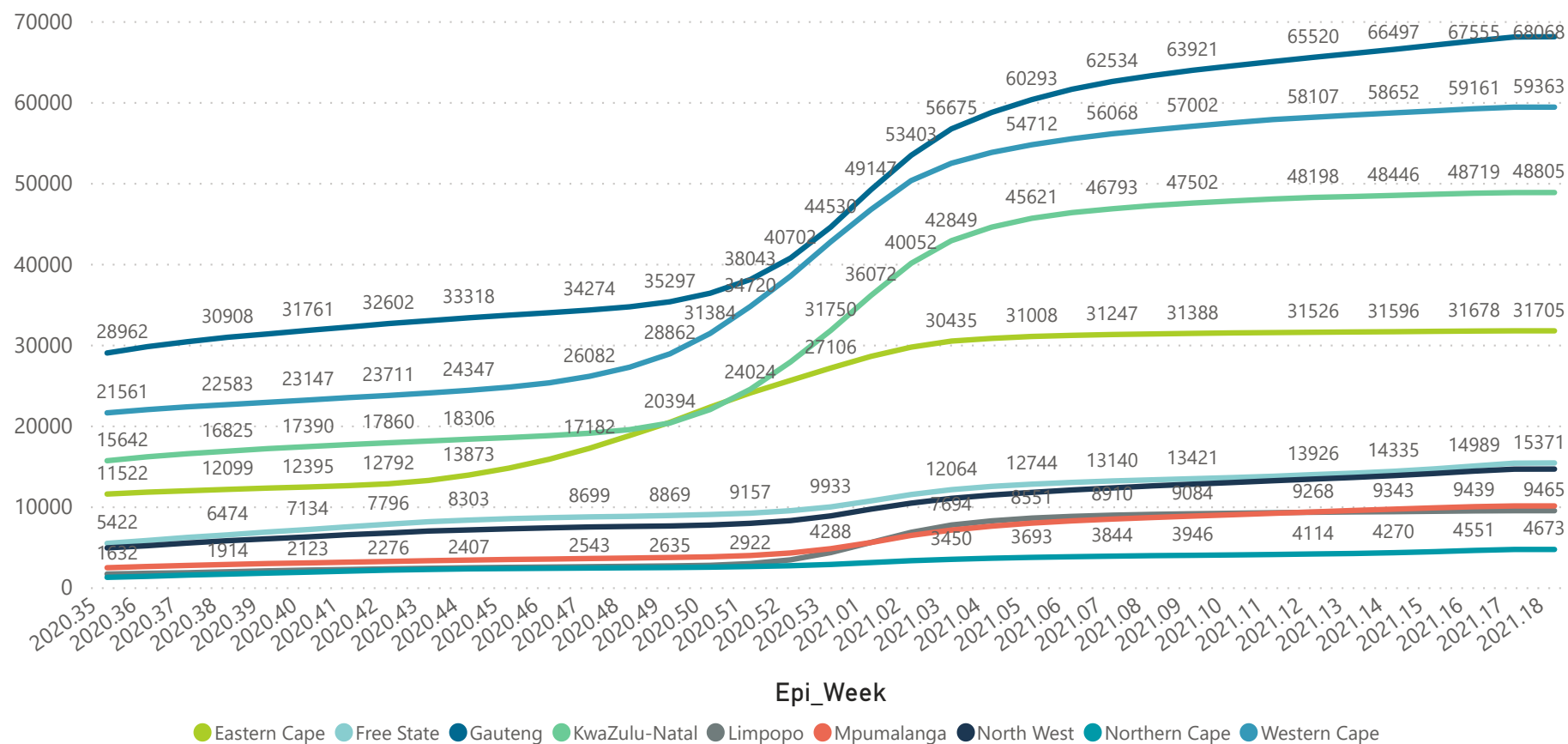
The number of reported admissions may change day-to-day as enrolled facilities back-capture historical data. There are some discharges and deaths that are in the process of being updated in Gauteng hospitals which will change the outcomes. The data below refer to admitted patients with laboratory-confirmed COVID-19.



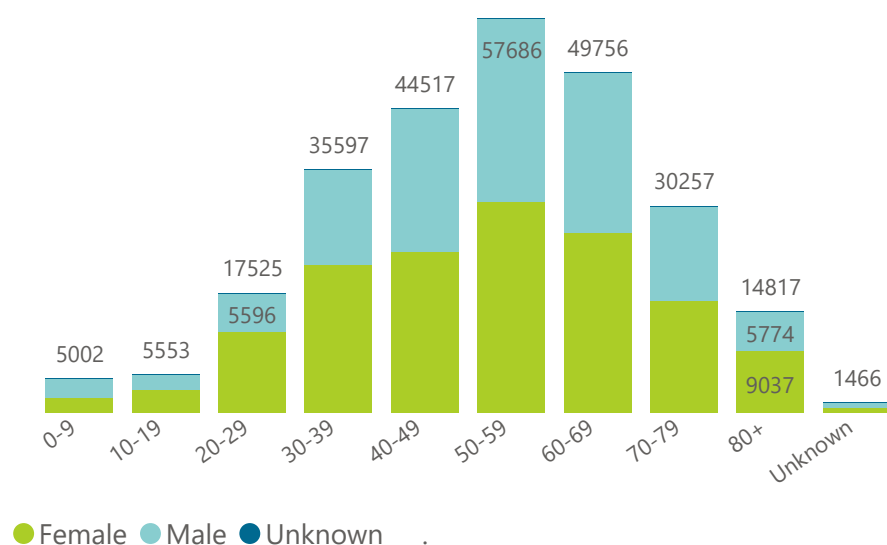
Hospital admissions of COVID-19 cases, by health sector, by epidemiological week



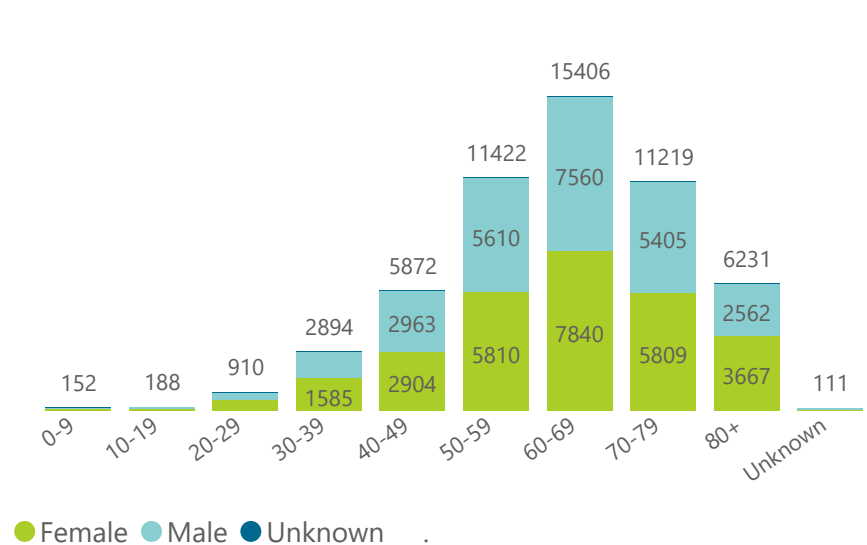
Cumulative reported admissions by province, by epidemiological week



Admissions to date by age group and sex



Deaths to date by age group and sex



Monday, 03 May 2021

NICD COVID-19 Surveillance in Selected Hospitals

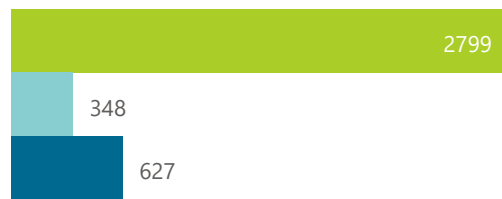
National



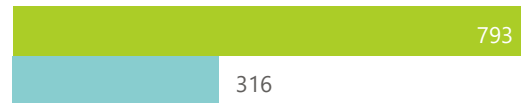
The number of reported admissions may change day-to-day as enrolled facilities back-capture historical data. The Western Cape government has been unable to provide daily data on patients who are on oxygen or ventilated. The data below refer to admitted patients with laboratory-confirmed COVID-19.



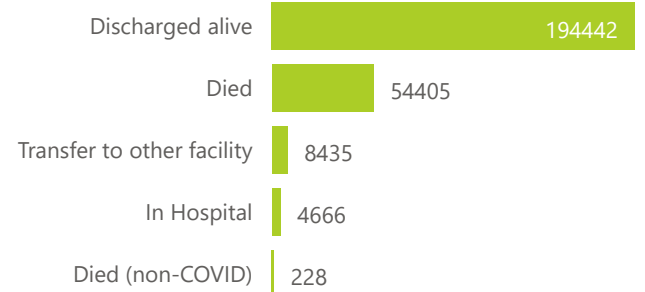
Ward of currently admitted patients



Interventions for currently admitted patients



Admissions to date by discharge type

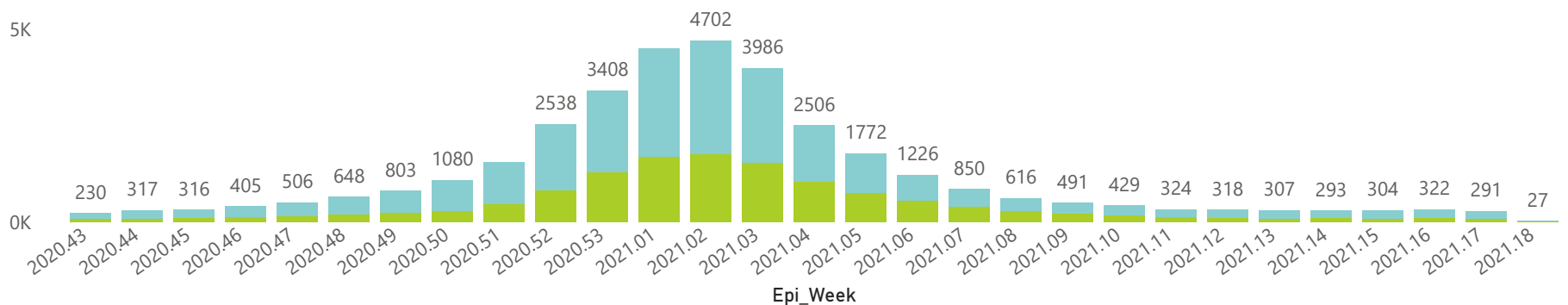


● General Ward ● High Care ● Intensive Care Unit

● Currently Oxygenated ● Currently Ventilated

Deaths by epidemiological week and sector

● Private ● Public



Summary of reported COVID-19 admissions by province, by sector

Province	Facilities Reporting	Admissions to Date	Died to Date	Discharged to date	Currently Admitted	Currently in ICU	Currently Ventilated	Currently Oxygenated	Admissions in Previous Day
Eastern Cape	103	31706	9453	20551	77	7	4	10	1
Private	18	9492	2282	7131	39	7	4	2	1
Public	85	22214	7171	13420	38	0	0	8	0
Free State	55	15374	3013	10599	427	37	40	158	30
Private	20	6806	1091	5399	227	37	27	41	15
Public	35	8568	1922	5200	200	0	13	117	15
Gauteng	130	68081	13325	51908	1321	312	124	195	26
Private	91	37380	5851	30283	935	291	104	62	21
Public	39	30701	7474	21625	386	21	20	133	5
KwaZulu-Natal	116	48818	10887	35225	400	58	25	75	7
Private	46	27181	5072	21444	318	54	17	52	4
Public	70	21637	5815	13781	82	4	8	23	3
Limpopo	48	9465	2626	6483	45	2	0	14	2
Private	7	4457	981	3380	24	2	0	3	2
Public	41	5008	1645	3103	21	0	0	11	0
Mpumalanga	40	10054	2425	7177	149	42	28	44	2
Private	9	5208	745	4323	84	32	19	6	1
Public	31	4846	1680	2854	65	10	9	38	1
North West	29	14614	1868	11166	338	40	28	149	11
Private	12	6066	751	4909	127	29	18	44	5
Public	17	8548	1117	6257	211	11	10	105	6
Northern Cape	25	4673	797	3365	277	34	48	119	1
Private	8	2599	341	2044	112	25	19	9	1
Public	17	2074	456	1321	165	9	29	110	0
Western Cape	101	59391	10011	47968	740	95	19	29	4
Private	41	19988	3271	16293	312	69	19	29	1
Public	60	39403	6740	31675	428	26			3
Total	647	262176	54405	194442	3774	627	316	793	84



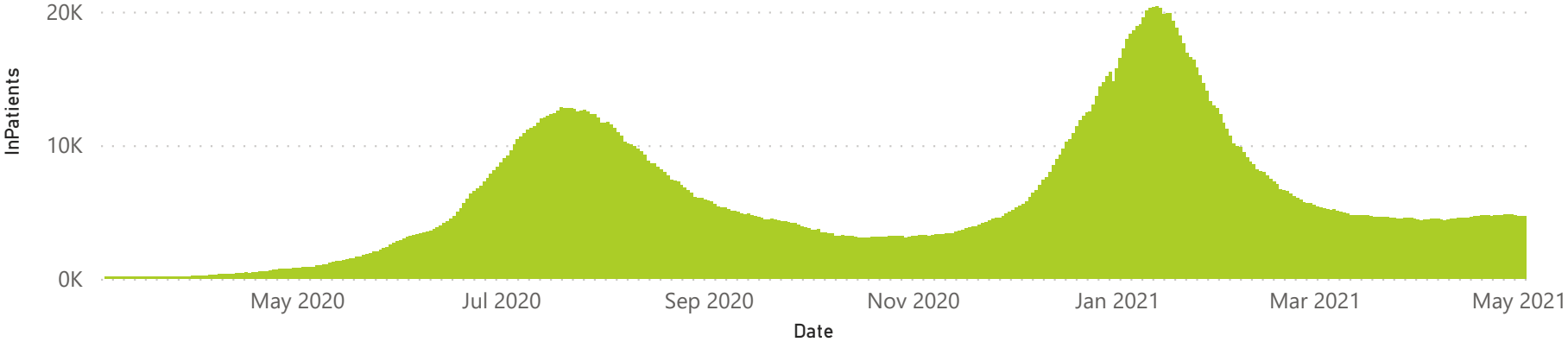
The number of reported admissions may change day-to-day as enrolled facilities back-capture historical data. The Western Cape government has been unable to provide daily data on patients who are on oxygen or ventilated. The data below refer to admitted patients with laboratory-confirmed COVID-19.



Summary of reported COVID-19 admissions by province, by sector

Sector	Facilities Reporting	Admissions to Date	Died to Date	Discharged to date	Currently Admitted	Currently in ICU	Currently Ventilated	Currently Oxygenated	Admissions in Previous Day
Private	252	119177	20385	95206	2178	546	227	248	51
Public	395	142999	34020	99236	1596	81	89	545	33
Total	647	262176	54405	194442	3774	627	316	793	84

Daily current In-Patients over time



Monday, 03 May 2021

NICD COVID-19 Surveillance in Selected Hospitals

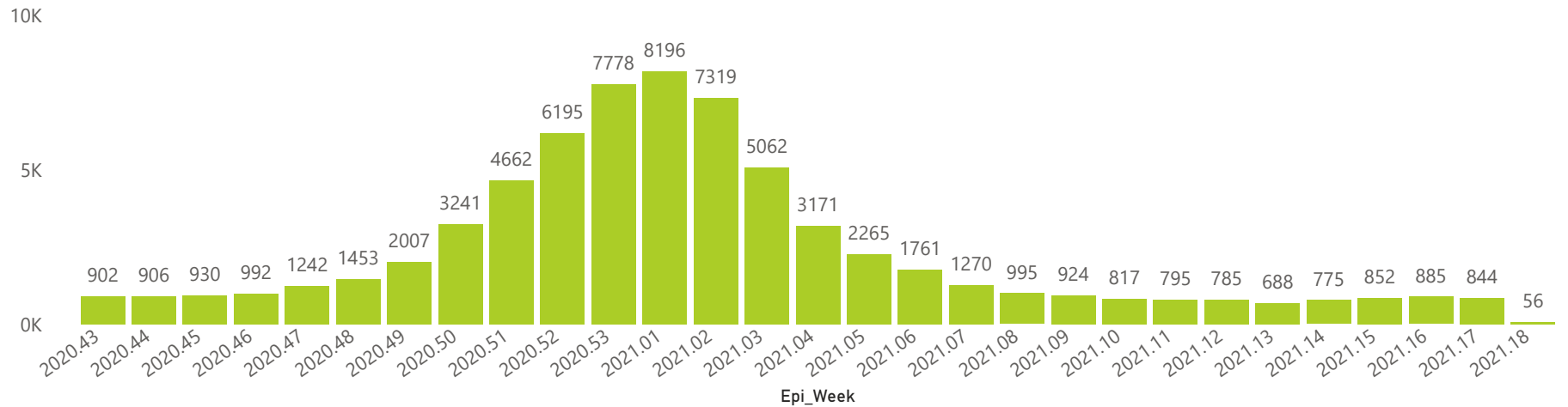
Private



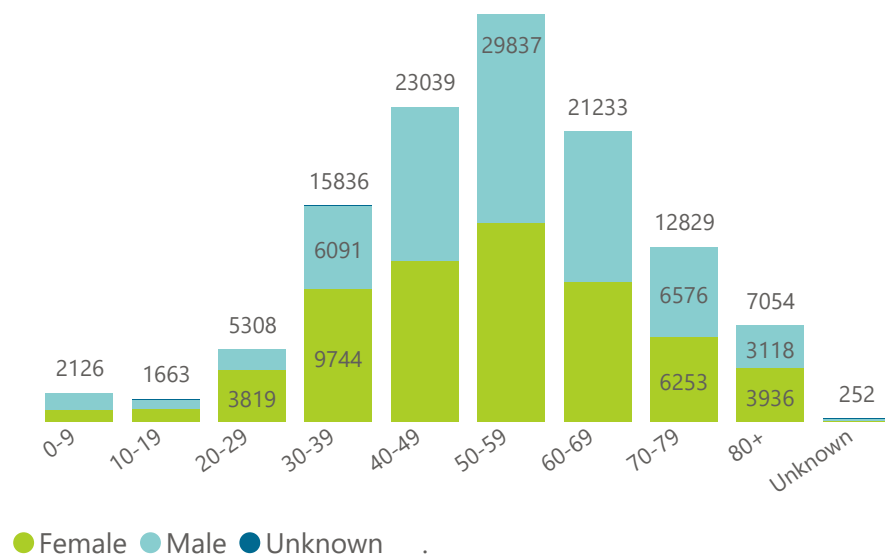
The number of reported admissions may change day-to-day as enrolled facilities back-capture historical data. There are some discharges and deaths that are in the process of being updated in Gauteng hospitals which will change the outcomes. The data below refer to admitted patients with laboratory-confirmed COVID-19.



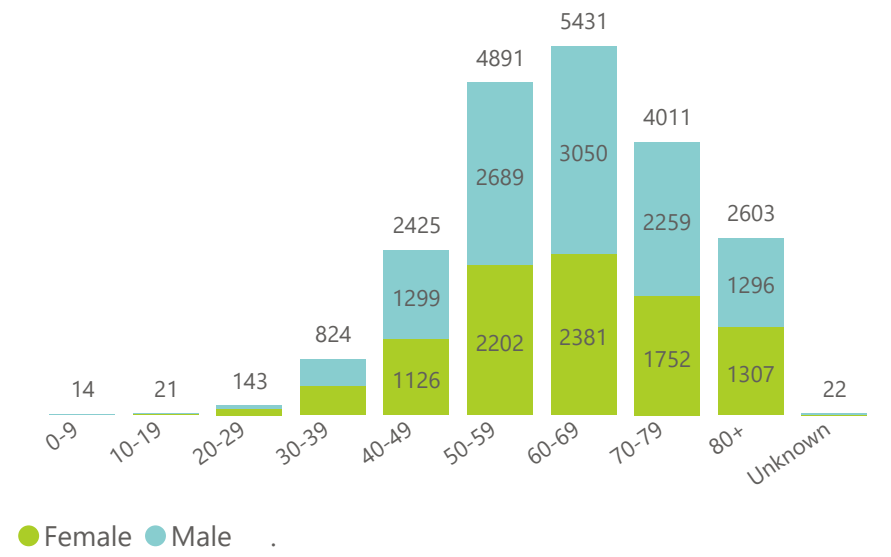
Hospital admissions of COVID-19 cases, by epidemiological week



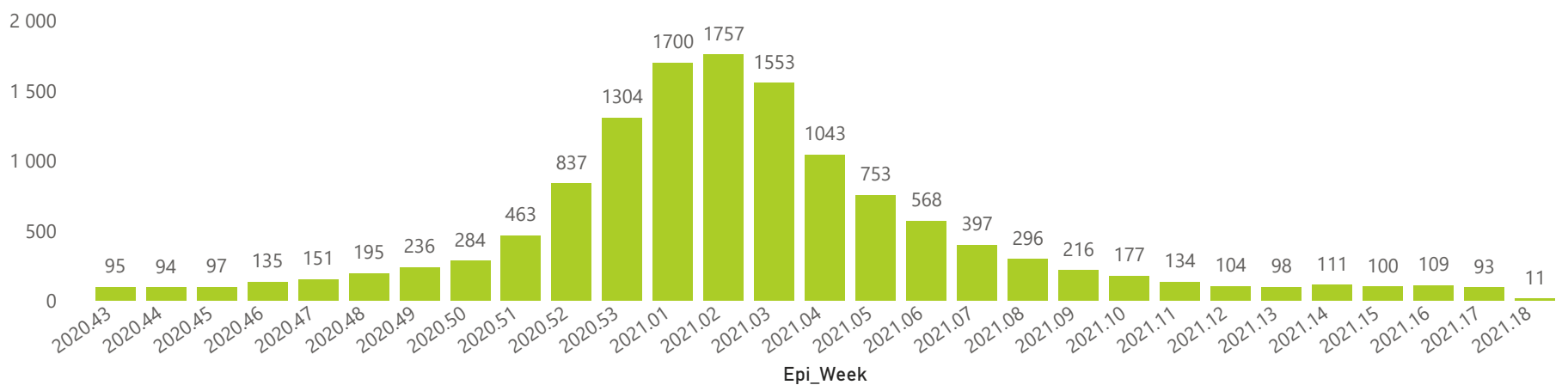
Admissions to date by age group and sex



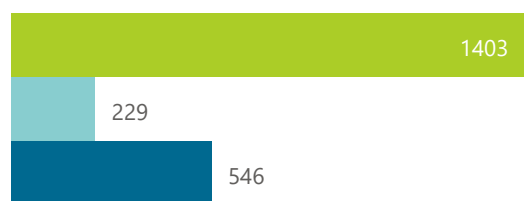
Deaths to date by age group and sex



Deaths by epidemiological week



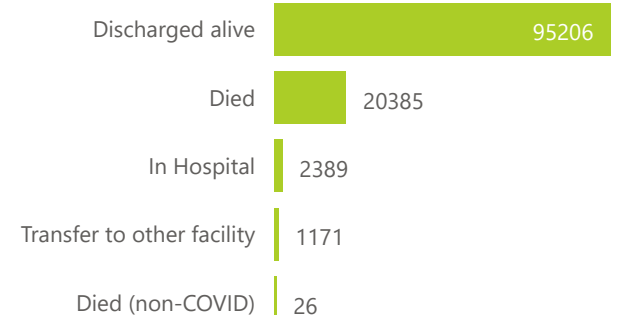
Ward of currently admitted patients



Interventions for currently admitted patients



Admissions to date by discharge type



● General Ward ● High Care ● Intensive Care Unit

● Currently Oxygenated ● Currently Ventilated

The number of reported admissions may change day-to-day as enrolled facilities back-capture historical data. The Western Cape government has been unable to provide daily data on patients who are on oxygen or ventilated. The data below refer to admitted patients with laboratory-confirmed COVID-19.

Summary of reported COVID-19 admissions by province

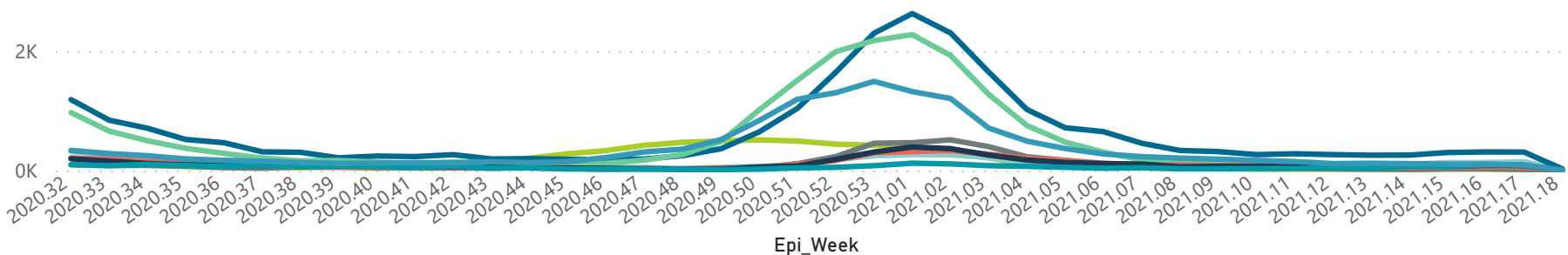
Province	Facilities Reporting	Admissions to Date	Died to Date	Discharged to date	Currently Admitted	Currently in ICU	Currently Ventilated	Currently Oxygenated	Admissions in Previous Day
Eastern Cape	18	9492	2282	7131	39	7	4	2	1
Free State	20	6806	1091	5399	227	37	27	41	15
Gauteng	91	37380	5851	30283	935	291	104	62	21
KwaZulu-Natal	46	27181	5072	21444	318	54	17	52	4
Limpopo	7	4457	981	3380	24	2	0	3	2
Mpumalanga	9	5208	745	4323	84	32	19	6	1
North West	12	6066	751	4909	127	29	18	44	5
Northern Cape	8	2599	341	2044	112	25	19	9	1
Total	252	119177	20385	95206	2178	546	227	248	51

Summary of reported COVID-19 admissions by hospital group

Hospital_Group	Facilities Reporting	Admissions to Date	Died to Date	Discharged to date	Currently Admitted	Currently in ICU	Currently Ventilated	Currently Oxygenated	Admissions in Previous Day
NHN	69	14000	2106	10854	198	19	15	123	12
Netcare	59	32668	6504	25391	585	190	49	7	14
Life Healthcare	50	26748	4490	21938	286	92	25	23	9
Mediclinic	48	30959	5203	25167	481	130	84	13	14
Lenmed	10	6461	792	5262	259	49	17	34	2
Clinix	6	1489	178	1116	160	38	27	11	0
JMH	5	1856	326	1467	34	0	0	8	0
Total	252	119177	20385	95206	2178	546	227	248	51

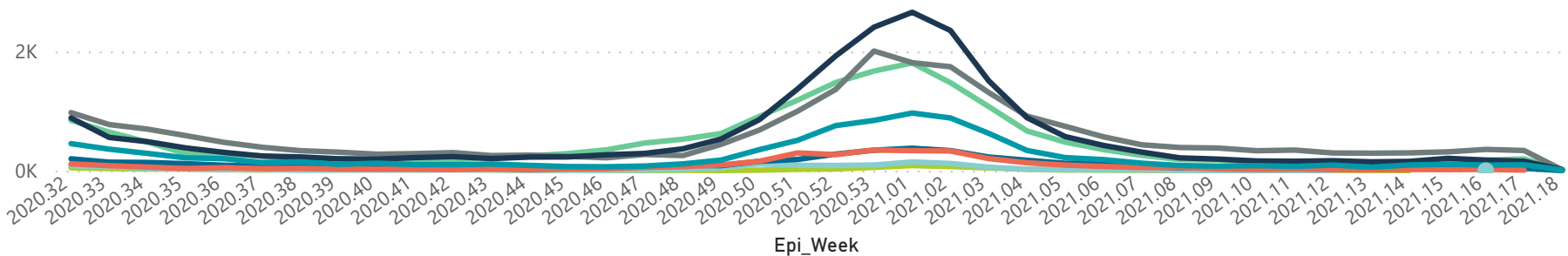
Hospital admissions by province

Province ● Eastern Cape ● Free State ● Gauteng ● KwaZulu-Natal ● Limpopo ● Mpumalanga ● North West ● Northern Cape ● Western Cape



Hospital admissions by hospital group

Group ● Clinix ● JMH ● Lenmed ● Life Healthcare ● Mediclinic ● Melomed ● Netcare ● NHN



Admissions by hospital group

Deaths by hospital group

