

21 October 2021

NICD National COVID-19 Hospital Surveillance

National

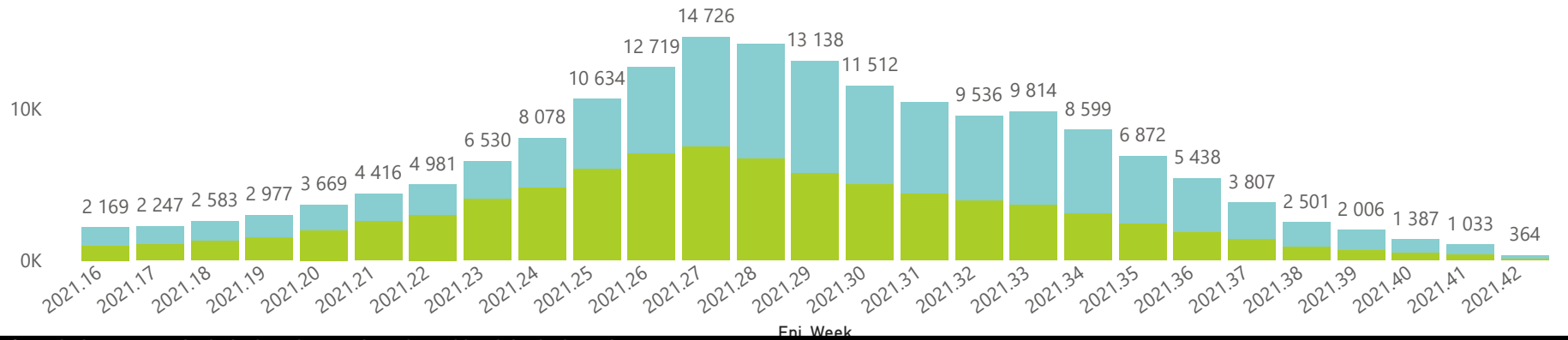


The number of reported admissions may change day-to-day as enrolled facilities back-capture historical data.
The Western Cape government has been unable to provide daily data on patients who are on oxygen or ventilated.
The data below refer to admitted patients who test positive for SARS-CoV-2 on PCR or antigen tests.

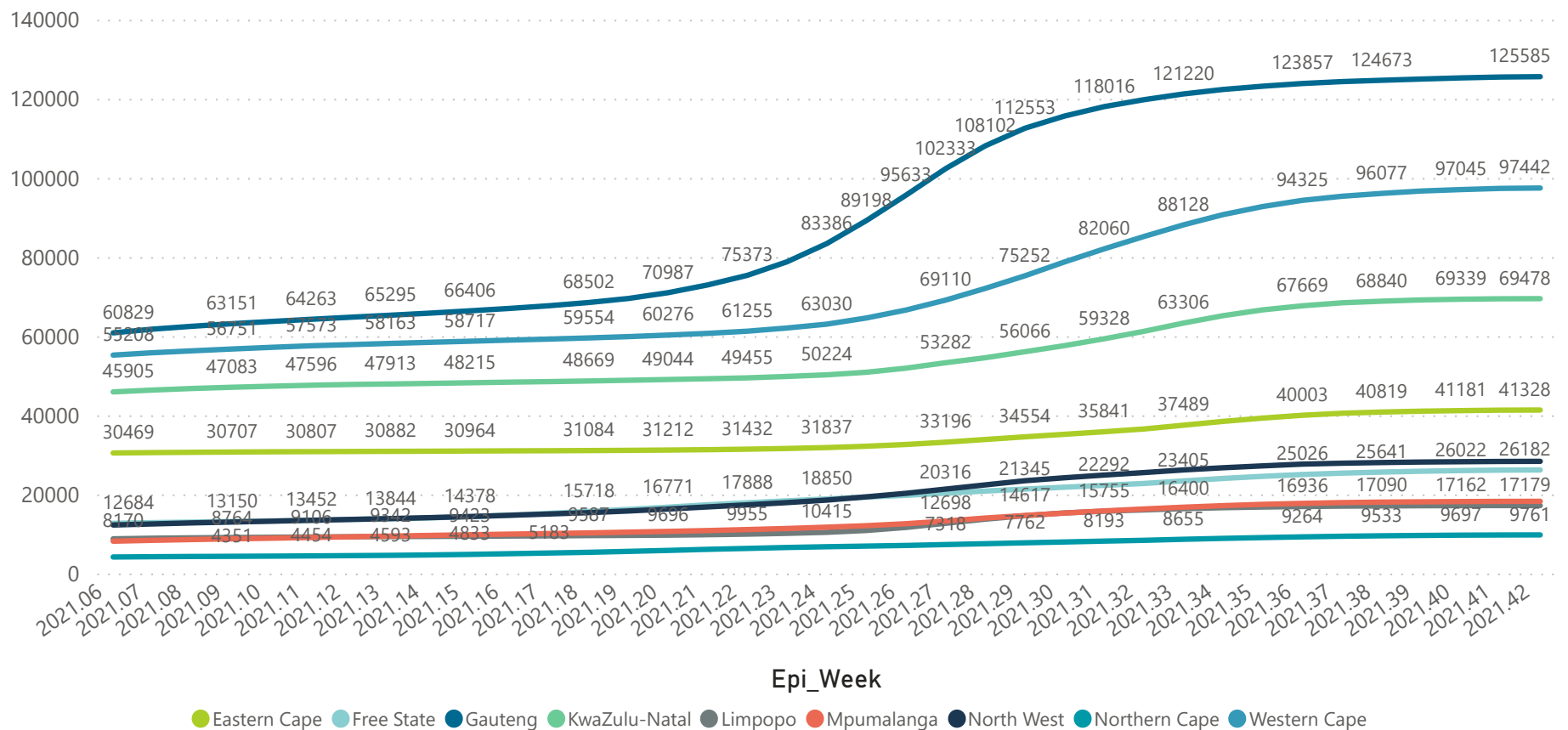


Hospital admissions of COVID-19 cases, by health sector, by epidemiological week

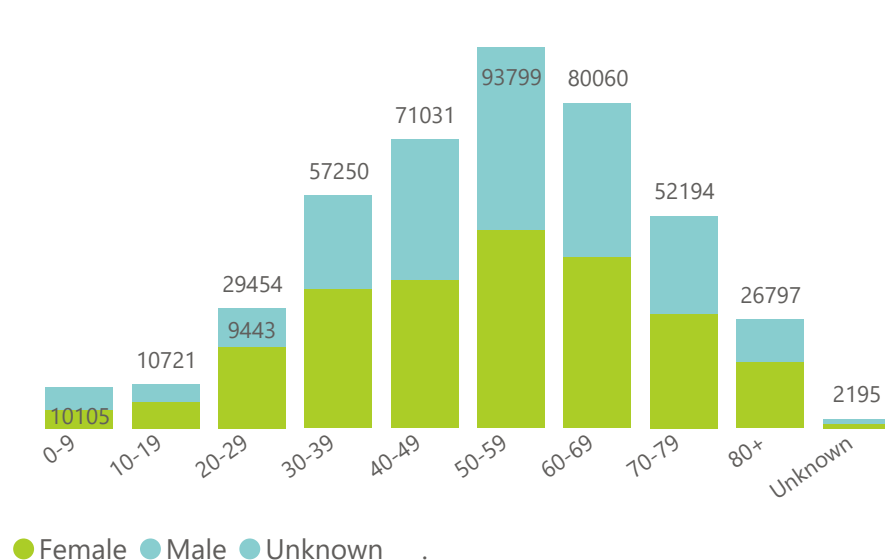
Private Public



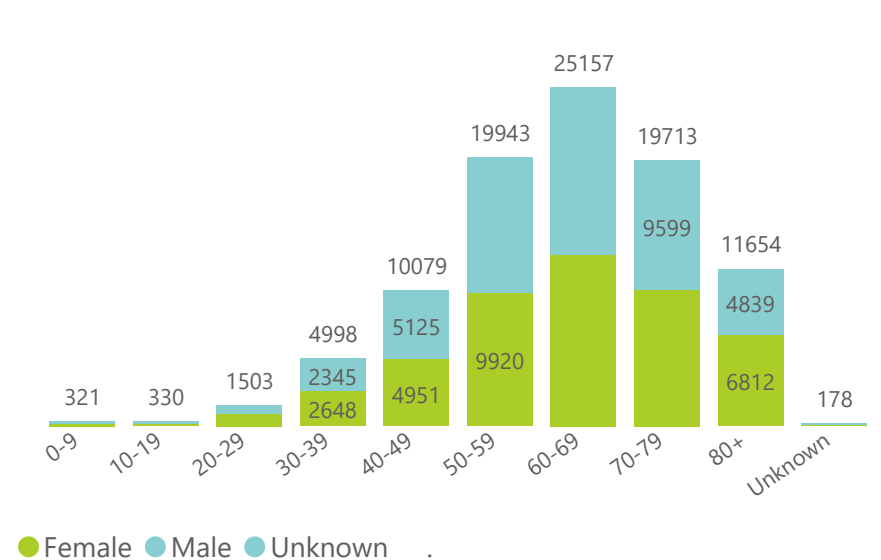
Cumulative reported admissions by province, by epidemiological week



Admissions to date by age group and sex



Deaths to date by age group and sex



21 October 2021

NICD National COVID-19 Hospital Surveillance

National



The number of reported admissions may change day-to-day as enrolled facilities back-capture historical data.
The Western Cape government has been unable to provide daily data on patients who are on oxygen or ventilated.
The data below refer to admitted patients who test positive for SARS-CoV-2 on PCR or antigen tests.



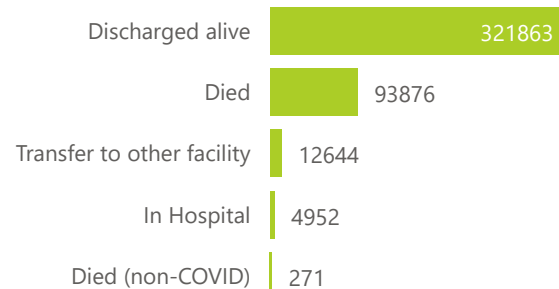
Ward of currently admitted patients



Interventions for currently admitted patients



Admissions to date by discharge type

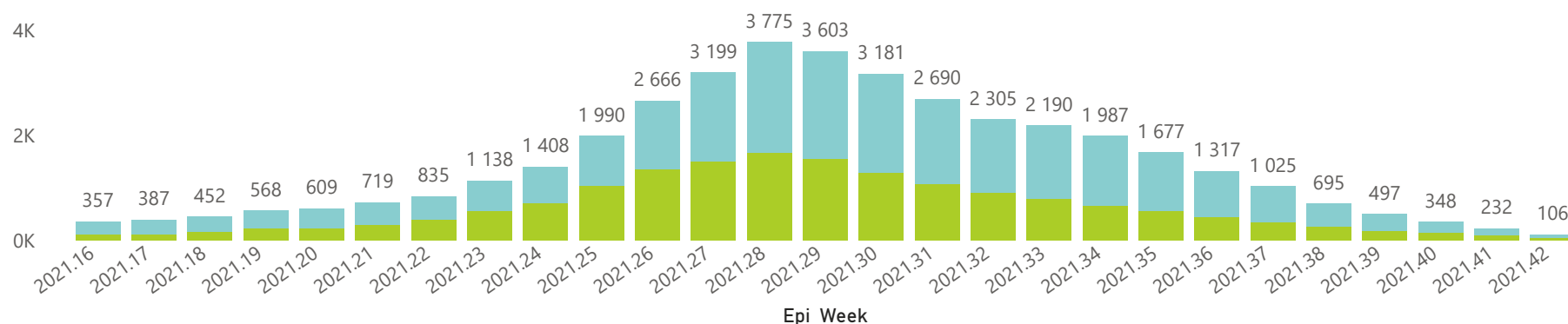


● General Ward ● High Care ● Intensive Care Unit

● Currently Oxygenated ● Currently Ventilated

Deaths by epidemiological week and sector

● Private ● Public



Summary of reported COVID-19 admissions by province, by sector

Province	Facilities Reporting	Admissions to Date	Died to Date	Discharged to date	Currently Admitted	Currently in ICU	Currently Ventilated	Currently Oxygenated	Admissions in Previous Day
Eastern Cape	104	41329	12110	27063	287	23	31	45	7
Private	18	13168	3162	9854	81	23	8	6	1
Public	86	28161	8948	17209	206	0	23	39	6
Free State	55	26182	5543	18539	188	33	20	59	5
Private	20	11915	2112	9538	95	31	18	11	0
Public	35	14267	3431	9001	93	2	2	48	5
Gauteng	134	125593	27515	93699	1509	233	113	142	15
Private	94	72464	13650	57113	1102	221	102	67	8
Public	40	53129	13865	36586	407	12	11	75	7
KwaZulu-Natal	117	69484	15586	50333	662	96	33	160	9
Private	47	37347	6865	29682	385	87	30	59	5
Public	70	32137	8721	20651	277	9	3	101	4
Limpopo	48	17179	4824	11728	66	4	2	20	0
Private	7	7629	1635	5820	38	2	0	2	0
Public	41	9550	3189	5908	28	2	2	18	0
Mpumalanga	40	18253	4477	13224	85	21	12	20	4
Private	9	9517	1580	7817	39	18	8	4	1
Public	31	8736	2897	5407	46	3	4	16	3
North West	30	28356	4427	21607	154	12	6	57	5
Private	13	10819	1601	8711	77	11	6	14	0
Public	17	17537	2826	12896	77	1	0	43	5
Northern Cape	35	9761	2231	6970	69	20	18	17	1
Private	6	4680	777	3646	43	19	14	1	0
Public	29	5081	1454	3324	26	1	4	16	1
Western Cape	103	97469	17163	78700	1393	178	58	37	16
Private	44	32857	5665	26332	717	137	58	37	5
Public	59	64612	11498	52368	676	41			11
Total	666	433606	93876	321863	4413	620	293	557	62

21 October 2021

NICD National COVID-19 Hospital Surveillance

National



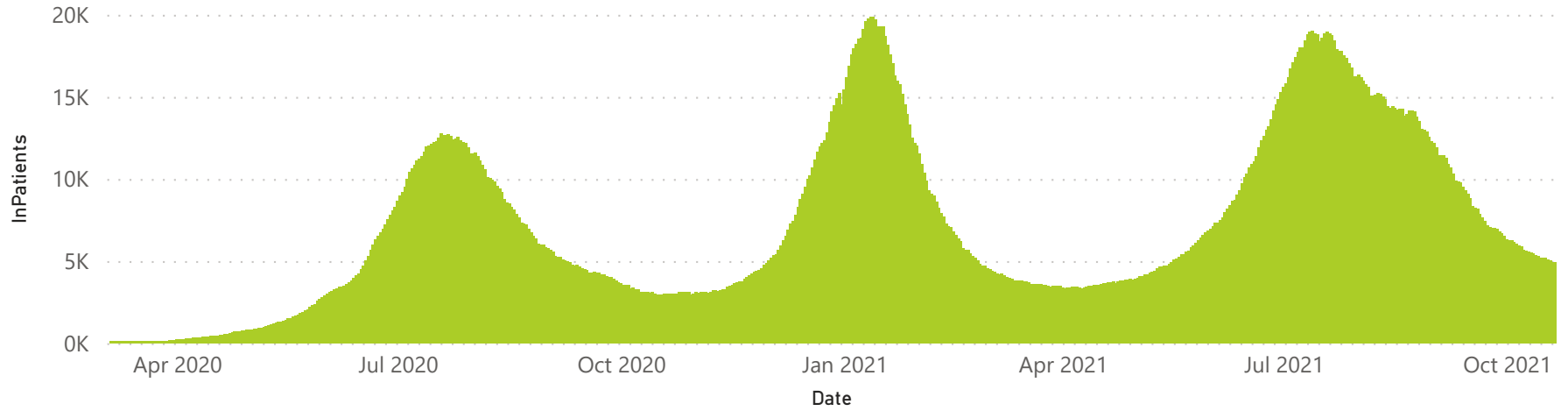
The number of reported admissions may change day-to-day as enrolled facilities back-capture historical data.
 The Western Cape government has been unable to provide daily data on patients who are on oxygen or ventilated.
 The data below refer to admitted patients who test positive for SARS-CoV-2 on PCR or antigen tests.



Summary of reported COVID-19 admissions by province, by sector

Sector	Facilities Reporting	Admissions to Date	Died to Date	Discharged to date	Currently Admitted	Currently in ICU	Currently Ventilated	Currently Oxygenated	Admissions in Previous Day
Private	258	200396	37047	158513	2577	549	244	201	20
Public	408	233210	56829	163350	1836	71	49	356	42
Total	666	433606	93876	321863	4413	620	293	557	62

Daily current In-Patients over time



21 October 2021

NICD National COVID-19 Hospital Surveillance

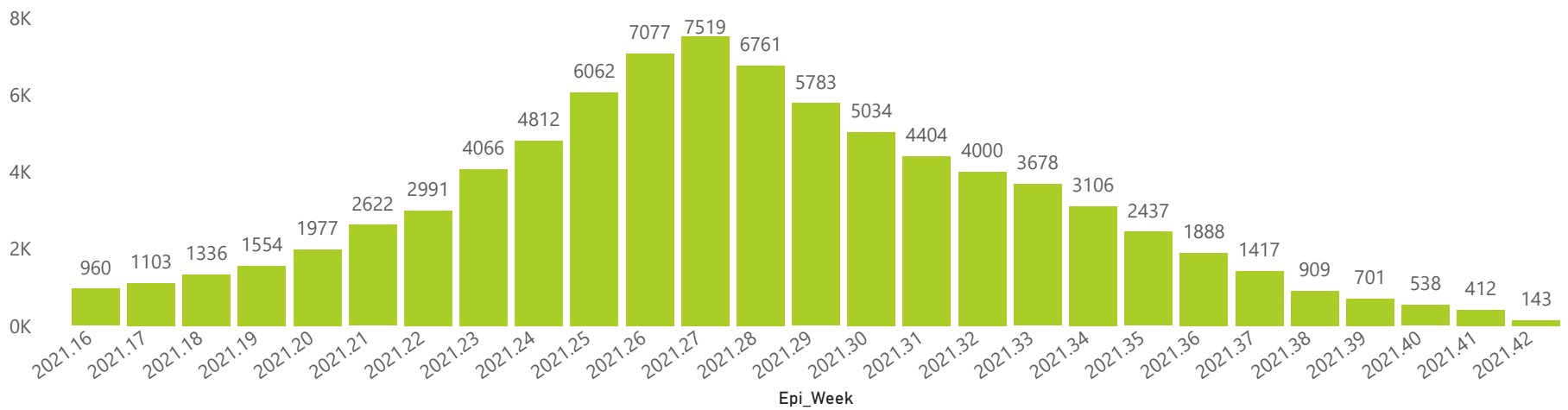
Private



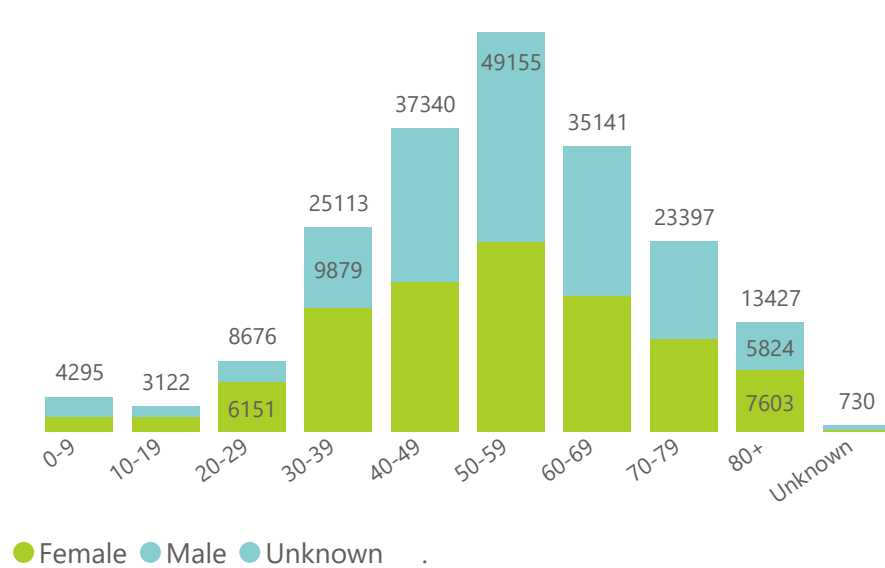
The number of reported admissions may change day-to-day as enrolled facilities back-capture historical data.
The data below refer to admitted patients who test positive for SARS-CoV-2 on PCR or antigen tests.



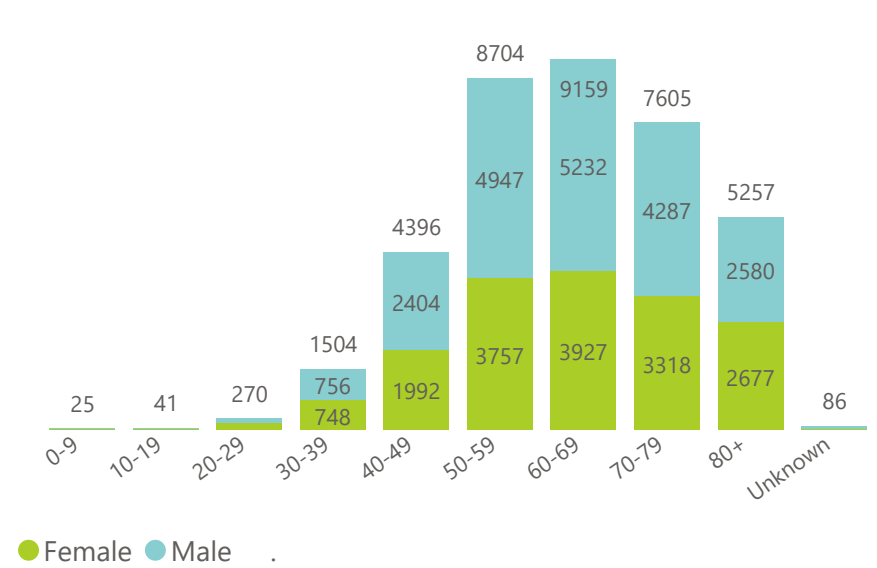
Hospital admissions of COVID-19 cases, by epidemiological week



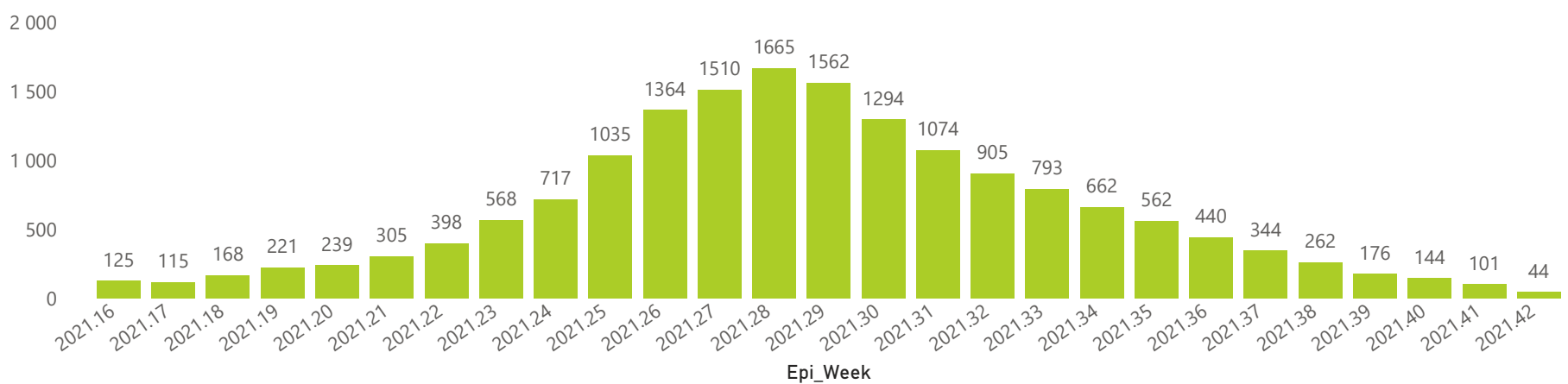
Admissions to date by age group and sex



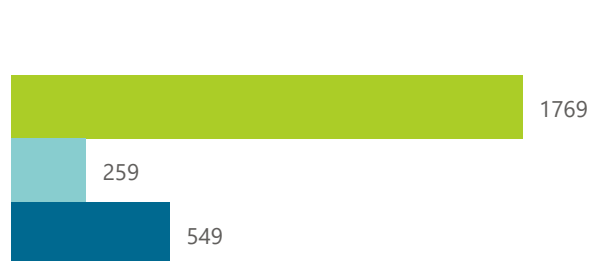
Deaths to date by age group and sex



Deaths by epidemiological week



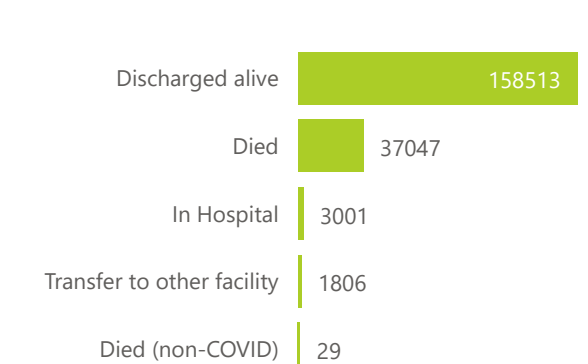
Ward of currently admitted patients



Interventions for currently admitted patients



Admissions to date by discharge type



● General Ward ● High Care ● Intensive Care Unit

● Currently Oxygenated ● Currently Ventilated

The number of reported admissions may change day-to-day as enrolled facilities back-capture historical data.
The data below refer to admitted patients who test positive for SARS-CoV-2 on PCR or antigen tests.

Summary of reported COVID-19 admissions by province

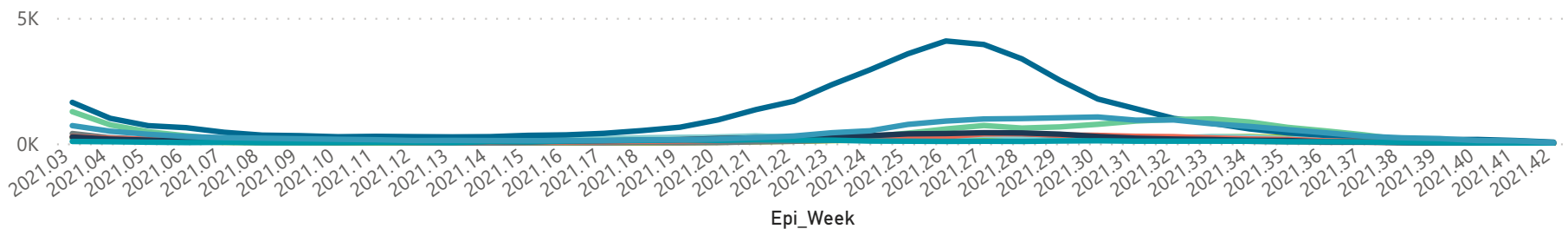
Province	Facilities Reporting	Admissions to Date	Died to Date	Discharged to date	Currently Admitted	Currently in ICU	Currently Ventilated	Currently Oxygenated	Admissions in Previous Day
Eastern Cape	18	13168	3162	9854	81	23	8	6	1
Free State	20	11915	2112	9538	95	31	18	11	0
Gauteng	94	72464	13650	57113	1102	221	102	67	8
KwaZulu-Natal	47	37347	6865	29682	385	87	30	59	5
Limpopo	7	7629	1635	5820	38	2	0	2	0
Mpumalanga	9	9517	1580	7817	39	18	8	4	1
North West	13	10819	1601	8711	77	11	6	14	0
Northern Cape	6	4680	777	3646	43	19	14	1	0
Western Cape	44	32857	5665	26332	717	137	58	37	5
Total	258	200396	37047	158513	2577	549	244	201	20

Summary of reported COVID-19 admissions by hospital group

Hospital_Group	Facilities Reporting	Admissions to Date	Died to Date	Discharged to date	Currently Admitted	Currently in ICU	Currently Ventilated	Currently Oxygenated	Admissions in Previous Day
NHN	69	21896	3510	17000	192	30	17	77	1
Netcare	61	56389	12404	42547	1010	172	44	7	7
Mediclinic	51	55044	9932	44717	264	67	43	21	6
Life Healthcare	50	45322	8022	37023	227	97	21	21	6
Lenmed	11	10145	1346	8272	218	68	61	20	0
Clinix	6	1762	288	1363	73	16	11	8	0
Melomed	5	7254	1141	5539	542	95	44	29	0
JMH	4	2409	403	1894	47	4	3	18	0
Independent	1	175	1	158	4	0	0	0	0
Total	258	200396	37047	158513	2577	549	244	201	20

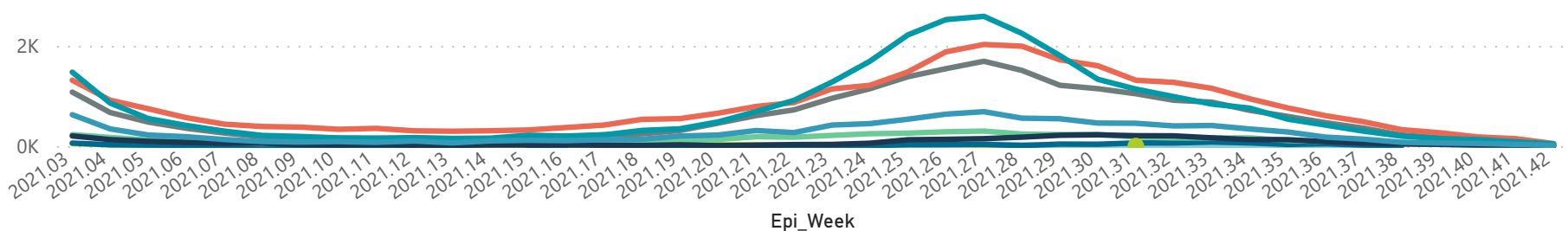
Hospital admissions by province

Province ● Eastern Cape ● Free State ● Gauteng ● KwaZulu-Natal ● Limpopo ● Mpumalanga ● North West ● Northern Cape ● Western Cape



Hospital admissions by hospital group

Group ● Clinix ● Independent ● JMH ● Lenmed ● Life Healthcare ● Mediclinic ● Melomed ● Netcare ● NHN



Admissions by hospital group

Deaths by hospital group

