

02 November 2021

NICD National COVID-19 Hospital Surveillance

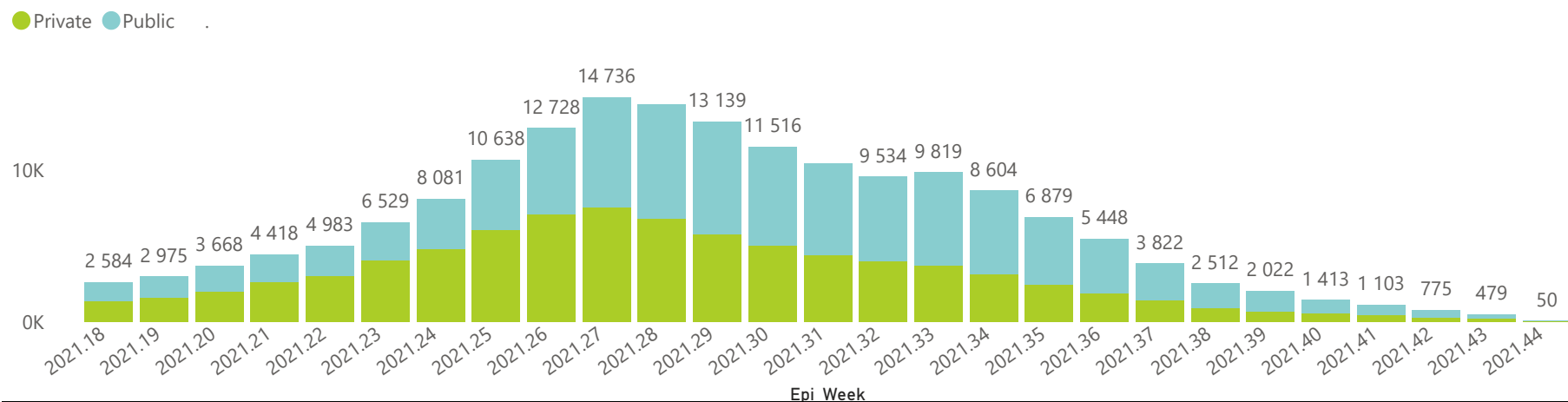
National



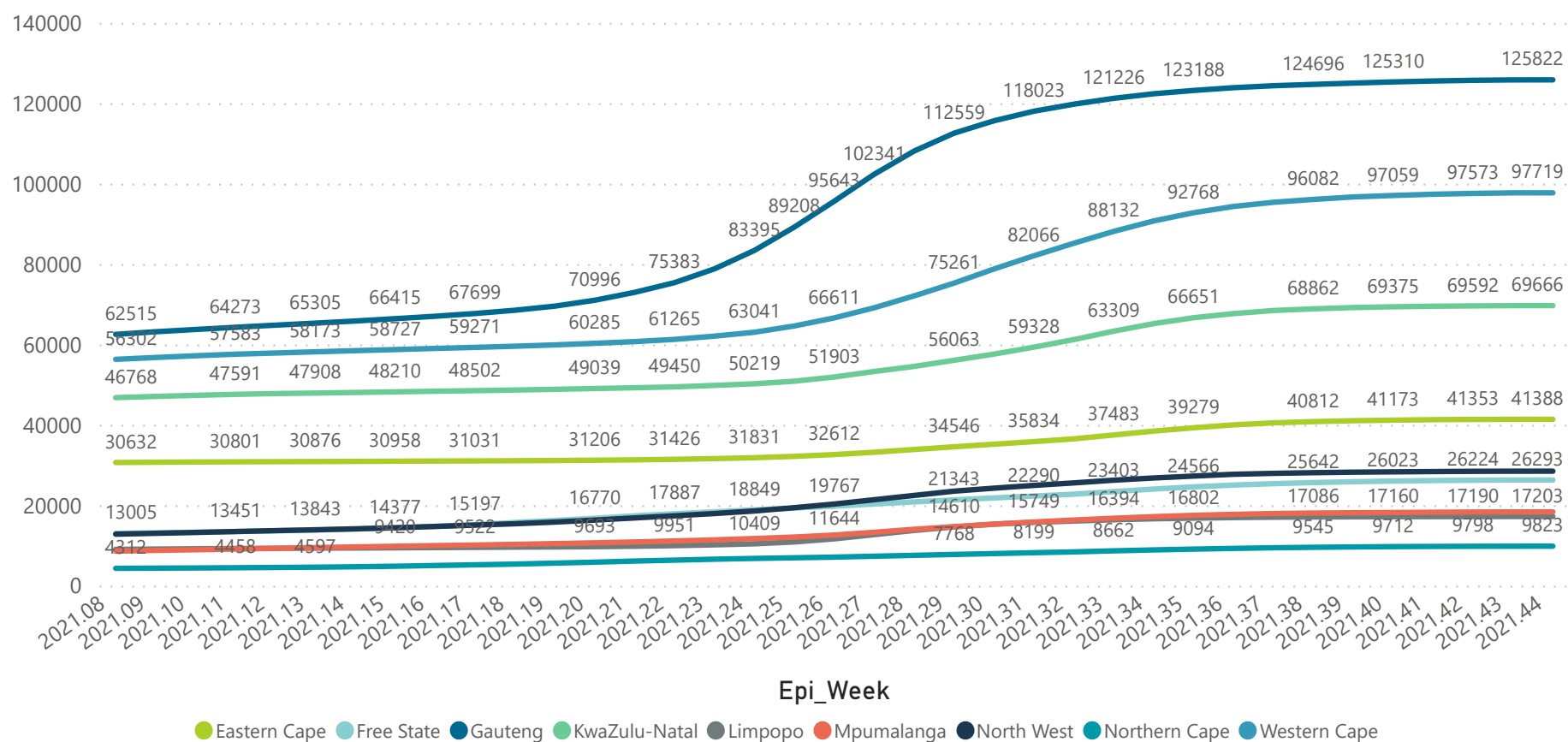
The number of reported admissions may change day-to-day as enrolled facilities back-capture historical data.
The Western Cape government has been unable to provide daily data on patients who are on oxygen or ventilated.
The data below refer to admitted patients who test positive for SARS-CoV-2 on PCR or antigen tests.



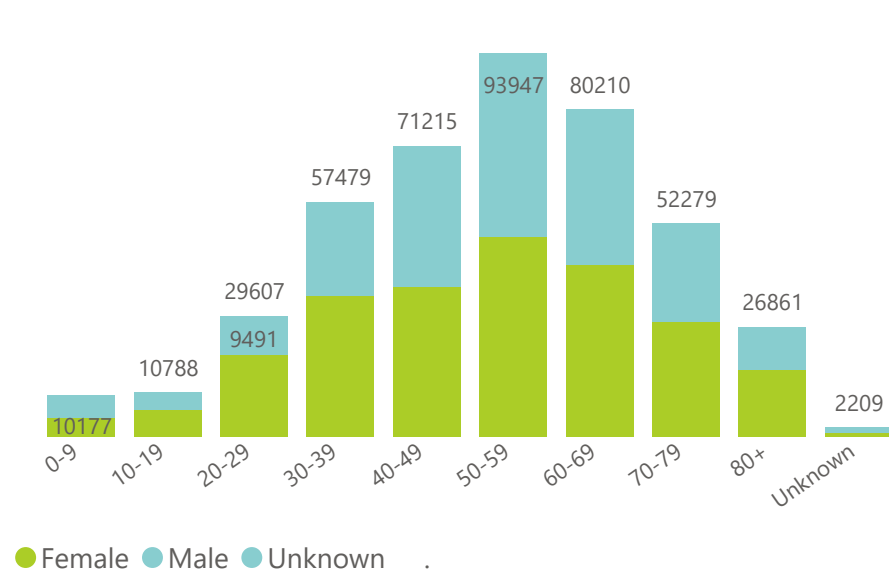
Hospital admissions of COVID-19 cases, by health sector, by epidemiological week



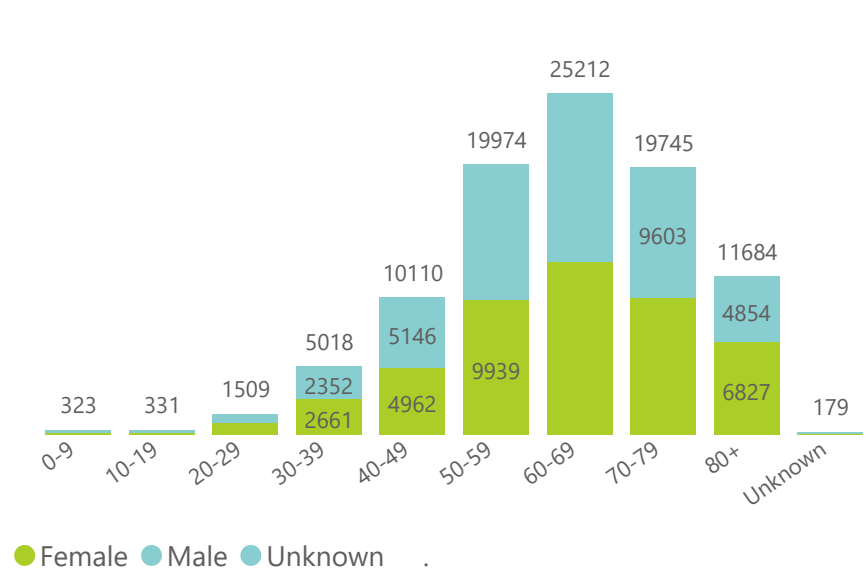
Cumulative reported admissions by province, by epidemiological week



Admissions to date by age group and sex



Deaths to date by age group and sex



02 November 2021

NICD National COVID-19 Hospital Surveillance

National



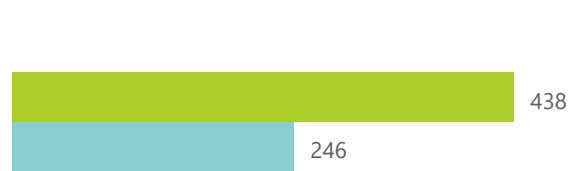
The number of reported admissions may change day-to-day as enrolled facilities back-capture historical data.
The Western Cape government has been unable to provide daily data on patients who are on oxygen or ventilated.
The data below refer to admitted patients who test positive for SARS-CoV-2 on PCR or antigen tests.



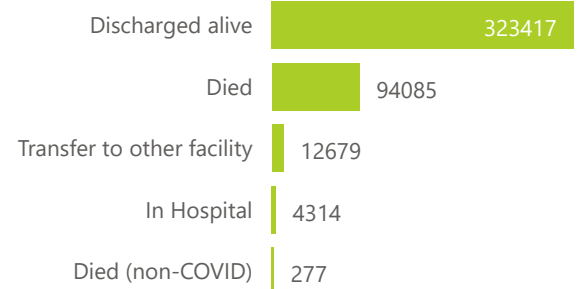
Ward of currently admitted patients



Interventions for currently admitted patients



Admissions to date by discharge type

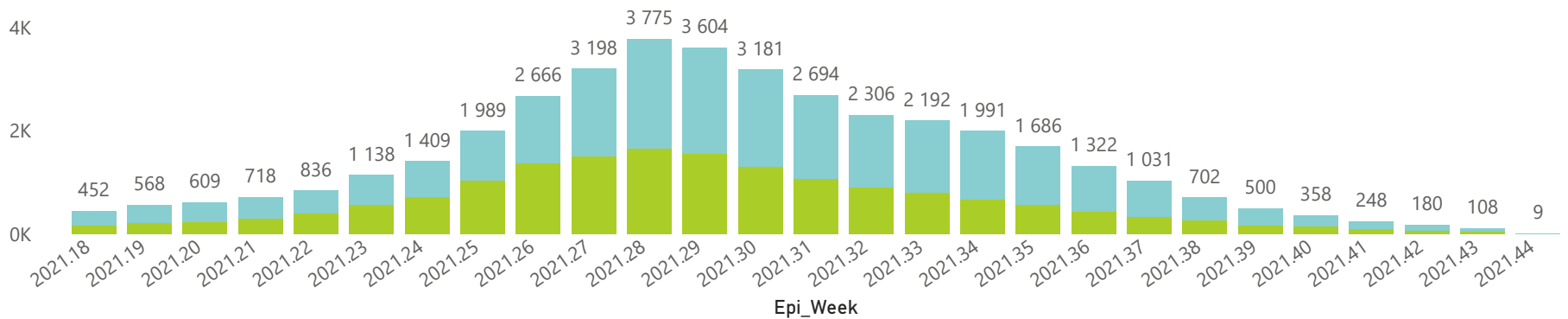


● General Ward ● High Care ● Intensive Care Unit

● Currently Oxygenated ● Currently Ventilated

Deaths by epidemiological week and sector

● Private ● Public



Summary of reported COVID-19 admissions by province, by sector

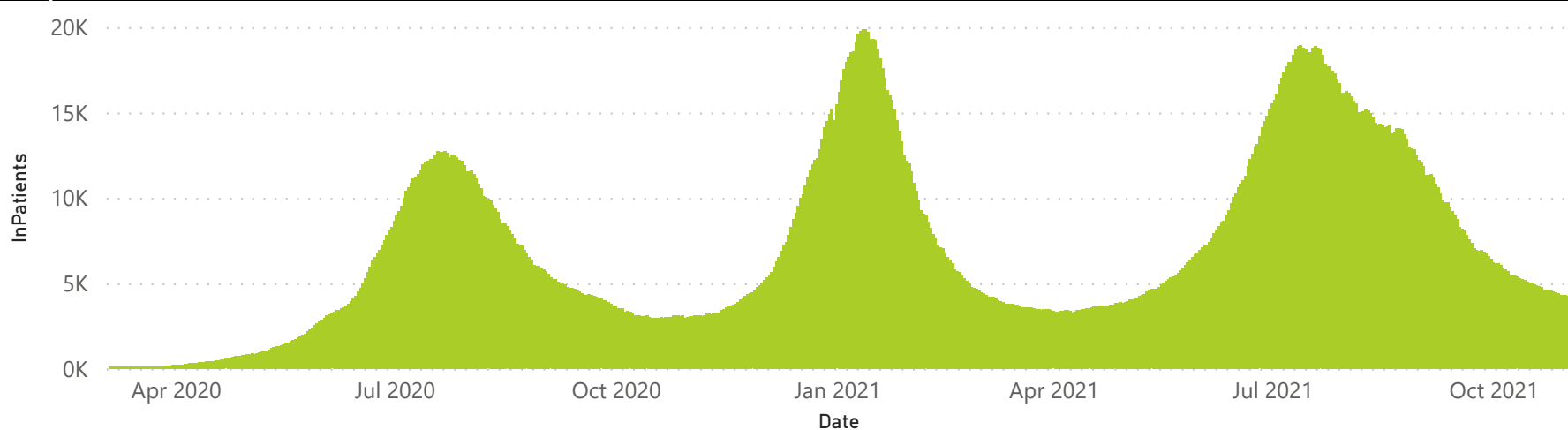
Province	Facilities Reporting	Admissions to Date	Died to Date	Discharged to date	Currently Admitted	Currently in ICU	Currently Ventilated	Currently Oxygenated	Admissions in Previous Day
Eastern Cape	104	41389	12156	27186	181	11	15	29	4
Private	18	13198	3172	9891	64	11	4	5	3
Public	86	28191	8984	17295	117	0	11	24	1
Free State	55	26293	5565	18674	128	22	14	38	3
Private	20	11941	2117	9585	68	19	10	11	0
Public	35	14352	3448	9089	60	3	4	27	3
Gauteng	134	125830	27579	93975	1398	202	99	117	4
Private	94	72564	13671	57255	1040	190	88	59	4
Public	40	53266	13908	36720	358	12	11	58	0
KwaZulu-Natal	117	69672	15637	50587	549	86	30	136	5
Private	47	37405	6879	29783	335	77	27	51	3
Public	70	32267	8758	20804	214	9	3	85	2
Limpopo	48	17203	4832	11751	56	4	2	20	1
Private	7	7626	1637	5827	26	2	1	1	0
Public	41	9577	3195	5924	30	2	1	19	1
Mpumalanga	40	18336	4496	13311	53	7	6	9	1
Private	9	9549	1588	7852	27	5	4	0	1
Public	31	8787	2908	5459	26	2	2	9	0
North West	30	28480	4439	21750	116	9	8	41	1
Private	13	10832	1604	8735	60	9	7	10	0
Public	17	17648	2835	13015	56	0	1	31	1
Northern Cape	35	9823	2244	7036	50	17	12	15	2
Private	6	4704	782	3675	31	16	11	1	0
Public	29	5119	1462	3361	19	1	1	14	2
Western Cape	103	97746	17137	79147	1249	160	60	33	2
Private	44	32933	5679	26444	666	126	60	33	1
Public	59	64813	11458	52703	583	34			1
Total	666	434772	94085	323417	3780	518	246	438	23

The number of reported admissions may change day-to-day as enrolled facilities back-capture historical data.
The Western Cape government has been unable to provide daily data on patients who are on oxygen or ventilated.
The data below refer to admitted patients who test positive for SARS-CoV-2 on PCR or antigen tests.

Summary of reported COVID-19 admissions by province, by sector

Sector	Facilities Reporting	Admissions to Date	Died to Date	Discharged to date	Currently Admitted	Currently in ICU	Currently Ventilated	Currently Oxygenated	Admissions in Previous Day
Private	258	200752	37129	159047	2317	455	212	171	12
Public	408	234020	56956	164370	1463	63	34	267	11
Total	666	434772	94085	323417	3780	518	246	438	23

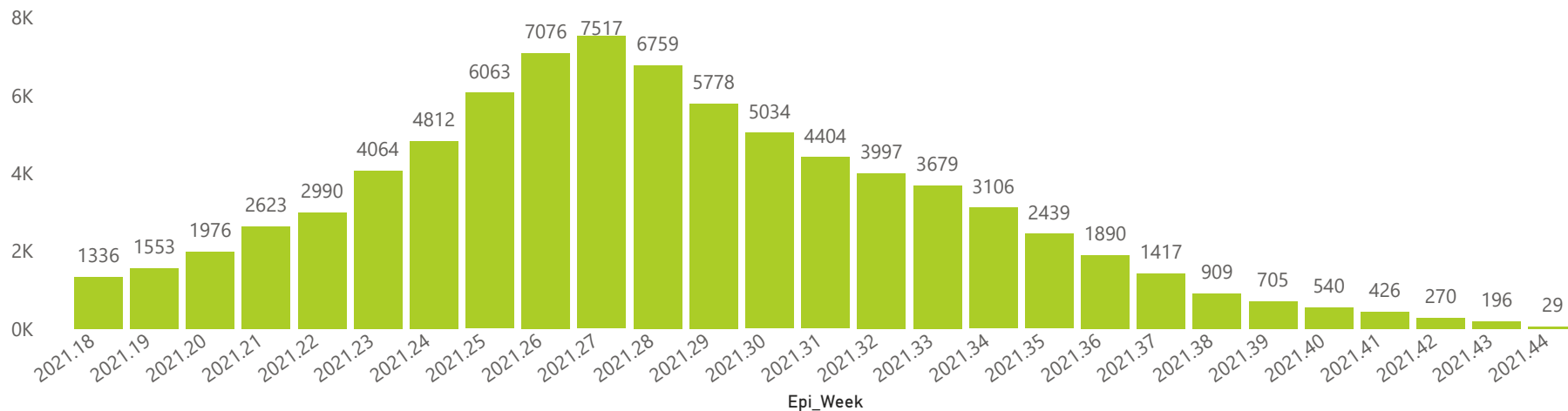
Daily current In-Patients over time



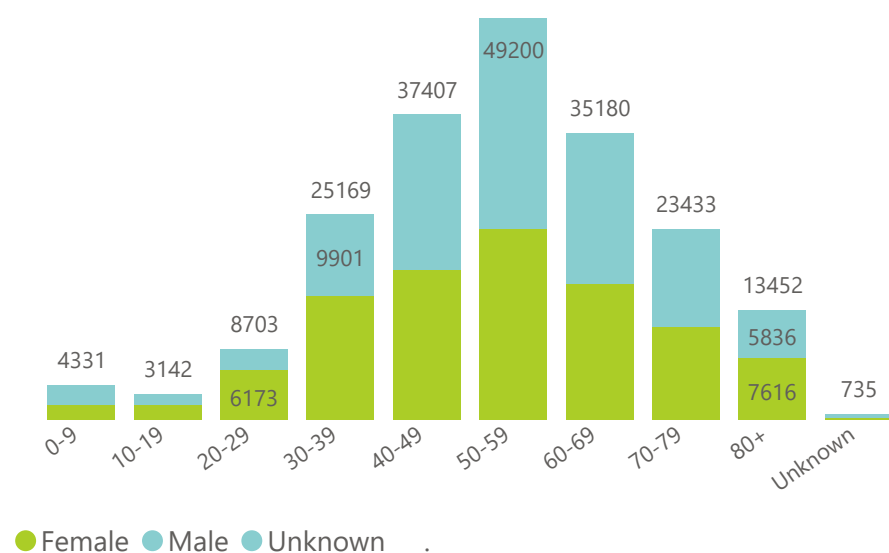
The number of reported admissions may change day-to-day as enrolled facilities back-capture historical data.

The data below refer to admitted patients who test positive for SARS-CoV-2 on PCR or antigen tests.

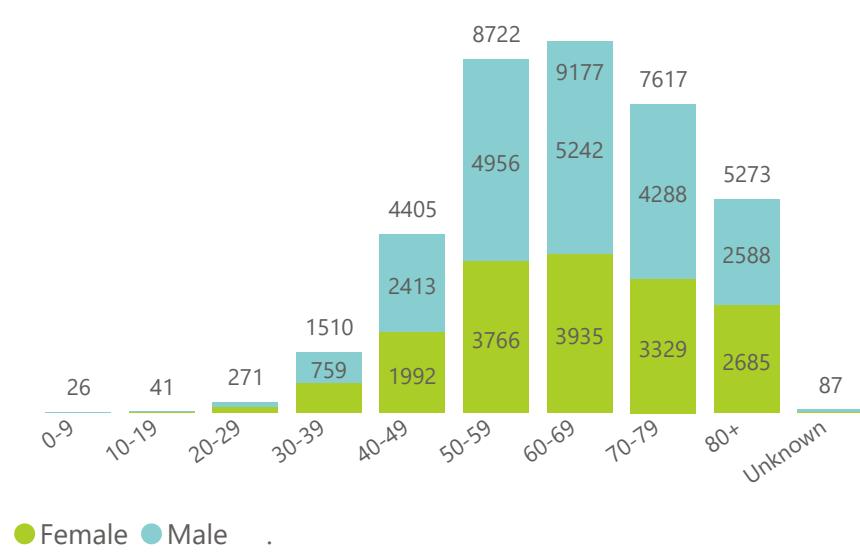
Hospital admissions of COVID-19 cases, by epidemiological week



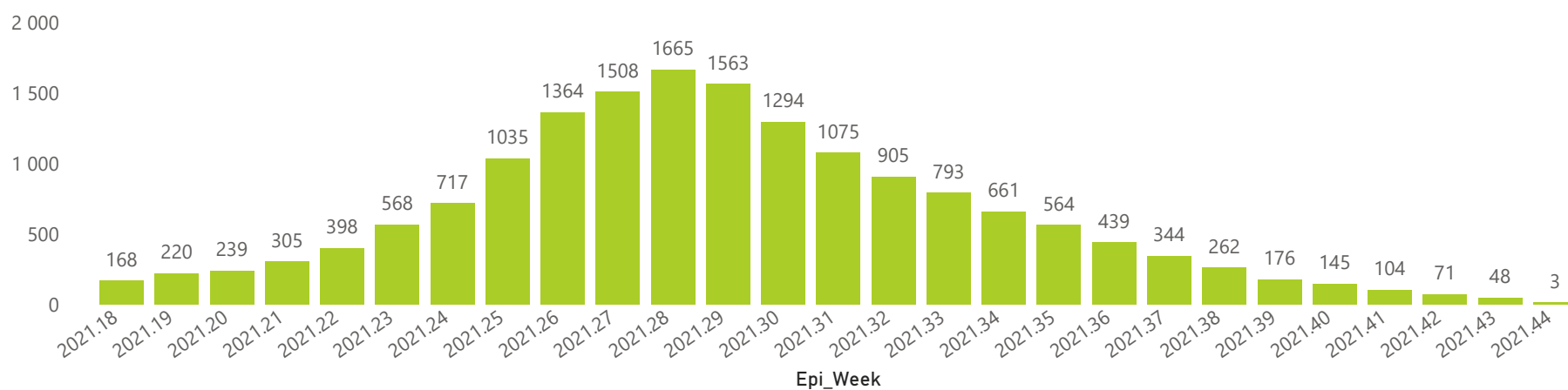
Admissions to date by age group and sex



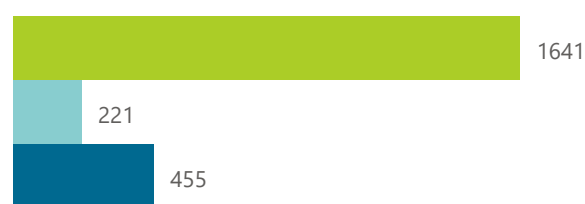
Deaths to date by age group and sex



Deaths by epidemiological week



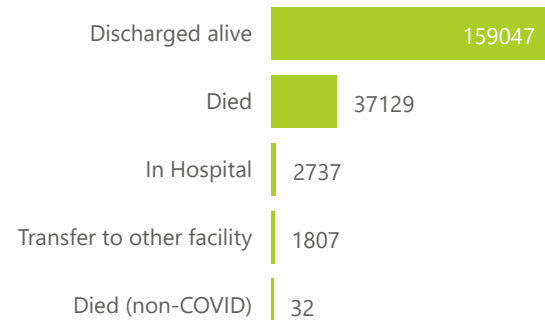
Ward of currently admitted patients



Interventions for currently admitted patients



Admissions to date by discharge type



The number of reported admissions may change day-to-day as enrolled facilities back-capture historical data.
The data below refer to admitted patients who test positive for SARS-CoV-2 on PCR or antigen tests.

Summary of reported COVID-19 admissions by province

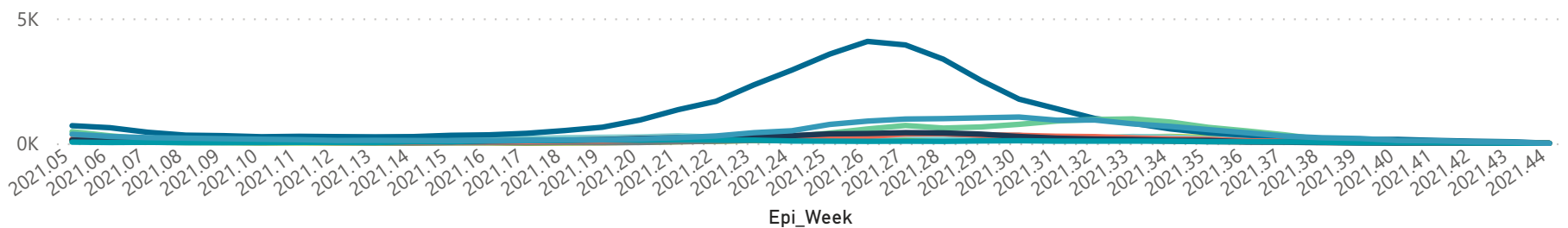
Province	Facilities Reporting	Admissions to Date	Died to Date	Discharged to date	Currently Admitted	Currently in ICU	Currently Ventilated	Currently Oxygenated	Admissions in Previous Day
Eastern Cape	18	13198	3172	9891	64	11	4	5	3
Free State	20	11941	2117	9585	68	19	10	11	0
Gauteng	94	72564	13671	57255	1040	190	88	59	4
KwaZulu-Natal	47	37405	6879	29783	335	77	27	51	3
Limpopo	7	7626	1637	5827	26	2	1	1	0
Mpumalanga	9	9549	1588	7852	27	5	4	0	1
North West	13	10832	1604	8735	60	9	7	10	0
Northern Cape	6	4704	782	3675	31	16	11	1	0
Total	258	200752	37129	159047	2317	455	212	171	12

Summary of reported COVID-19 admissions by hospital group

Hospital_Group	Facilities Reporting	Admissions to Date	Died to Date	Discharged to date	Currently Admitted	Currently in ICU	Currently Ventilated	Currently Oxygenated	Admissions in Previous Day
NHN	69	21913	3515	17051	159	15	11	64	2
Netcare	61	56477	12425	42650	974	163	37	7	2
Mediclinic	51	55157	9956	44924	145	34	28	5	1
Life Healthcare	50	45424	8050	37154	169	64	22	21	7
Lenmed	11	10170	1349	8301	209	67	58	20	0
Clinix	6	1759	287	1363	69	14	9	8	0
Melomed	5	7265	1143	5550	540	93	44	27	0
JMH	4	2412	403	1896	48	5	3	19	0
Total	258	200752	37129	159047	2317	455	212	171	12

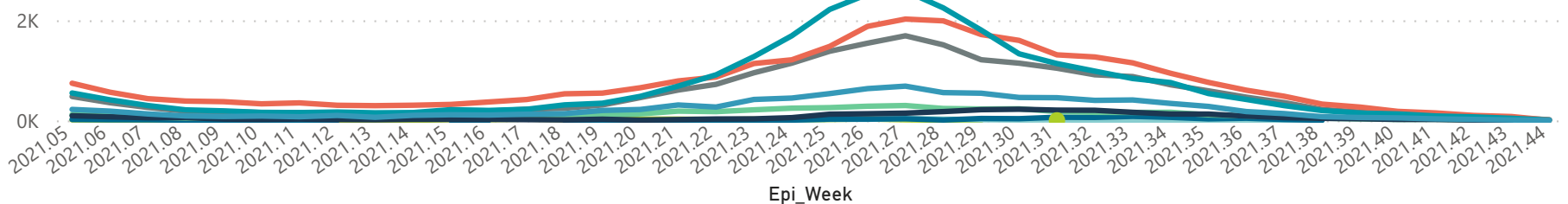
Hospital admissions by province

Province ● Eastern Cape ● Free State ● Gauteng ● KwaZulu-Natal ● Limpopo ● Mpumalanga ● North West ● Northern Cape ● Western Cape



Hospital admissions by hospital group

Group ● Clinix ● Independent ● JMH ● Lenmed ● Life Healthcare ● Mediclinic ● Melomed ● Netcare ● NHN



Admissions by hospital group

Deaths by hospital group

