

24 November 2021

NICD National COVID-19 Hospital Surveillance

National

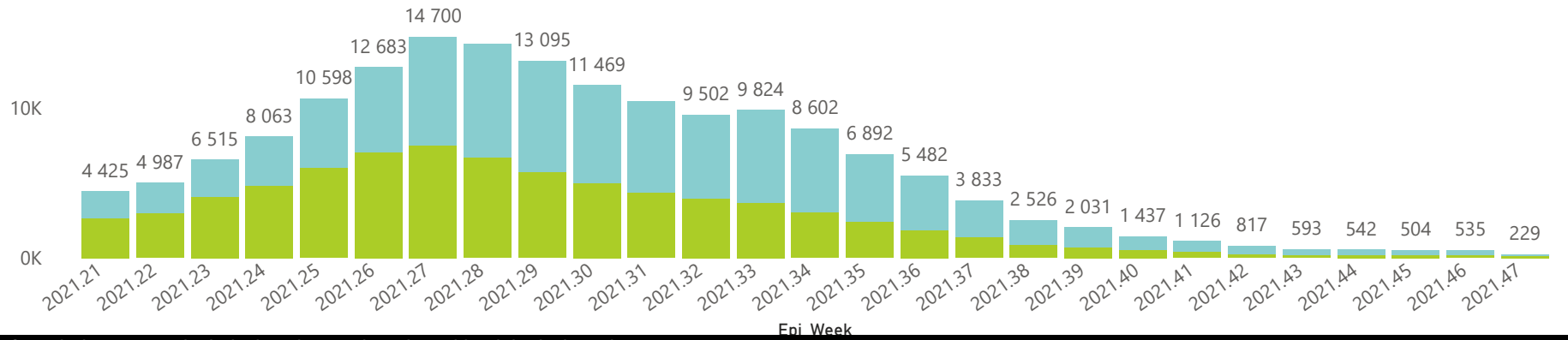


The number of reported admissions may change day-to-day as enrolled facilities back-capture historical data.
The Western Cape government has been unable to provide daily data on patients who are on oxygen or ventilated.
The data below refer to admitted patients who test positive for SARS-CoV-2 on PCR or antigen tests.

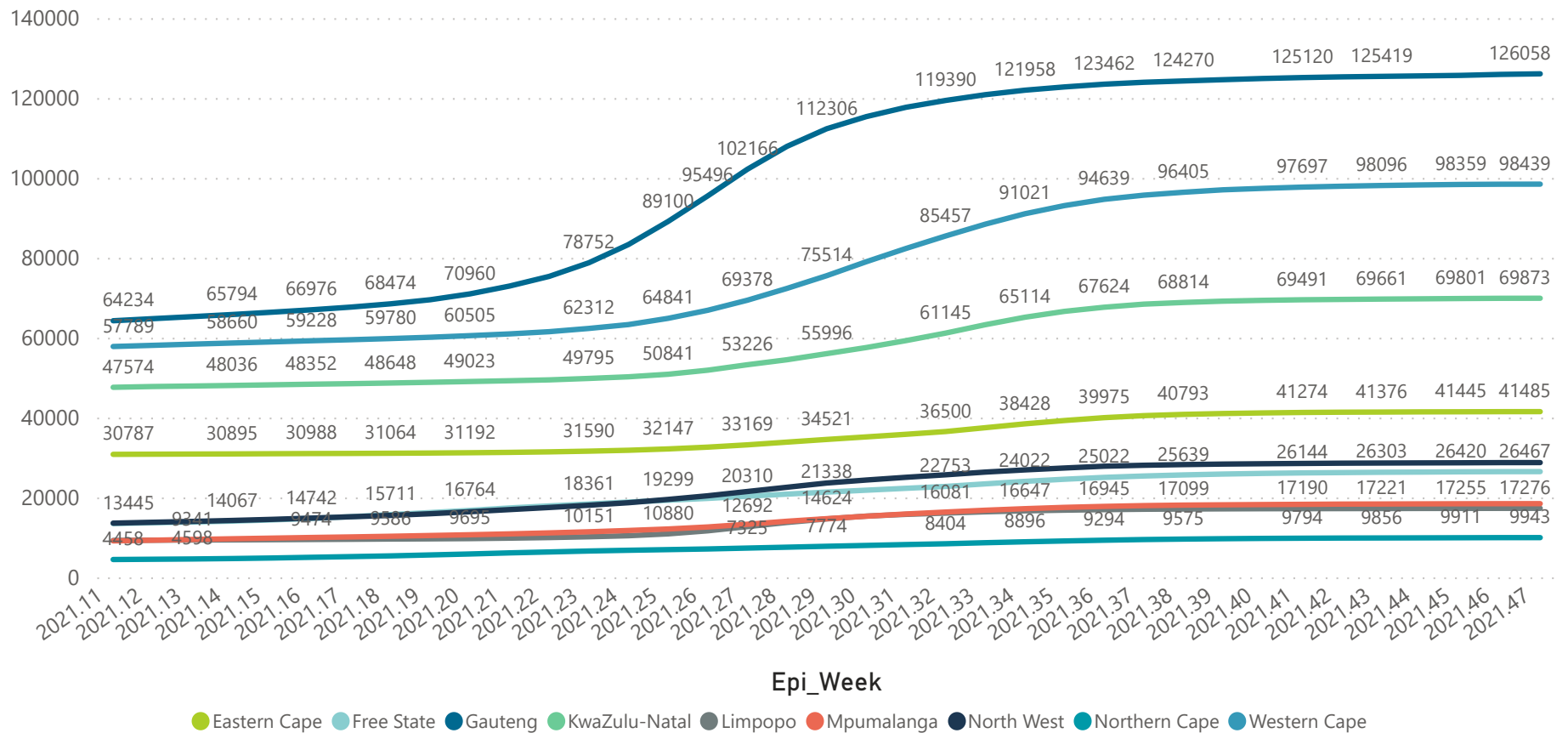


Hospital admissions of COVID-19 cases, by health sector, by epidemiological week

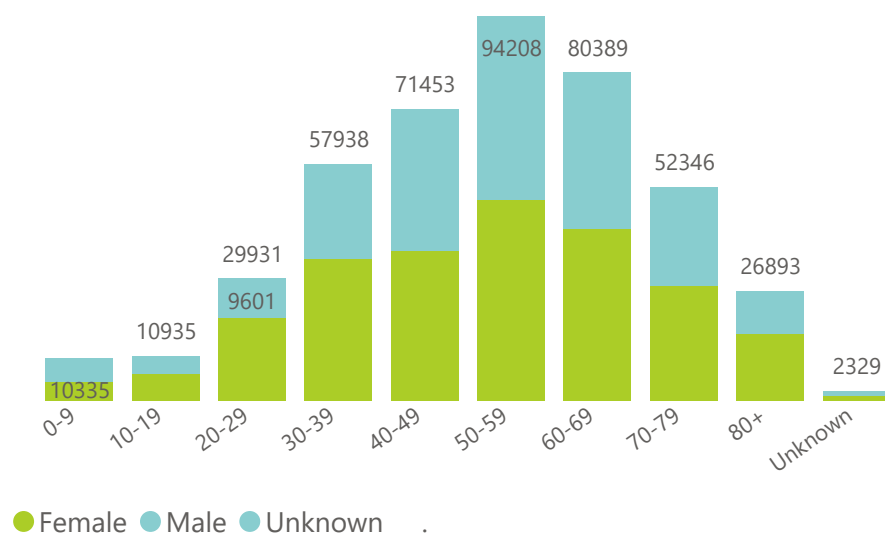
Private Public



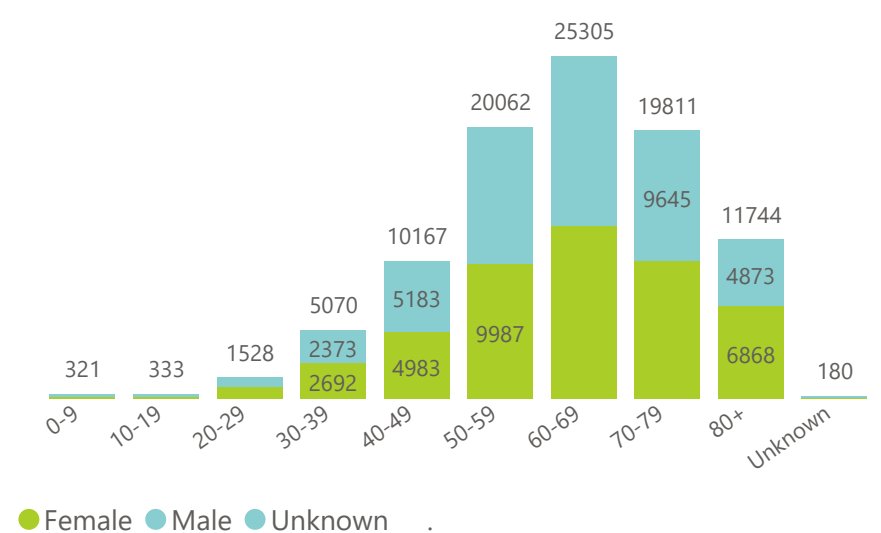
Cumulative reported admissions by province, by epidemiological week



Admissions to date by age group and sex



Deaths to date by age group and sex



24 November 2021

NICD National COVID-19 Hospital Surveillance


National



The number of reported admissions may change day-to-day as enrolled facilities back-capture historical data.
The Western Cape government has been unable to provide daily data on patients who are on oxygen or ventilated.
The data below refer to admitted patients who test positive for SARS-CoV-2 on PCR or antigen tests.



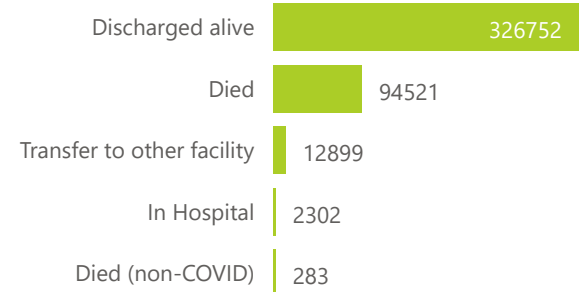
Ward of currently admitted patients



Interventions for currently admitted patients



Admissions to date by discharge type

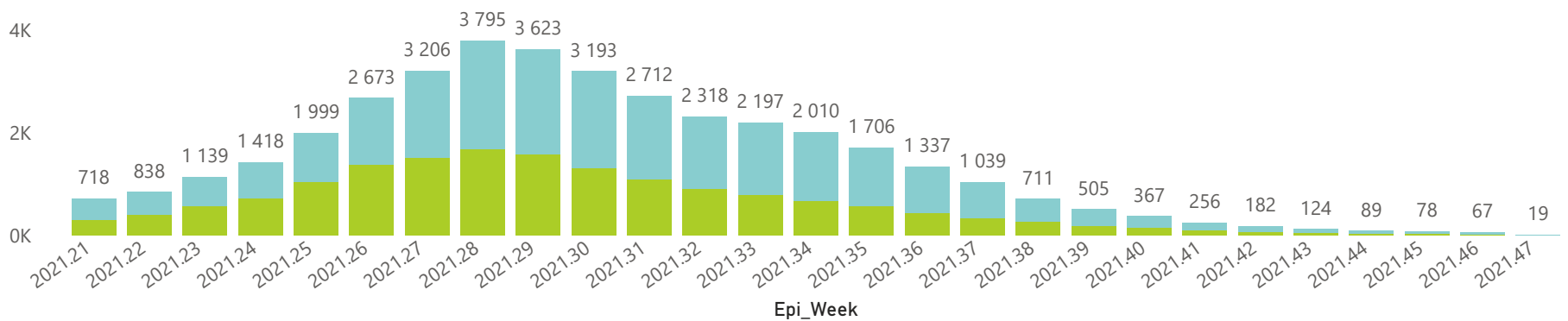


● General Ward ● High Care ● Intensive Care Unit

● Currently Oxygenated ● Currently Ventilated

Deaths by epidemiological week and sector

● Private ● Public



Summary of reported COVID-19 admissions by province, by sector

Province	Facilities Reporting	Admissions to Date	Died to Date	Discharged to date	Currently Admitted	Currently in ICU	Currently Ventilated	Currently Oxygenated	Admissions in Previous Day
Eastern Cape	104	41486	12186	27330	116	5	14	19	1
Private	18	13239	3179	9964	27	5	3	5	1
Public	86	28247	9007	17366	89	0	11	14	0
Free State	55	26467	5590	18876	60	5	6	16	3
Private	20	11983	2135	9660	23	5	6	2	1
Public	35	14484	3455	9216	37	0	0	14	2
Gauteng	134	126065	27743	94948	626	53	20	83	39
Private	94	72428	13791	57788	370	49	18	46	25
Public	40	53637	13952	37160	256	4	2	37	14
KwaZulu-Natal	117	69880	15718	50945	321	37	17	90	4
Private	47	37401	6908	29933	167	29	15	42	2
Public	70	32479	8810	21012	154	8	2	48	2
Limpopo	48	17276	4869	11825	15	1	1	4	0
Private	7	7628	1639	5849	5	0	0	1	0
Public	41	9648	3230	5976	10	1	1	3	0
Mpumalanga	40	18443	4511	13424	30	3	1	9	1
Private	9	9584	1596	7895	11	2	0	1	0
Public	31	8859	2915	5529	19	1	1	8	1
North West	30	28732	4439	22033	87	7	5	35	1
Private	13	10854	1609	8776	40	5	3	9	1
Public	17	17878	2830	13257	47	2	2	26	0
Northern Cape	35	9943	2269	7140	21	4	4	8	1
Private	6	4734	795	3700	7	3	3	1	0
Public	29	5209	1474	3440	14	1	1	7	1
Western Cape	103	98465	17196	80231	830	121	45	27	3
Private	44	33009	5699	26621	557	98	45	27	1
Public	59	65456	11497	53610	273	23			2
Total	666	436757	94521	326752	2106	236	113	291	53

24 November 2021

NICD National COVID-19 Hospital Surveillance

National



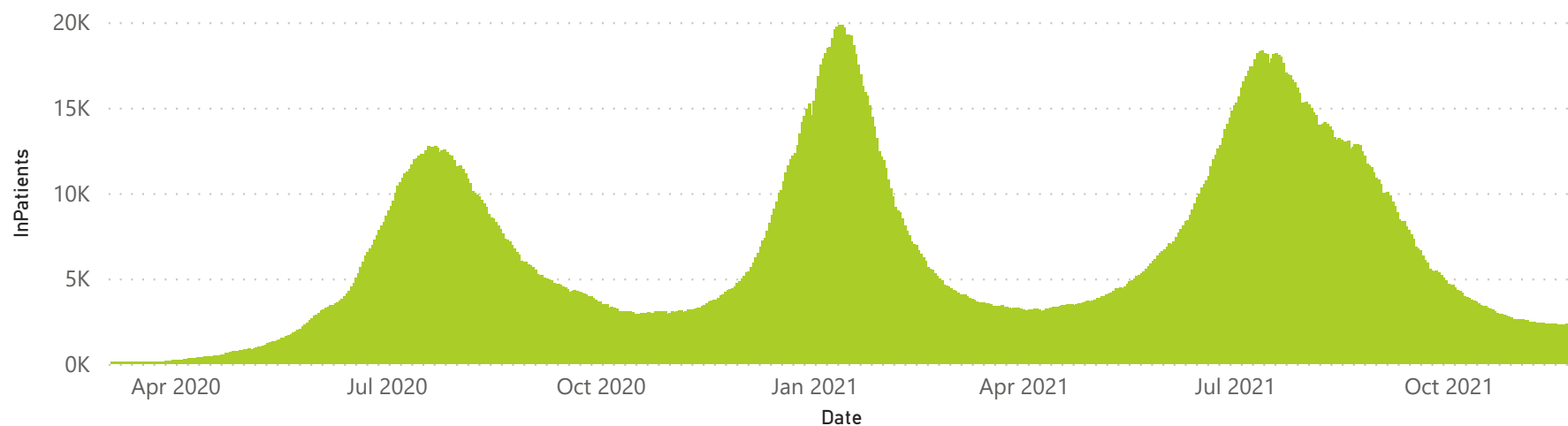
The number of reported admissions may change day-to-day as enrolled facilities back-capture historical data.
 The Western Cape government has been unable to provide daily data on patients who are on oxygen or ventilated.
 The data below refer to admitted patients who test positive for SARS-CoV-2 on PCR or antigen tests.



Summary of reported COVID-19 admissions by province, by sector

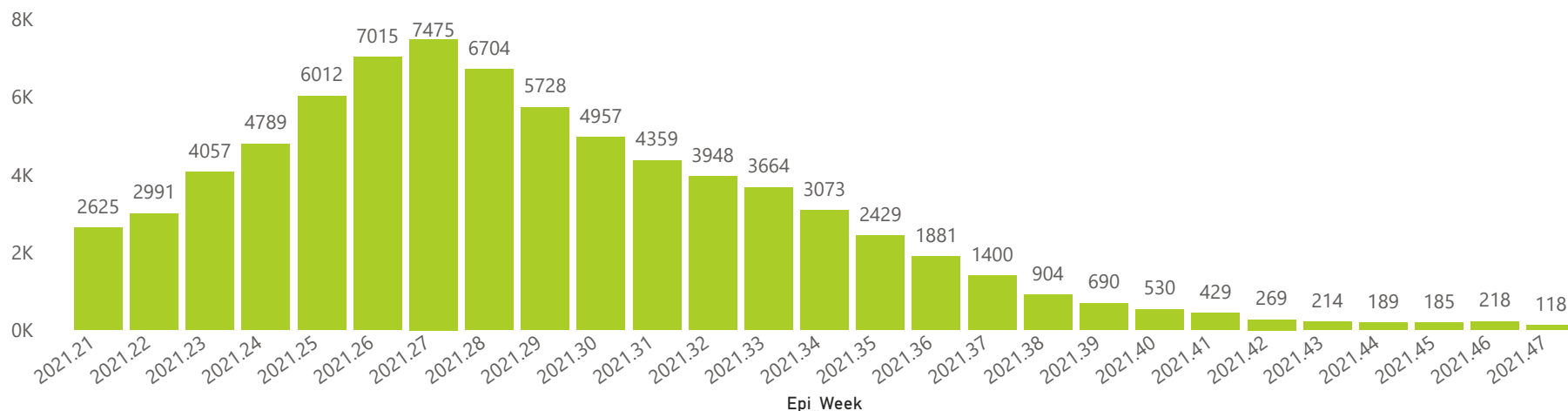
Sector	Facilities Reporting	Admissions to Date	Died to Date	Discharged to date	Currently Admitted	Currently in ICU	Currently Ventilated	Currently Oxygenated	Admissions in Previous Day
Private	258	200860	37351	160186	1207	196	93	134	31
Public	408	235897	57170	166566	899	40	20	157	22
Total	666	436757	94521	326752	2106	236	113	291	53

Daily current In-Patients over time

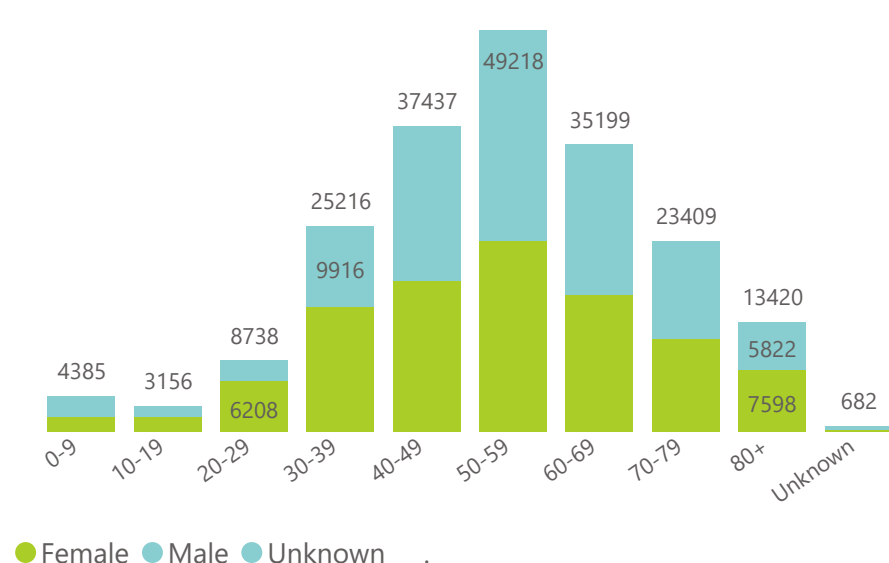


The number of reported admissions may change day-to-day as enrolled facilities back-capture historical data.
The data below refer to admitted patients who test positive for SARS-CoV-2 on PCR or antigen tests.

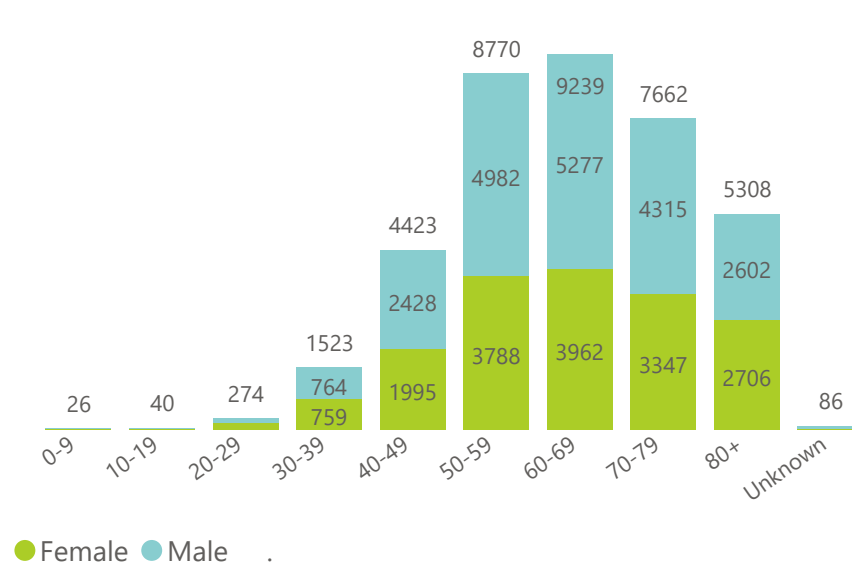
Hospital admissions of COVID-19 cases, by epidemiological week



Admissions to date by age group and sex



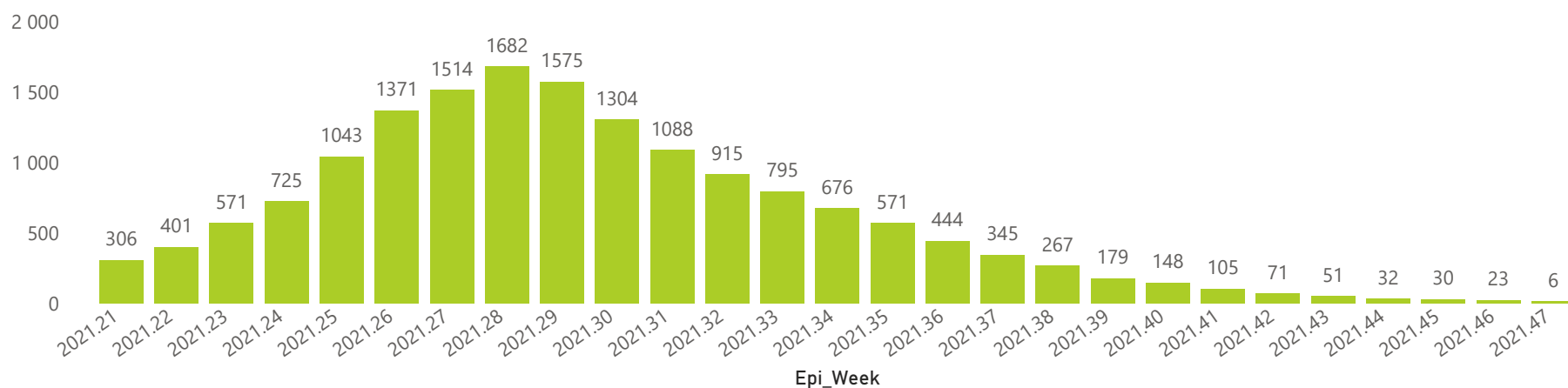
Deaths to date by age group and sex



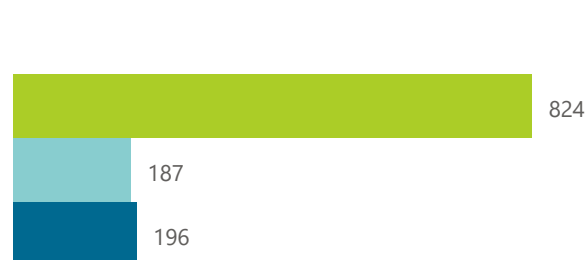
● Female ● Male ● Unknown

● Female ● Male

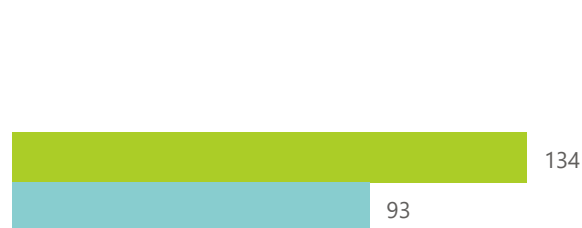
Deaths by epidemiological week



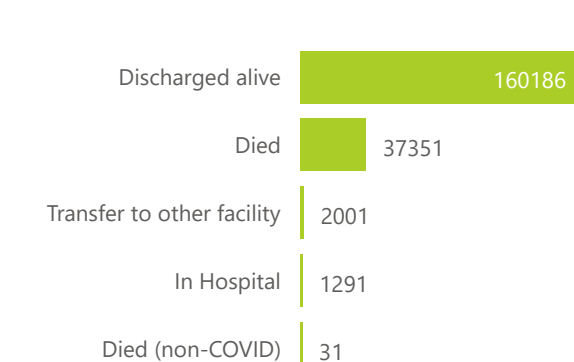
Ward of currently admitted patients



Interventions for currently admitted patients



Admissions to date by discharge type



● General Ward ● High Care ● Intensive Care Unit

● Currently Oxygenated ● Currently Ventilated

The number of reported admissions may change day-to-day as enrolled facilities back-capture historical data.
The data below refer to admitted patients who test positive for SARS-CoV-2 on PCR or antigen tests.

Summary of reported COVID-19 admissions by province

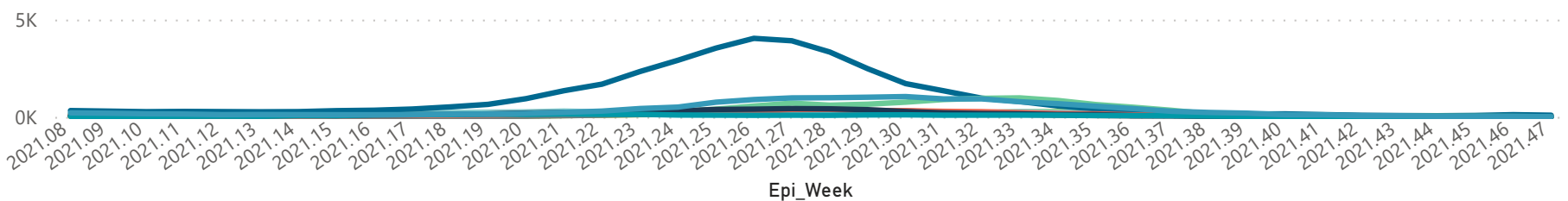
Province	Facilities Reporting	Admissions to Date	Died to Date	Discharged to date	Currently Admitted	Currently in ICU	Currently Ventilated	Currently Oxygenated	Admissions in Previous Day
Eastern Cape	18	13239	3179	9964	27	5	3	5	1
Free State	20	11983	2135	9660	23	5	6	2	1
Gauteng	94	72428	13791	57788	370	49	18	46	25
KwaZulu-Natal	47	37401	6908	29933	167	29	15	42	2
Limpopo	7	7628	1639	5849	5	0	0	1	0
Mpumalanga	9	9584	1596	7895	11	2	0	1	0
North West	13	10854	1609	8776	40	5	3	9	1
Northern Cape	6	4734	795	3700	7	3	3	1	0
Western Cape	44	33009	5699	26621	557	98	45	27	1
Total	258	200860	37351	160186	1207	196	93	134	31

Summary of reported COVID-19 admissions by hospital group

Hospital_Group	Facilities Reporting	Admissions to Date	Died to Date	Discharged to date	Currently Admitted	Currently in ICU	Currently Ventilated	Currently Oxygenated	Admissions in Previous Day
NHN	69	21998	3519	17143	156	6	6	45	5
Netcare	61	56031	12462	43153	135	30	8	1	14
Mediclinic	51	55419	9998	45190	101	13	12	8	5
Life Healthcare	50	45588	8075	37340	123	33	10	21	6
Lenmed	11	10207	1463	8389	29	3	1	5	1
Clinix	6	1758	287	1362	69	14	9	8	0
Melomed	5	7272	1144	5554	542	92	44	27	0
JMH	4	2412	402	1897	48	5	3	19	0
Independent	1	175	1	158	4	0	0	0	0
Total	258	200860	37351	160186	1207	196	93	134	31

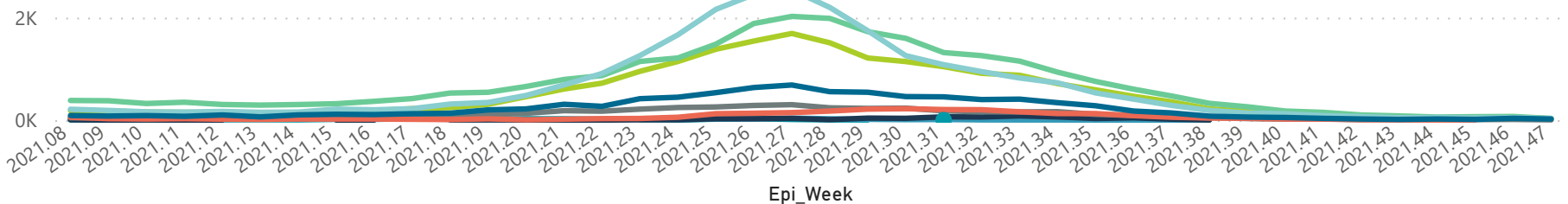
Hospital admissions by province

Province ● Eastern Cape ● Free State ● Gauteng ● KwaZulu-Natal ● Limpopo ● Mpumalanga ● North West ● Northern Cape ● Western Cape



Hospital admissions by hospital group

Group ● Clinix ● Independent ● JMH ● Lenmed ● Life Healthcare ● Mediclinic ● Melomed ● Netcare ● NHN



Admissions by hospital group

Deaths by hospital group

