

05 January 2022

NICD National COVID-19 Hospital Surveillance

National

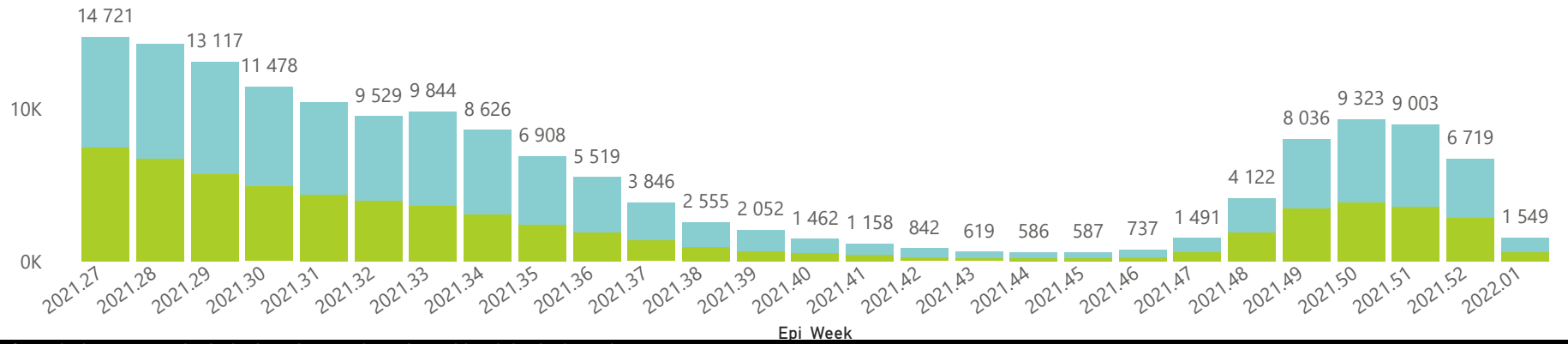


The number of reported admissions may change day-to-day as enrolled facilities back-capture historical data.
The Western Cape government has been unable to provide daily data on patients who are on oxygen or ventilated.
The data below refer to admitted patients who test positive for SARS-CoV-2 on PCR or antigen tests.

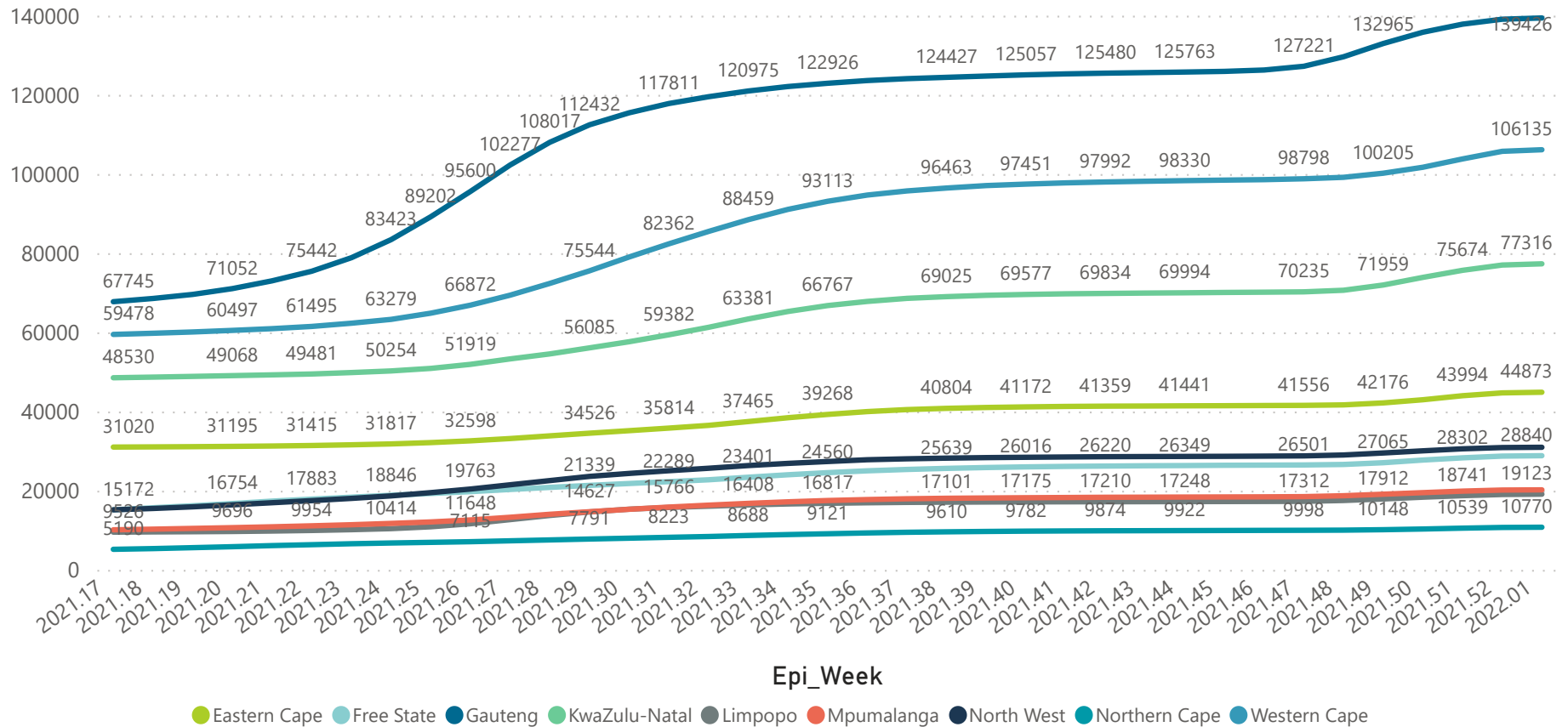


Hospital admissions of COVID-19 cases, by health sector, by epidemiological week

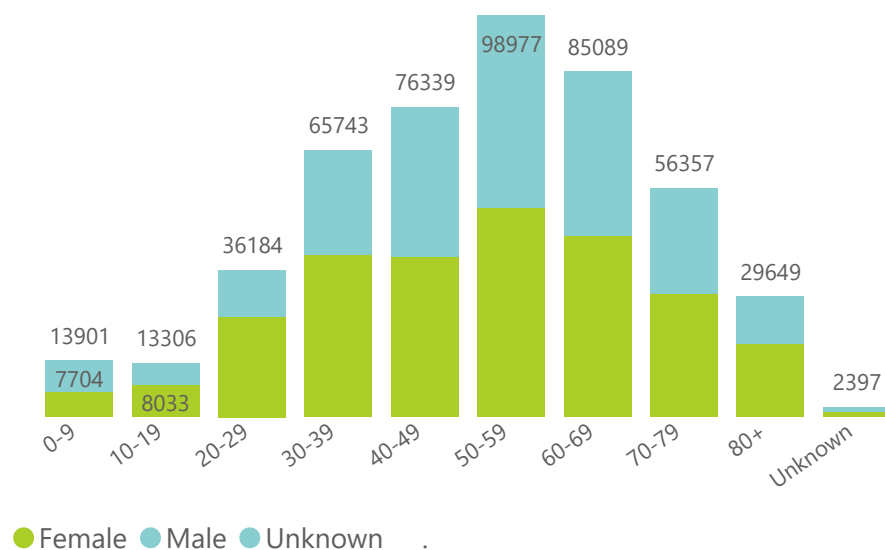
Private Public



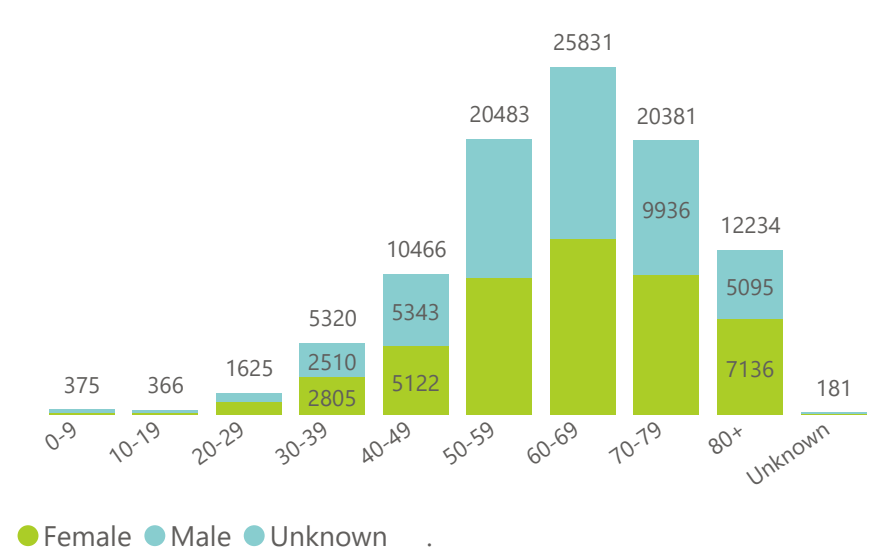
Cumulative reported admissions by province, by epidemiological week



Admissions to date by age group and sex



Deaths to date by age group and sex



05 January 2022

NICD National COVID-19 Hospital Surveillance

National



The number of reported admissions may change day-to-day as enrolled facilities back-capture historical data.
The Western Cape government has been unable to provide daily data on patients who are on oxygen or ventilated.
The data below refer to admitted patients who test positive for SARS-CoV-2 on PCR or antigen tests.



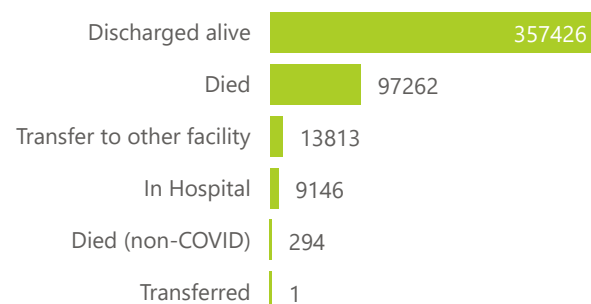
Ward of currently admitted patients



Interventions for currently admitted patients



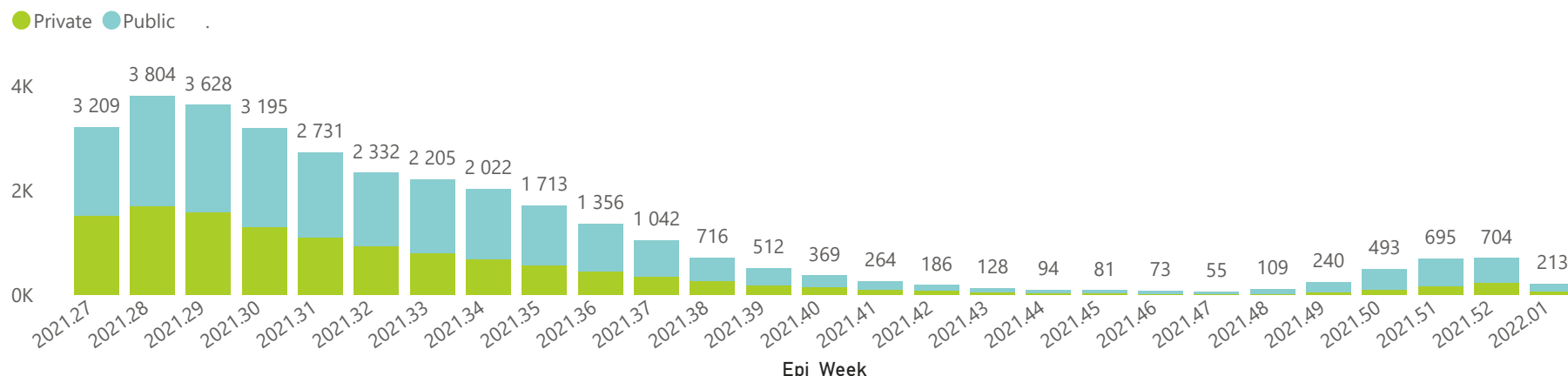
Admissions to date by discharge type



● General Ward ● High Care ● Intensive Care Unit

● Currently Oxygenated ● Currently Ventilated

Deaths by epidemiological week and sector



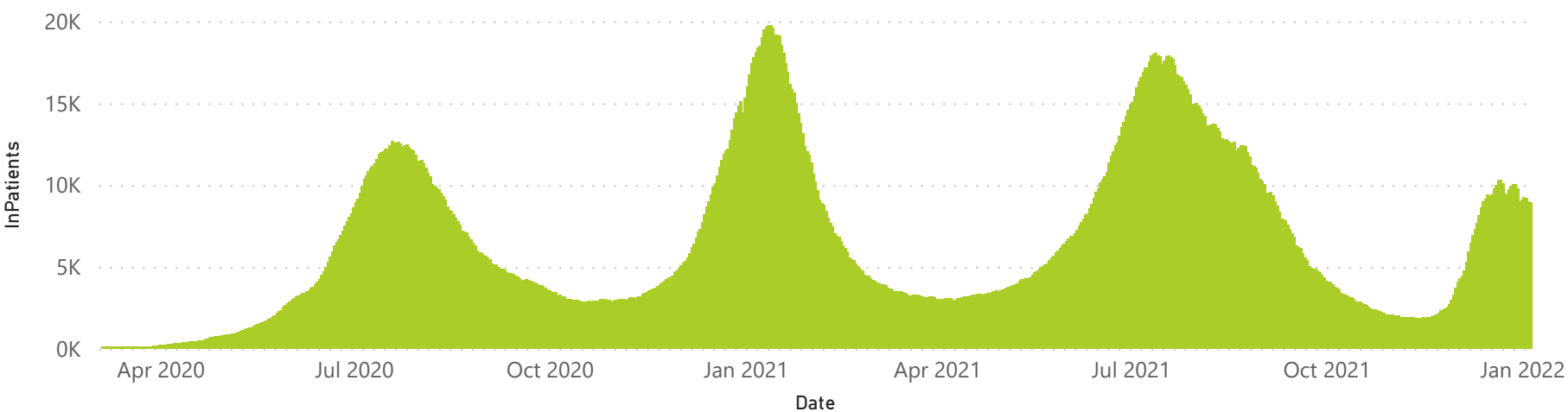
Summary of reported COVID-19 admissions by province, by sector

Province	Facilities Reporting	Admissions to Date	Died to Date	Discharged to date	Currently Admitted	Currently in ICU	Currently Ventilated	Currently Oxygenated	Admissions in Previous Day
Eastern Cape	104	44893	12581	29480	927	30	57	146	41
Private	18	14292	3243	10751	228	28	16	2	6
Public	86	30601	9338	18729	699	2	41	144	35
Free State	55	28851	5785	20581	419	21	16	103	29
Private	20	12968	2173	10459	163	19	13	13	12
Public	35	15883	3612	10122	256	2	3	90	17
Gauteng	136	139592	28633	104944	2881	272	105	405	73
Private	96	78835	14092	62965	1274	223	64	72	27
Public	40	60757	14541	41979	1607	49	41	333	46
KwaZulu-Natal	116	77343	16194	56286	1832	154	60	257	68
Private	47	41131	7055	32860	803	128	43	61	34
Public	69	36212	9139	23426	1029	26	17	196	34
Limpopo	48	19129	5059	13295	184	7	5	38	28
Private	7	8407	1663	6538	68	5	2	0	14
Public	41	10722	3396	6757	116	2	3	38	14
Mpumalanga	40	20218	4631	14816	269	22	11	31	12
Private	9	10541	1620	8739	99	21	8	5	2
Public	31	9677	3011	6077	170	1	3	26	10
North West	30	30971	4607	23671	354	28	20	129	17
Private	13	11617	1633	9437	113	19	11	20	6
Public	17	19354	2974	14234	241	9	9	109	11
Northern Cape	35	10770	2336	7767	136	5	5	46	12
Private	6	5144	814	4055	33	3	3	1	1
Public	29	5626	1522	3712	103	2	2	45	11
Western Cape	102	106175	17436	86586	1885	152	25	23	69
Private	43	35368	5869	28867	501	68	25	23	24
Public	59	70807	11567	57719	1384	84			45
Total	666	477942	97262	357426	8887	691	304	1178	349

Summary of reported COVID-19 admissions by province, by sector

Sector	Facilities Reporting	Admissions to Date	Died to Date	Discharged to date	Currently Admitted	Currently in ICU	Currently Ventilated	Currently Oxygenated	Admissions in Previous Day
Private	259	218303	38162	174671	3282	514	185	197	126
Public	407	259639	59100	182755	5605	177	119	981	223
Total	666	477942	97262	357426	8887	691	304	1178	349

Daily current In-Patients over time



05 January 2022

NICD National COVID-19 Hospital Surveillance

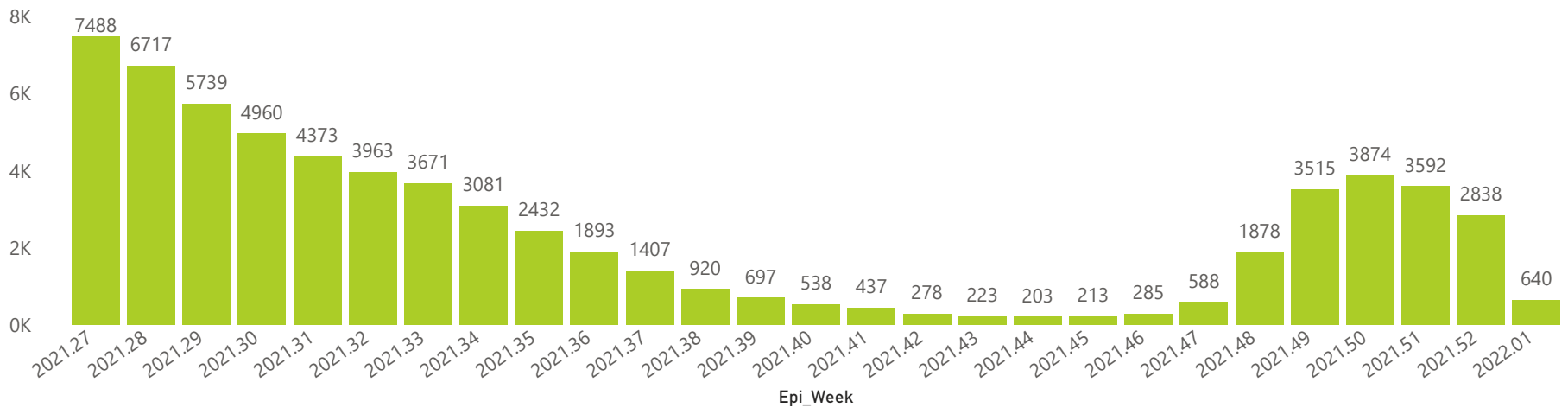
Private



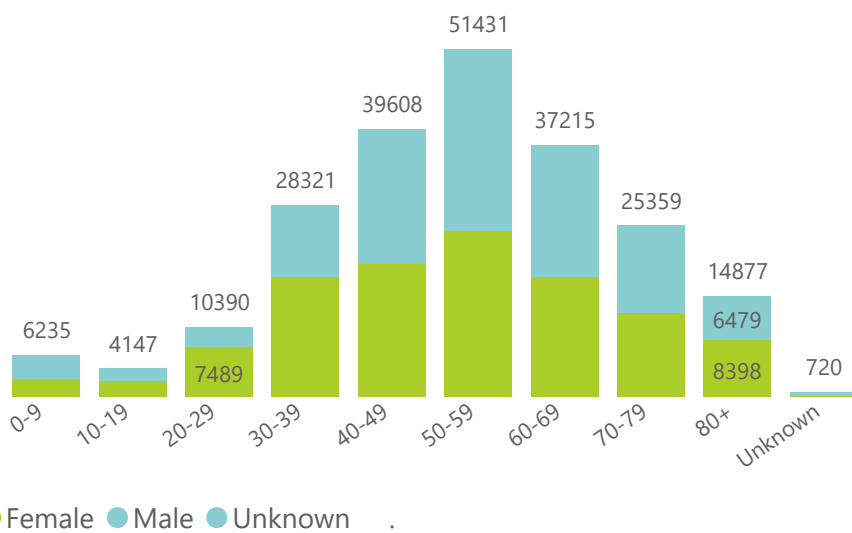
The number of reported admissions may change day-to-day as enrolled facilities back-capture historical data.
The data below refer to admitted patients who test positive for SARS-CoV-2 on PCR or antigen tests.



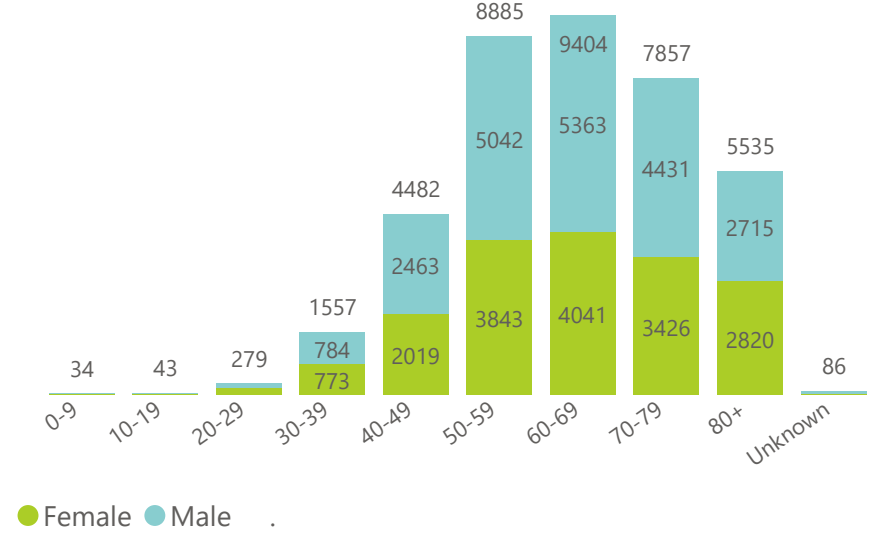
Hospital admissions of COVID-19 cases, by epidemiological week



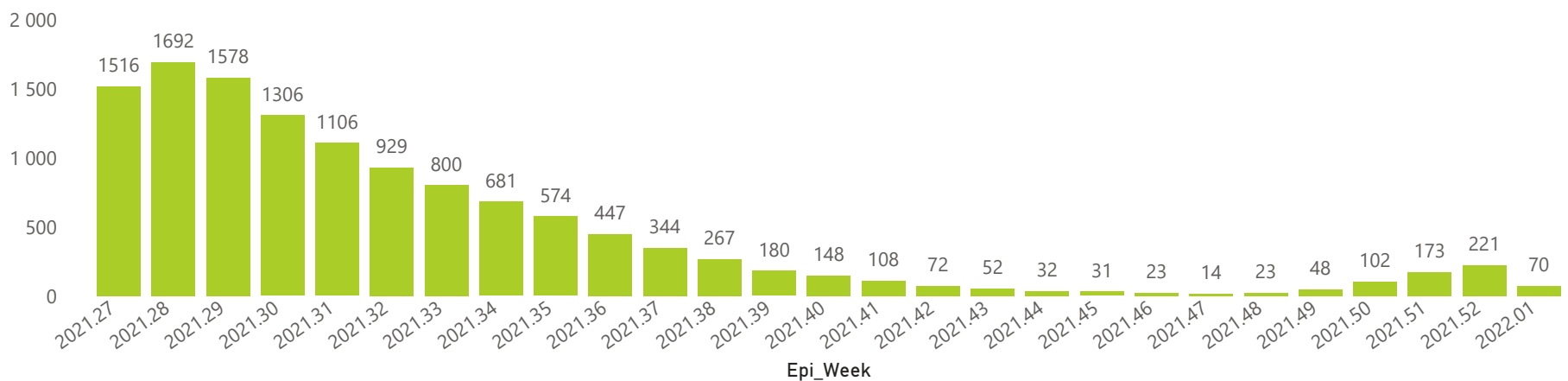
Admissions to date by age group and sex



Deaths to date by age group and sex



Deaths by epidemiological week



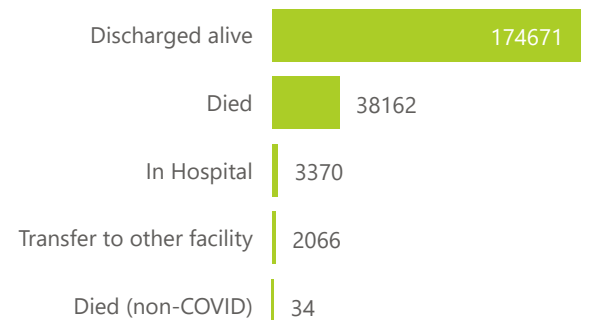
Ward of currently admitted patients



Interventions for currently admitted patients



Admissions to date by discharge type



● General Ward ● High Care ● Intensive Care Unit

● Currently Oxygenated ● Currently Ventilated

The number of reported admissions may change day-to-day as enrolled facilities back-capture historical data.

The data below refer to admitted patients who test positive for SARS-CoV-2 on PCR or antigen tests.

Summary of reported COVID-19 admissions by province

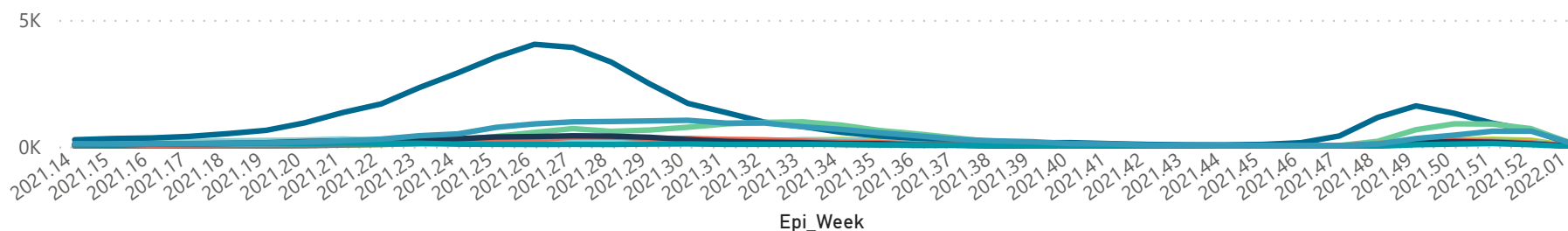
Province	Facilities Reporting	Admissions to Date	Died to Date	Discharged to date	Currently Admitted	Currently in ICU	Currently Ventilated	Currently Oxygenated	Admissions in Previous Day
Eastern Cape	18	14292	3243	10751	228	28	16	2	6
Free State	20	12968	2173	10459	163	19	13	13	12
Gauteng	96	78835	14092	62965	1274	223	64	72	27
KwaZulu-Natal	47	41131	7055	32860	803	128	43	61	34
Limpopo	7	8407	1663	6538	68	5	2	0	14
Mpumalanga	9	10541	1620	8739	99	21	8	5	2
North West	13	11617	1633	9437	113	19	11	20	6
Northern Cape	6	5144	814	4055	33	3	3	1	1
Western Cape	43	35368	5869	28867	501	68	25	23	24
Total	259	218303	38162	174671	3282	514	185	197	126

Summary of reported COVID-19 admissions by hospital group

Hospital_Group	Facilities Reporting	Admissions to Date	Died to Date	Discharged to date	Currently Admitted	Currently in ICU	Currently Ventilated	Currently Oxygenated	Admissions in Previous Day
NHN	69	23786	3574	18526	472	37	20	137	25
Netcare	61	60800	12711	46729	1073	224	72	8	57
Life Healthcare	51	49717	8263	40800	602	119	31	1	0
Mediclinic	51	60194	10141	49425	492	64	31	22	35
Lenmed	11	11180	1501	9201	129	25	8	8	5
Clinix	6	1946	302	1376	224	18	9	7	0
Melomed	5	7857	1253	6384	196	23	13	6	4
JMH	4	2648	416	2072	90	4	1	8	0
Independent	1	175	1	158	4	0	0	0	0
Total	259	218303	38162	174671	3282	514	185	197	126

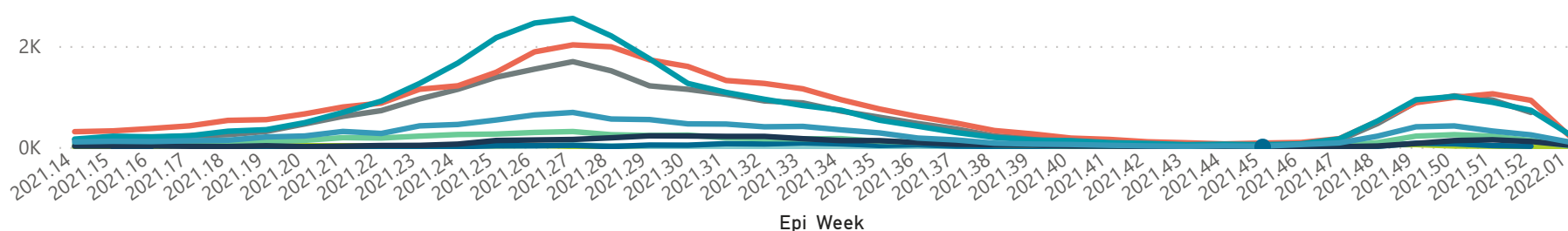
Hospital admissions by province

Province ● Eastern Cape ● Free State ● Gauteng ● KwaZulu-Natal ● Limpopo ● Mpumalanga ● North West ● Northern Cape ● Western Cape

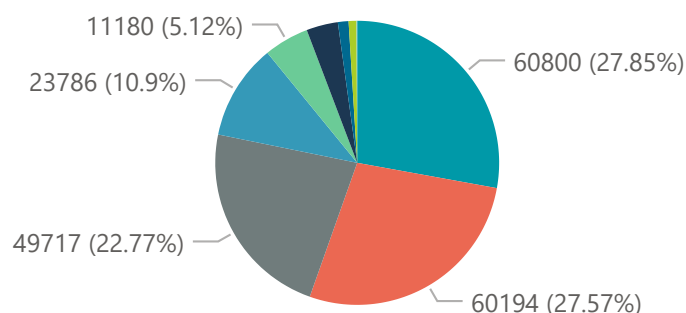


Hospital admissions by hospital group

Group ● Clinix ● Independent ● JMH ● Lenmed ● Life Healthcare ● Mediclinic ● Melomed ● Netcare ● NHN



Admissions by hospital group



Deaths by hospital group

