

06 February 2022

NICD National COVID-19 Hospital Surveillance

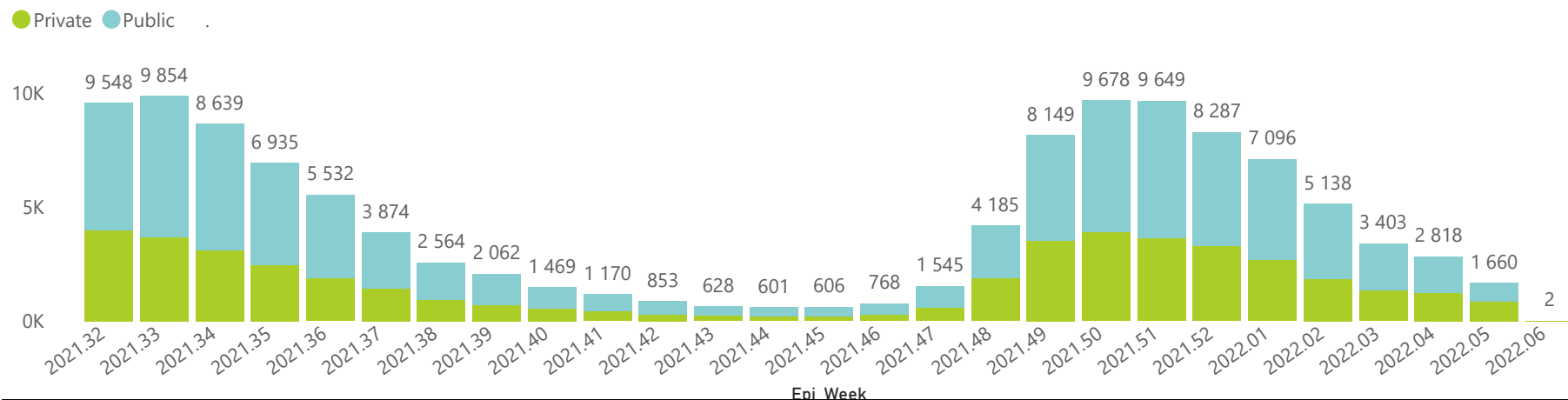
National



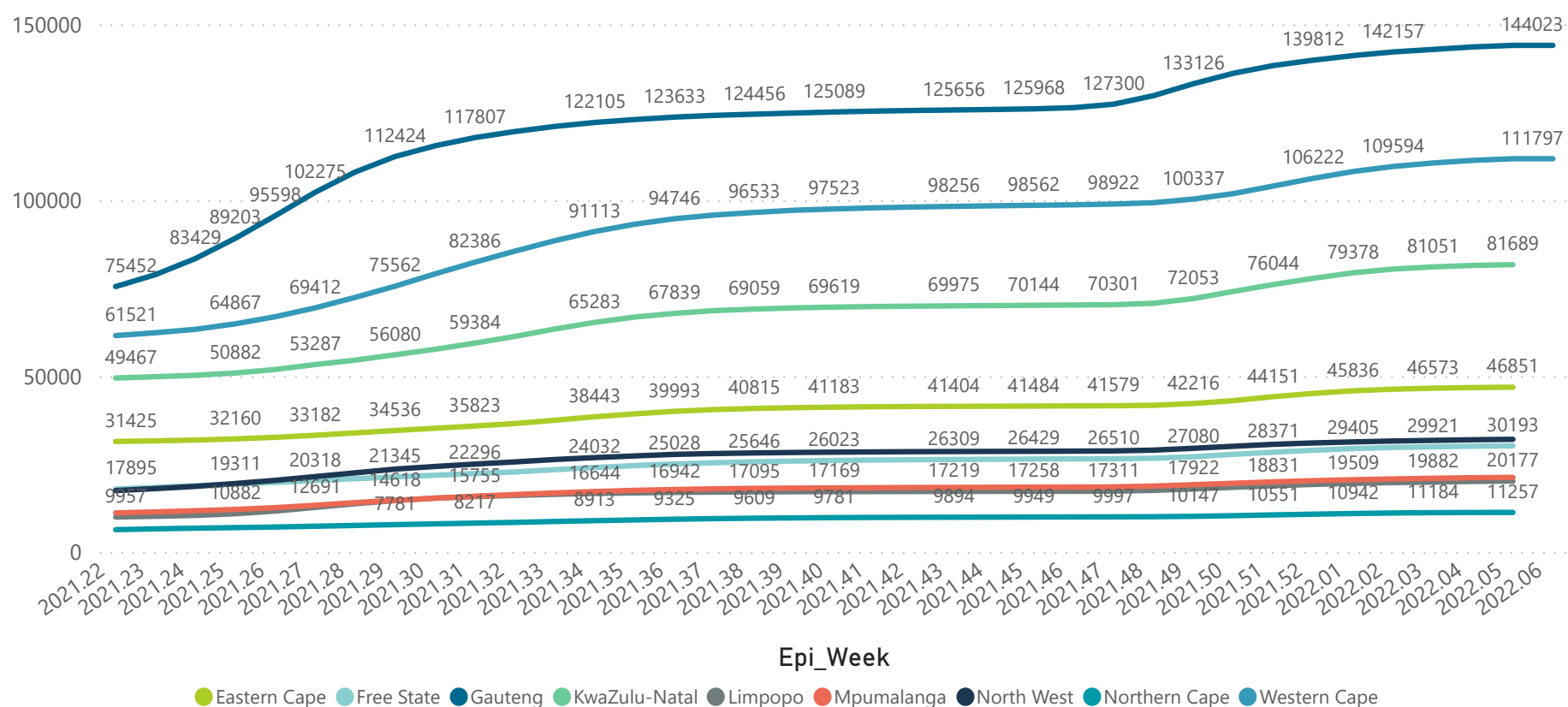
The number of reported admissions may change day-to-day as enrolled facilities back-capture historical data.
The Western Cape government has been unable to provide daily data on patients who are on oxygen or ventilated.
The data below refer to admitted patients who test positive for SARS-CoV-2 on PCR or antigen tests.



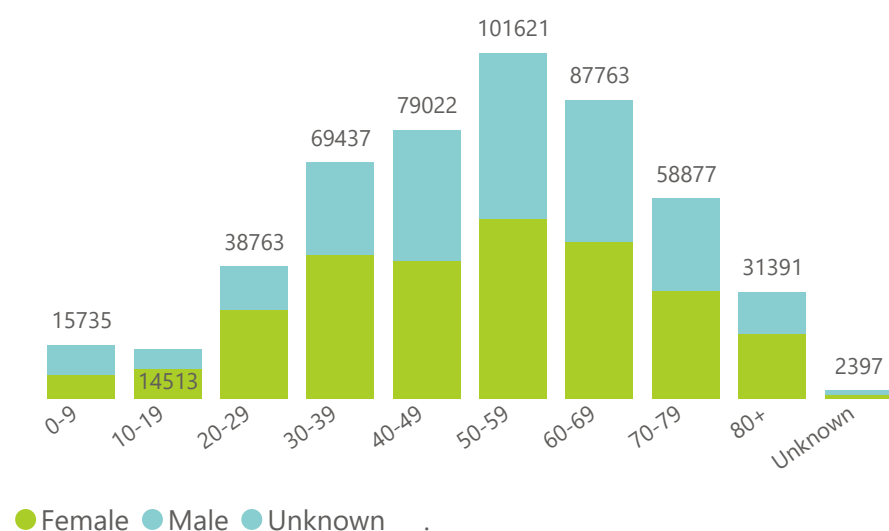
Hospital admissions of COVID-19 cases, by health sector, by epidemiological week



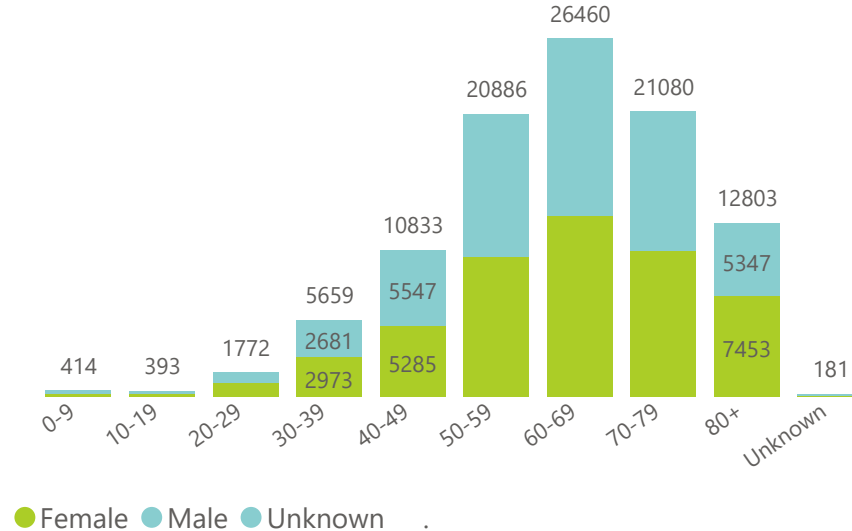
Cumulative reported admissions by province, by epidemiological week



Admissions to date by age group and sex



Deaths to date by age group and sex



06 February 2022

NICD National COVID-19 Hospital Surveillance


National



The number of reported admissions may change day-to-day as enrolled facilities back-capture historical data.
The Western Cape government has been unable to provide daily data on patients who are on oxygen or ventilated.
The data below refer to admitted patients who test positive for SARS-CoV-2 on PCR or antigen tests.

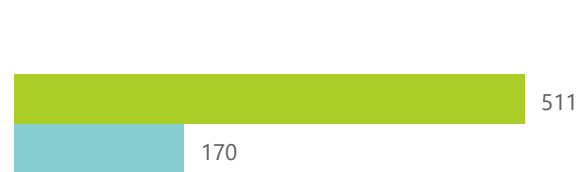


Ward of currently admitted patients



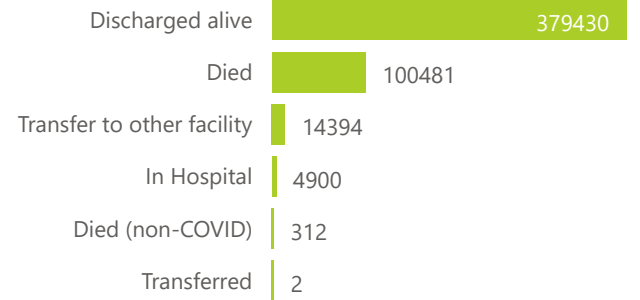
● General Ward ● High Care ● Intensive Care Unit

Interventions for currently admitted patients



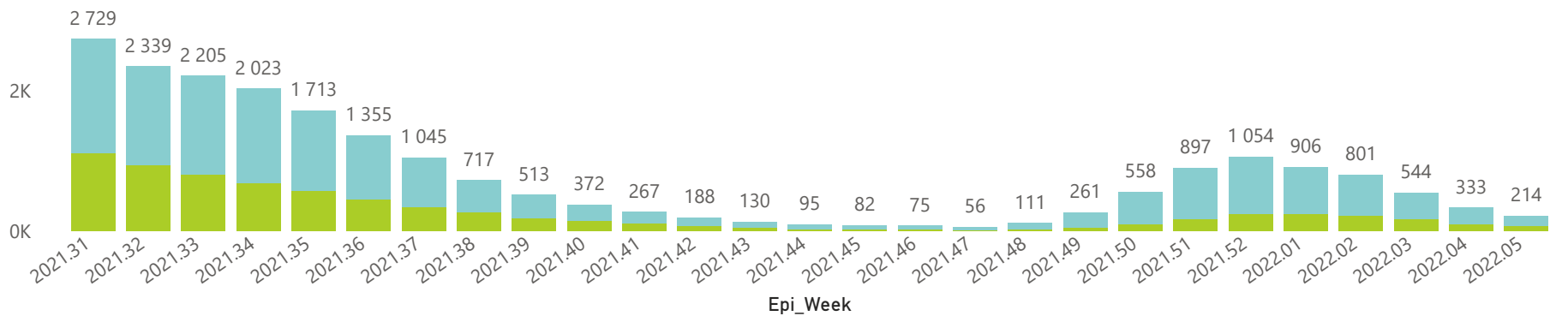
● Currently Oxygenated ● Currently Ventilated

Admissions to date by discharge type



Deaths by epidemiological week and sector

● Private ● Public



Summary of reported COVID-19 admissions by province, by sector

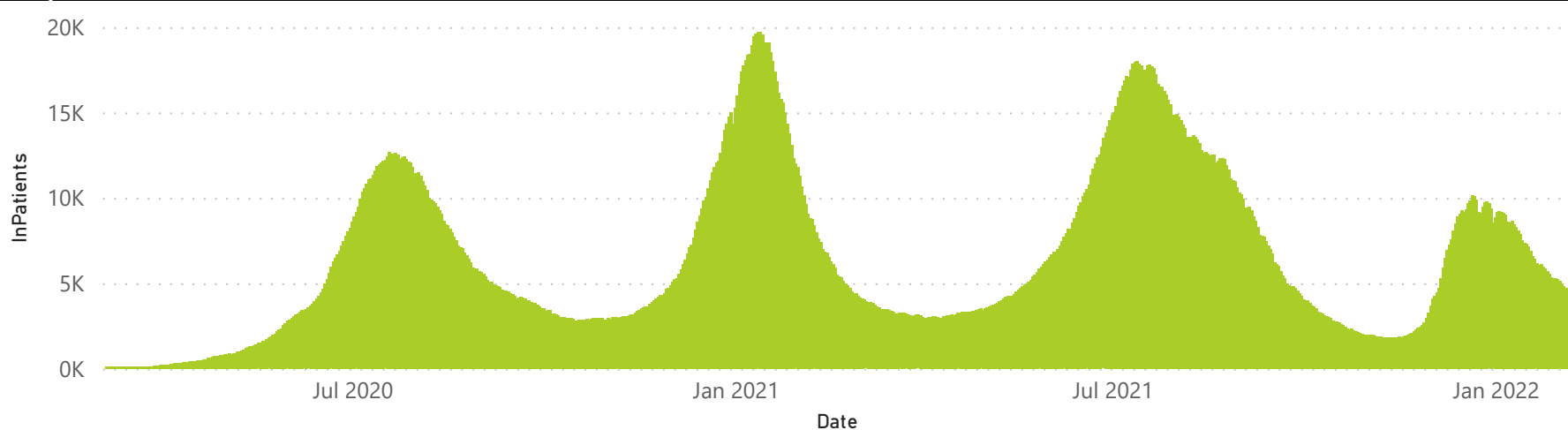
Province	Facilities Reporting	Admissions to Date	Died to Date	Discharged to date	Currently Admitted	Currently in ICU	Currently Ventilated	Currently Oxygenated	Admissions in Previous Day
Eastern Cape	104	46873	13016	31552	362	19	30	40	1
Private	18	15051	3343	11516	122	18	5	1	1
Public	86	31822	9673	20036	240	1	25	39	0
Free State	55	30204	5955	21883	169	5	3	39	1
Private	20	13454	2227	10976	75	3	0	4	0
Public	35	16750	3728	10907	94	2	3	35	1
Gauteng	136	144187	29179	109832	1908	151	60	162	9
Private	96	80951	14292	65148	1013	126	35	50	7
Public	40	63236	14887	44684	895	25	25	112	2
KwaZulu-Natal	116	81717	16922	60803	788	82	24	143	0
Private	47	42639	7237	34619	372	67	20	28	0
Public	69	39078	9685	26184	416	15	4	115	0
Limpopo	48	20183	5233	14230	109	3	2	16	0
Private	7	8801	1695	6920	45	1	1	0	0
Public	41	11382	3538	7310	64	2	1	16	0
Mpumalanga	40	21210	4729	15791	142	13	10	11	0
Private	9	11016	1648	9209	74	11	6	4	0
Public	31	10194	3081	6582	68	2	4	7	0
North West	30	32044	4721	24760	222	14	11	68	5
Private	13	11943	1652	9781	81	12	8	10	0
Public	17	20101	3069	14979	141	2	3	58	5
Northern Cape	35	11257	2401	8259	44	4	3	12	0
Private	6	5325	832	4237	13	3	2	0	0
Public	29	5932	1569	4022	31	1	1	12	0
Western Cape	102	111844	18325	92320	952	91	27	20	4
Private	43	37111	6001	30613	374	44	27	20	0
Public	59	74733	12324	61707	578	47			4
Total	666	499519	100481	379430	4696	382	170	511	20

The number of reported admissions may change day-to-day as enrolled facilities back-capture historical data.
The Western Cape government has been unable to provide daily data on patients who are on oxygen or ventilated.
The data below refer to admitted patients who test positive for SARS-CoV-2 on PCR or antigen tests.

Summary of reported COVID-19 admissions by province, by sector

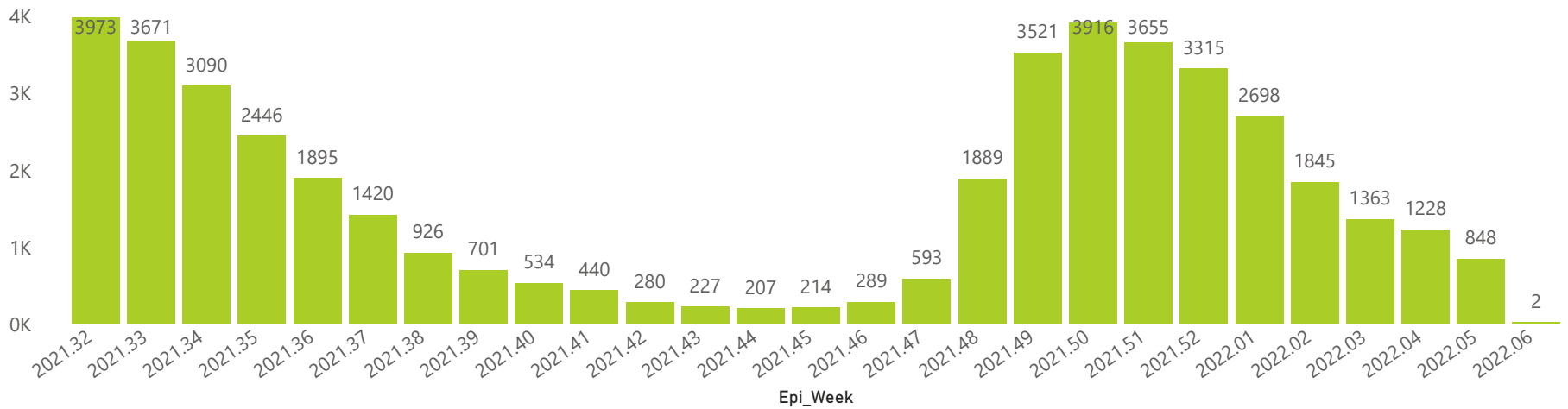
Sector	Facilities Reporting	Admissions to Date	Died to Date	Discharged to date	Currently Admitted	Currently in ICU	Currently Ventilated	Currently Oxygenated	Admissions in Previous Day
Private	259	226291	38927	183019	2169	285	104	117	8
Public	407	273228	61554	196411	2527	97	66	394	12
Total	666	499519	100481	379430	4696	382	170	511	20

Daily current In-Patients over time

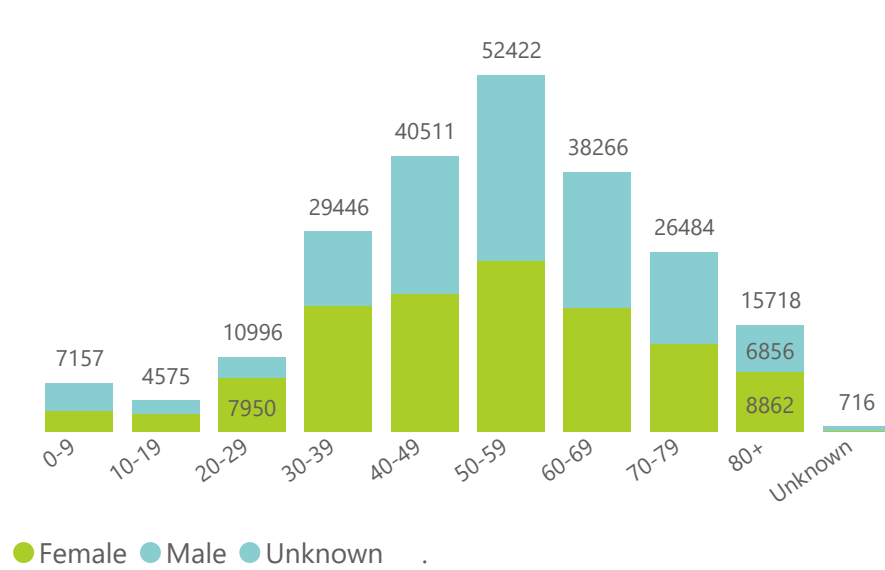


The number of reported admissions may change day-to-day as enrolled facilities back-capture historical data.
The data below refer to admitted patients who test positive for SARS-CoV-2 on PCR or antigen tests.

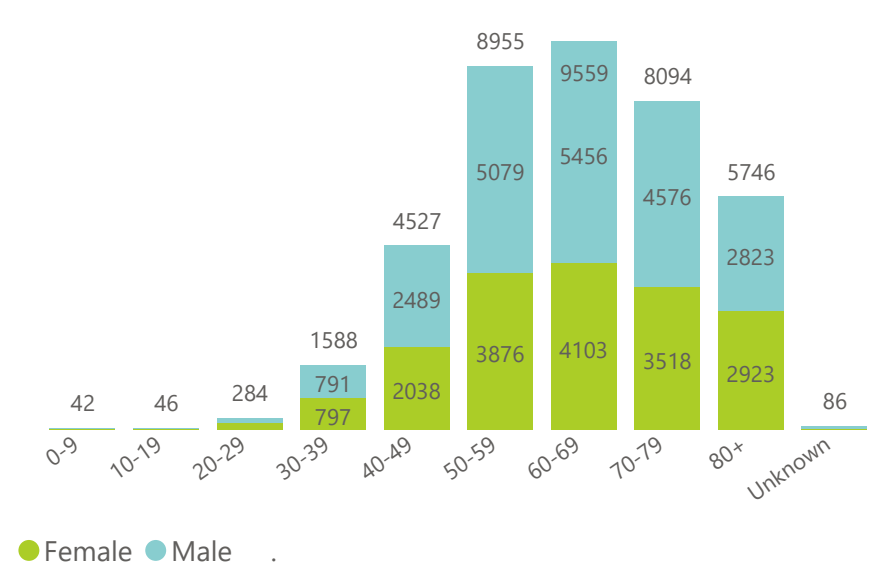
Hospital admissions of COVID-19 cases, by epidemiological week



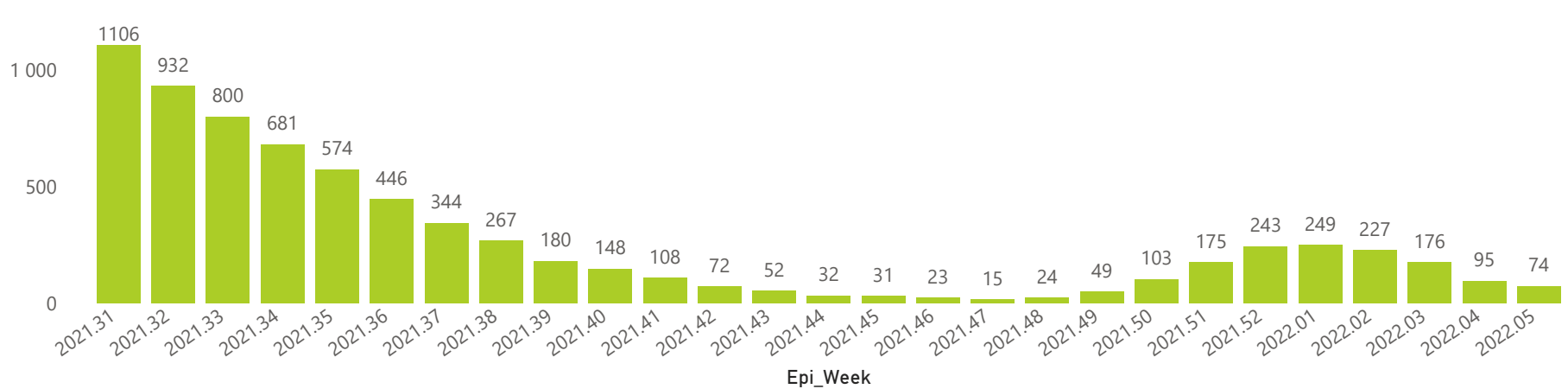
Admissions to date by age group and sex



Deaths to date by age group and sex



Deaths by epidemiological week



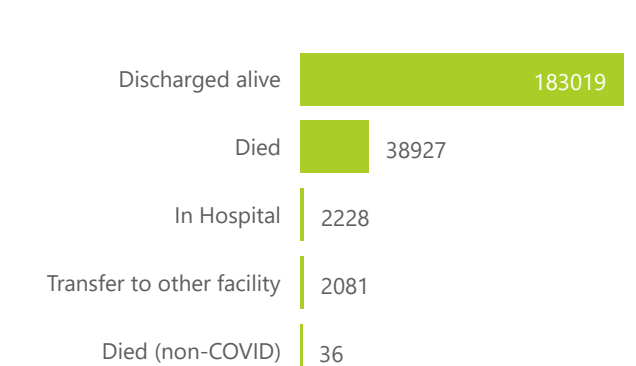
Ward of currently admitted patients



Interventions for currently admitted patients



Admissions to date by discharge type



The number of reported admissions may change day-to-day as enrolled facilities back-capture historical data.
The data below refer to admitted patients who test positive for SARS-CoV-2 on PCR or antigen tests.

Summary of reported COVID-19 admissions by province

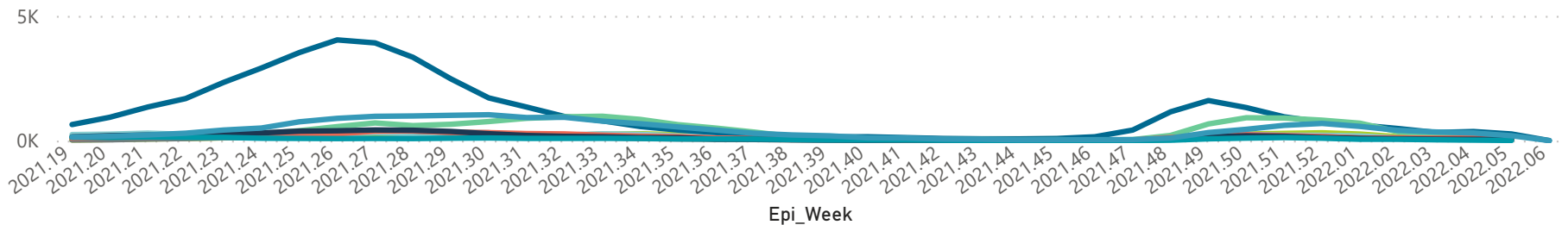
Province	Facilities Reporting	Admissions to Date	Died to Date	Discharged to date	Currently Admitted	Currently in ICU	Currently Ventilated	Currently Oxygenated	Admissions in Previous Day
Eastern Cape	18	15051	3343	11516	122	18	5	1	1
Free State	20	13454	2227	10976	75	3	0	4	0
Gauteng	96	80951	14292	65148	1013	126	35	50	7
KwaZulu-Natal	47	42639	7237	34619	372	67	20	28	0
Limpopo	7	8801	1695	6920	45	1	1	0	0
Mpumalanga	9	11016	1648	9209	74	11	6	4	0
North West	13	11943	1652	9781	81	12	8	10	0
Northern Cape	6	5325	832	4237	13	3	2	0	0
Total	259	226291	38927	183019	2169	285	104	117	8

Summary of reported COVID-19 admissions by hospital group

Hospital_Group	Facilities Reporting	Admissions to Date	Died to Date	Discharged to date	Currently Admitted	Currently in ICU	Currently Ventilated	Currently Oxygenated	Admissions in Previous Day
NHN	69	24287	3614	19189	267	17	12	67	0
Netcare	62	62538	12941	48562	758	111	28	1	7
Life Healthcare	51	52161	8500	43377	232	63	12	2	1
Mediclinic	51	63084	10367	52224	362	34	23	10	0
Lenmed	10	11461	1524	9507	78	20	6	6	0
Clinix	6	1966	303	1380	240	18	9	8	0
Melomed	5	7848	1244	6393	191	19	12	13	0
JMH	4	2771	433	2229	37	3	2	10	0
Total	259	226291	38927	183019	2169	285	104	117	8

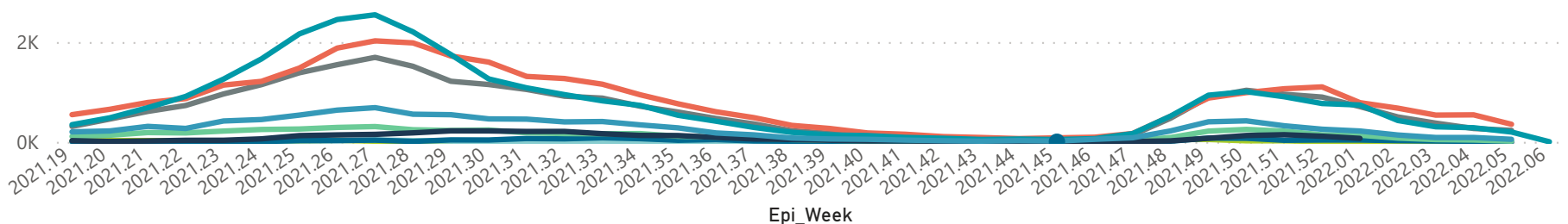
Hospital admissions by province

Province ● Eastern Cape ● Free State ● Gauteng ● KwaZulu-Natal ● Limpopo ● Mpumalanga ● North West ● Northern Cape ● Western Cape



Hospital admissions by hospital group

Group ● Clinix ● Independent ● JMH ● Lenmed ● Life Healthcare ● Mediclinic ● Melomed ● Netcare ● NHN



Admissions by hospital group

Deaths by hospital group

