

15 February 2022

NICD National COVID-19 Hospital Surveillance

National

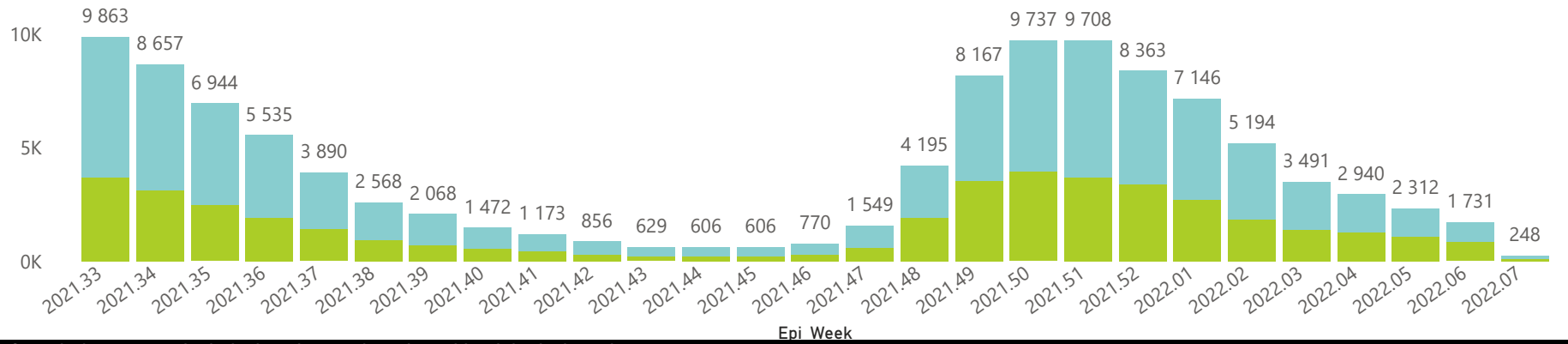


The number of reported admissions may change day-to-day as enrolled facilities back-capture historical data.
The Western Cape government has been unable to provide daily data on patients who are on oxygen or ventilated.
The data below refer to admitted patients who test positive for SARS-CoV-2 on PCR or antigen tests.

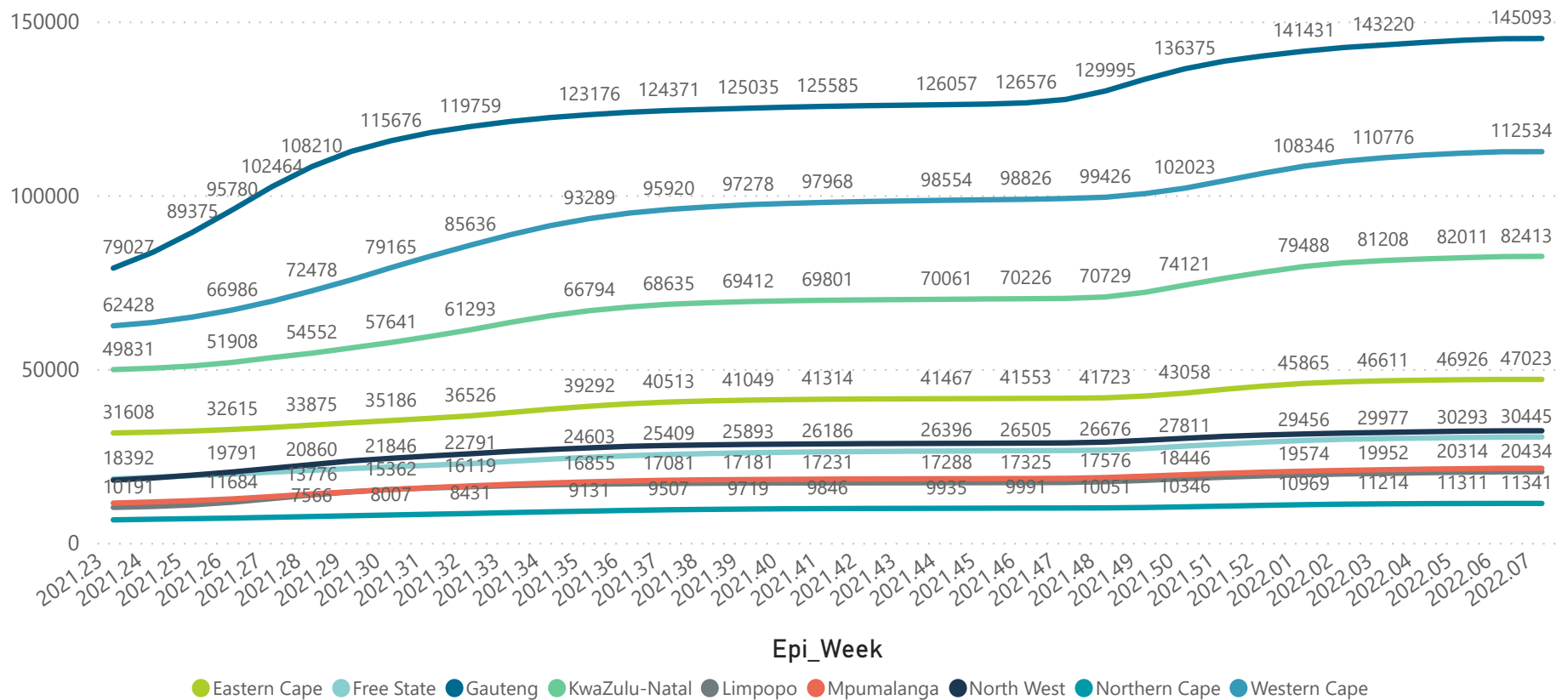


Hospital admissions of COVID-19 cases, by health sector, by epidemiological week

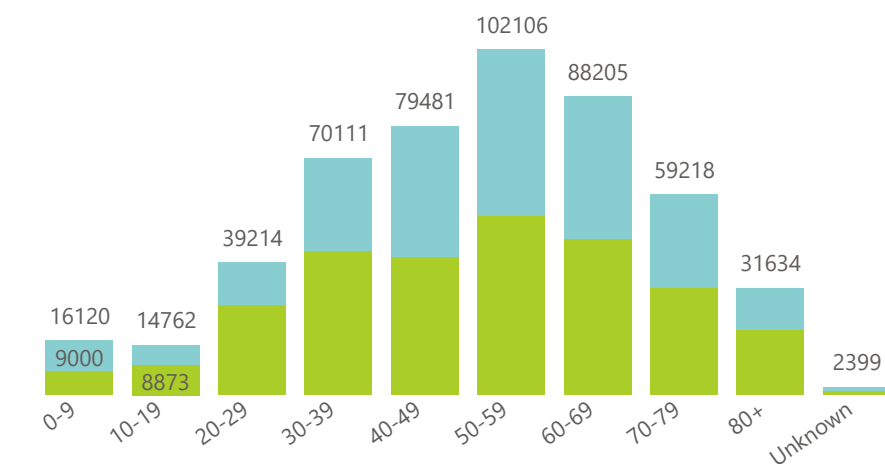
Private Public



Cumulative reported admissions by province, by epidemiological week

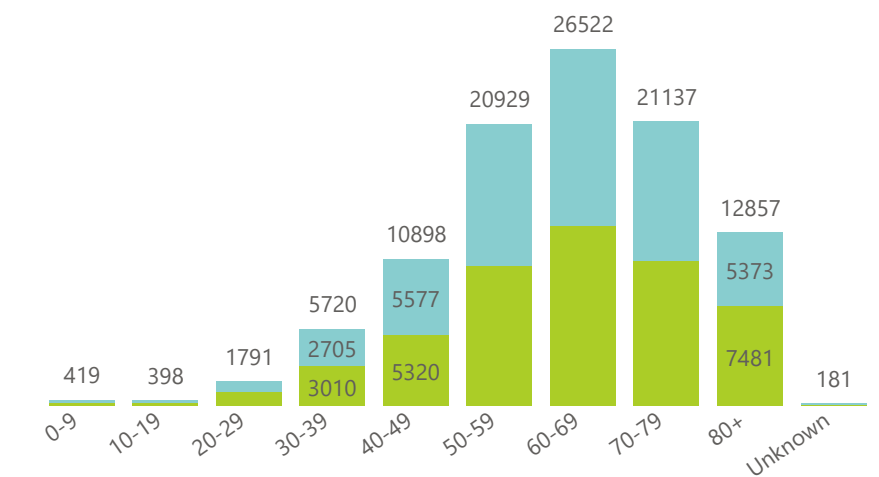


Admissions to date by age group and sex



Female Male Unknown

Deaths to date by age group and sex



Female Male Unknown

15 February 2022

NICD National COVID-19 Hospital Surveillance


National



The number of reported admissions may change day-to-day as enrolled facilities back-capture historical data.
The Western Cape government has been unable to provide daily data on patients who are on oxygen or ventilated.
The data below refer to admitted patients who test positive for SARS-CoV-2 on PCR or antigen tests.



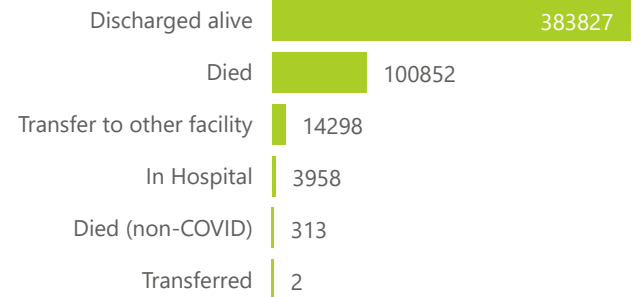
Ward of currently admitted patients



Interventions for currently admitted patients



Admissions to date by discharge type

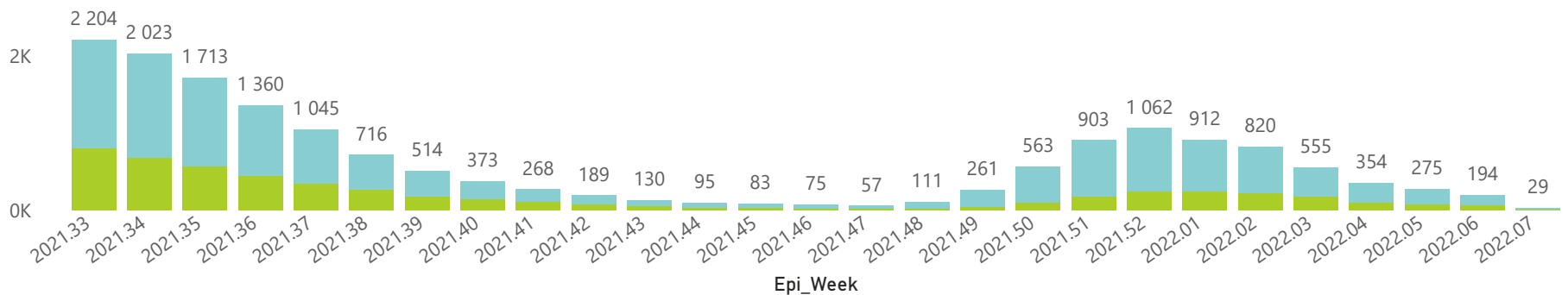


General Ward High Care Intensive Care Unit

Currently Oxygenated Currently Ventilated

Deaths by epidemiological week and sector

Private Public



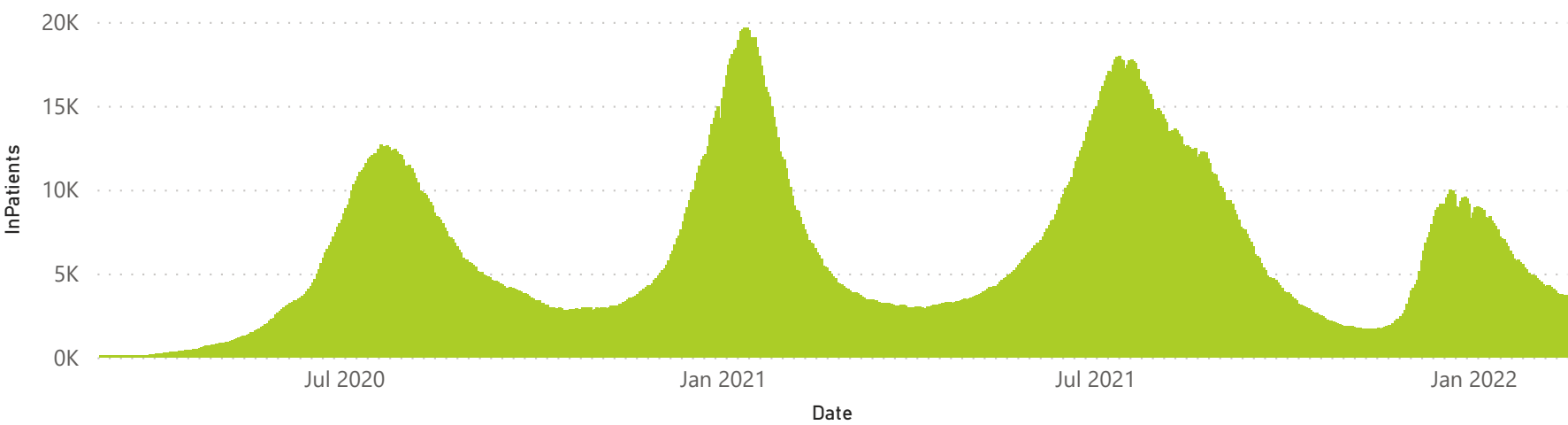
Summary of reported COVID-19 admissions by province, by sector

Province	Facilities Reporting	Admissions to Date	Died to Date	Discharged to date	Currently Admitted	Currently in ICU	Currently Ventilated	Currently Oxygenated	Admissions in Previous Day
Eastern Cape	104	47043	13090	31770	239	13	14	22	9
Private	18	15131	3357	11608	100	9	2	1	6
Public	86	31912	9733	20162	139	4	12	21	3
Free State	55	30455	5977	22136	147	4	1	30	11
Private	20	13590	2232	11119	74	2	0	7	5
Public	35	16865	3745	11017	73	2	1	23	6
Gauteng	136	145257	29276	111176	1550	109	36	122	38
Private	96	81660	14330	66010	860	88	16	22	21
Public	40	63597	14946	45166	690	21	20	100	17
KwaZulu-Natal	116	82442	16993	61602	704	65	19	111	30
Private	47	42914	7255	35007	337	52	13	26	10
Public	69	39528	9738	26595	367	13	6	85	20
Limpopo	48	20440	5254	14492	85	4	3	16	3
Private	7	8944	1699	7070	35	3	1	0	1
Public	41	11496	3555	7422	50	1	2	16	2
Mpumalanga	40	21451	4752	16026	125	9	5	10	3
Private	9	11177	1655	9378	63	8	4	0	0
Public	31	10274	3097	6648	62	1	1	10	3
North West	30	32240	4723	25057	143	9	8	47	8
Private	13	12030	1654	9905	69	7	6	8	1
Public	17	20210	3069	15152	74	2	2	39	7
Northern Cape	35	11341	2412	8348	25	3	2	7	3
Private	6	5362	835	4280	5	2	1	0	0
Public	29	5979	1577	4068	20	1	1	7	3
Western Cape	102	112581	18375	93220	784	78	23	19	5
Private	43	37519	6019	31051	337	38	23	19	5
Public	59	75062	12356	62169	447	40			0
Total	666	503250	100852	383827	3802	294	111	384	110

Summary of reported COVID-19 admissions by province, by sector

Sector	Facilities Reporting	Admissions to Date	Died to Date	Discharged to date	Currently Admitted	Currently in ICU	Currently Ventilated	Currently Oxygenated	Admissions in Previous Day
Private	259	228327	39036	185428	1880	209	66	83	49
Public	407	274923	61816	198399	1922	85	45	301	61
Total	666	503250	100852	383827	3802	294	111	384	110

Daily current In-Patients over time



15 February 2022

NICD National COVID-19 Hospital Surveillance

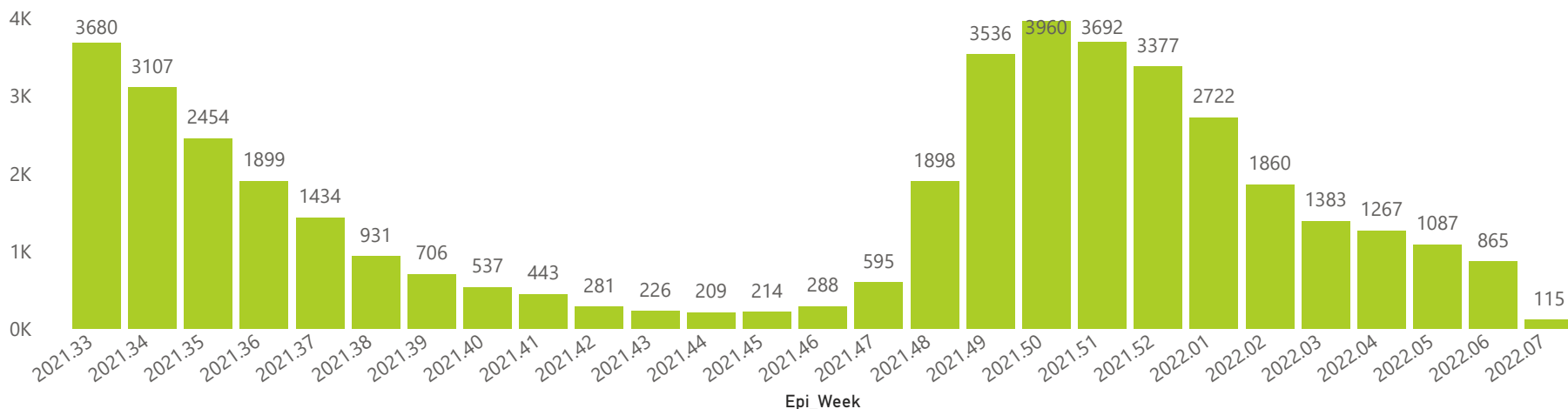
Private



The number of reported admissions may change day-to-day as enrolled facilities back-capture historical data.
The data below refer to admitted patients who test positive for SARS-CoV-2 on PCR or antigen tests.

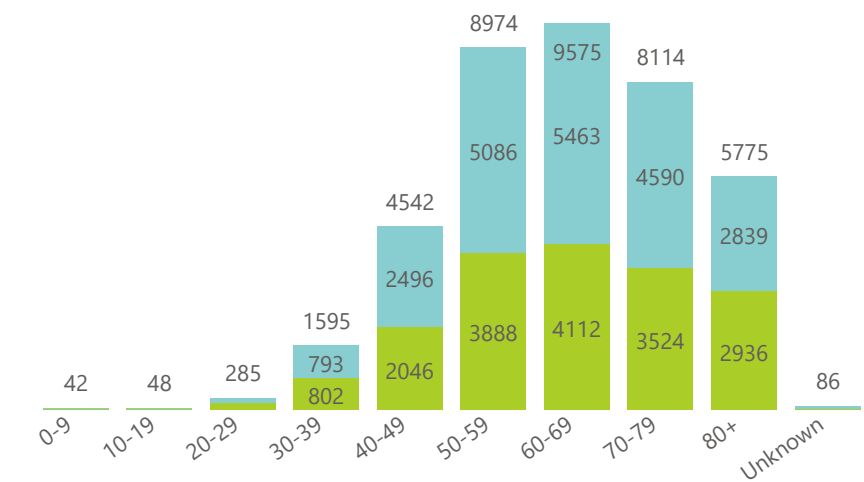
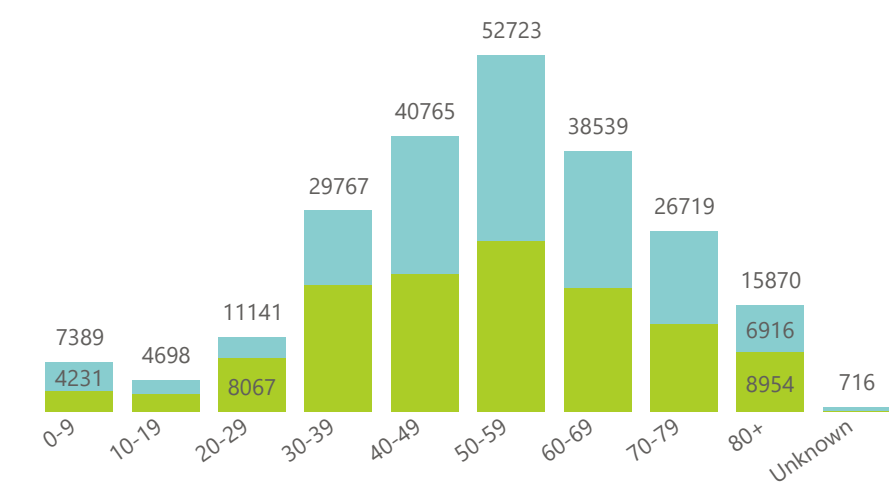


Hospital admissions of COVID-19 cases, by epidemiological week



Admissions to date by age group and sex

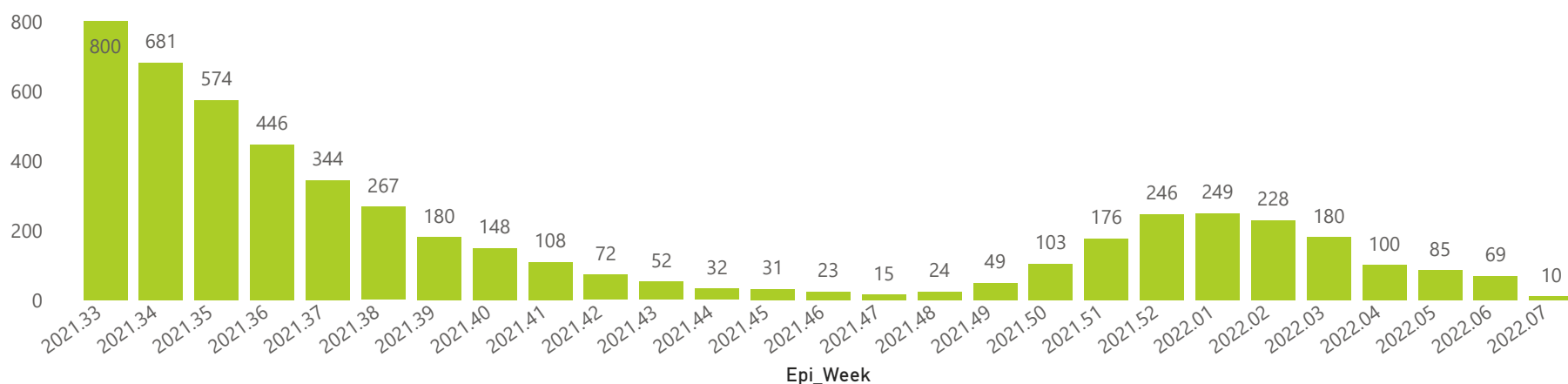
Deaths to date by age group and sex



● Female ● Male ● Unknown

● Female ● Male

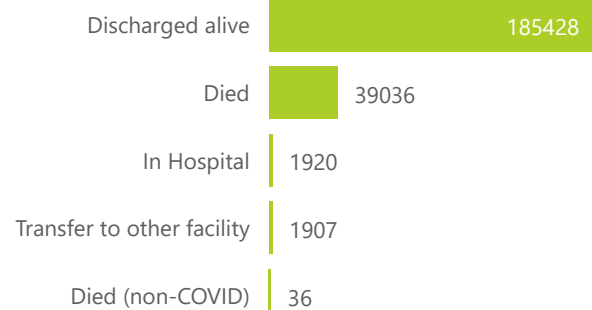
Deaths by epidemiological week



Ward of currently admitted patients

Interventions for currently admitted patients

Admissions to date by discharge type



● General Ward ● High Care ● Intensive Care Unit

● Currently Oxygenated ● Currently Ventilated

The number of reported admissions may change day-to-day as enrolled facilities back-capture historical data.
The data below refer to admitted patients who test positive for SARS-CoV-2 on PCR or antigen tests.

Summary of reported COVID-19 admissions by province

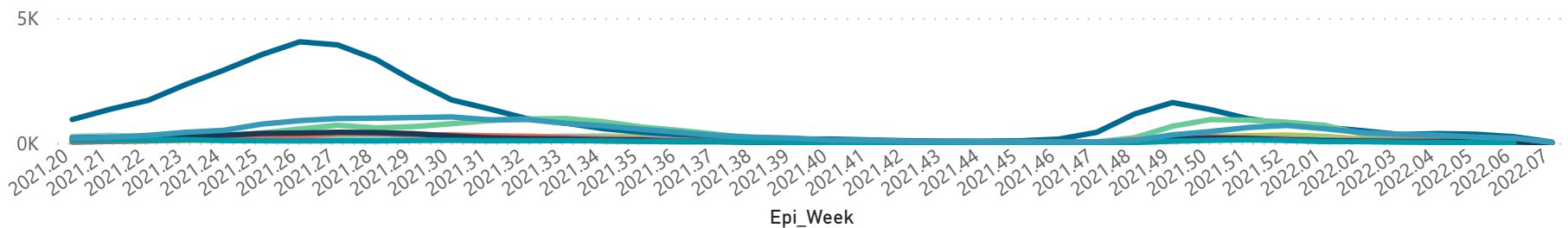
Province	Facilities Reporting	Admissions to Date	Died to Date	Discharged to date	Currently Admitted	Currently in ICU	Currently Ventilated	Currently Oxygenated	Admissions in Previous Day
Eastern Cape	18	15131	3357	11608	100	9	2	1	6
Free State	20	13590	2232	11119	74	2	0	7	5
Gauteng	96	81660	14330	66010	860	88	16	22	21
KwaZulu-Natal	47	42914	7255	35007	337	52	13	26	10
Limpopo	7	8944	1699	7070	35	3	1	0	1
Mpumalanga	9	11177	1655	9378	63	8	4	0	0
North West	13	12030	1654	9905	69	7	6	8	1
Northern Cape	6	5362	835	4280	5	2	1	0	0
Western Cape	43	37519	6019	31051	337	38	23	19	5
Total	259	228327	39036	185428	1880	209	66	83	49

Summary of reported COVID-19 admissions by hospital group

Hospital_Group	Facilities Reporting	Admissions to Date	Died to Date	Discharged to date	Currently Admitted	Currently in ICU	Currently Ventilated	Currently Oxygenated	Admissions in Previous Day
NHN	69	24170	3627	19373	146	8	6	36	11
Netcare	62	63328	12969	49337	744	92	23	1	22
Life Healthcare	51	52516	8529	43764	172	35	0	1	16
Mediclinic	51	64011	10394	53198	288	21	13	10	0
Lenmed	10	11532	1535	9589	55	13	2	3	0
Clinix	6	1976	304	1385	244	18	8	9	0
Melomed	5	7848	1244	6393	191	19	12	13	0
JMH	4	2771	433	2231	36	3	2	10	0
Independent	1	175	1	158	4	0	0	0	0
Total	259	228327	39036	185428	1880	209	66	83	49

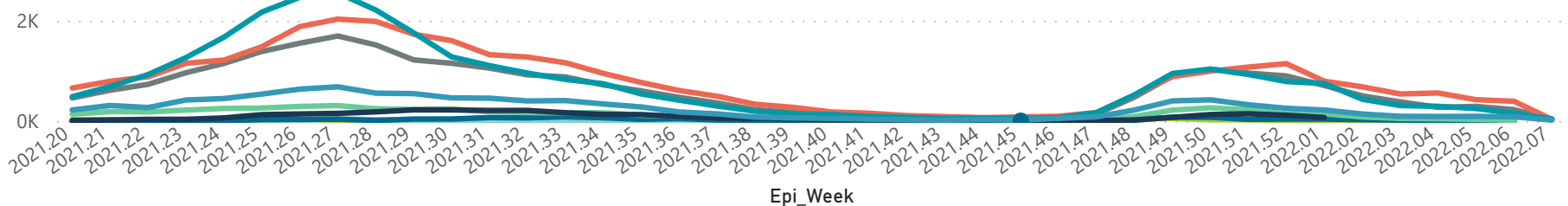
Hospital admissions by province

Province ● Eastern Cape ● Free State ● Gauteng ● KwaZulu-Natal ● Limpopo ● Mpumalanga ● North West ● Northern Cape ● Western Cape



Hospital admissions by hospital group

Group ● Clinix ● Independent ● JMH ● Lenmed ● Life Healthcare ● Mediclinic ● Melomed ● Netcare ● NHN



Admissions by hospital group

Deaths by hospital group

