

03 March 2022

NICD National COVID-19 Hospital Surveillance

National

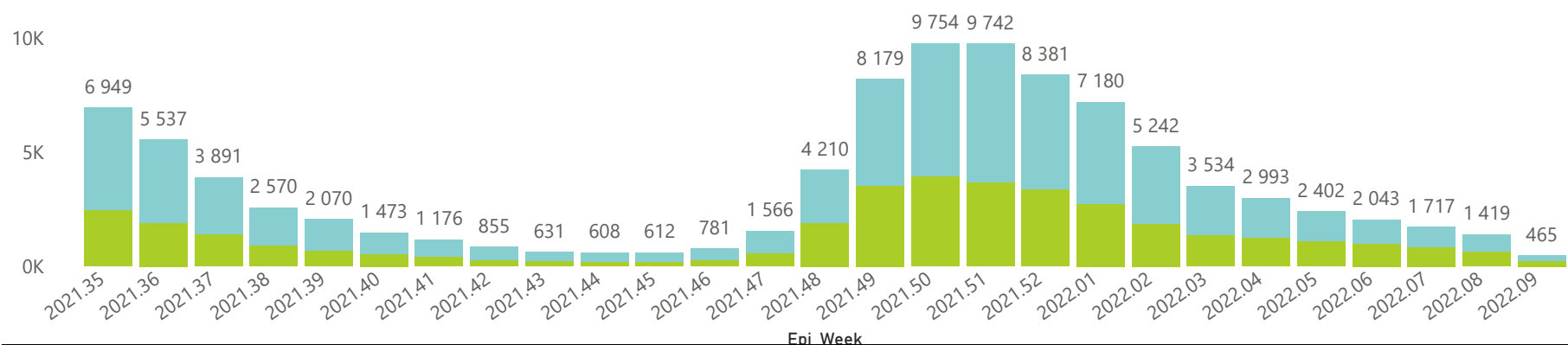


The number of reported admissions may change day-to-day as enrolled facilities back-capture historical data.
The Western Cape government has been unable to provide daily data on patients who are on oxygen or ventilated.
The data below refer to admitted patients who test positive for SARS-CoV-2 on PCR or antigen tests.

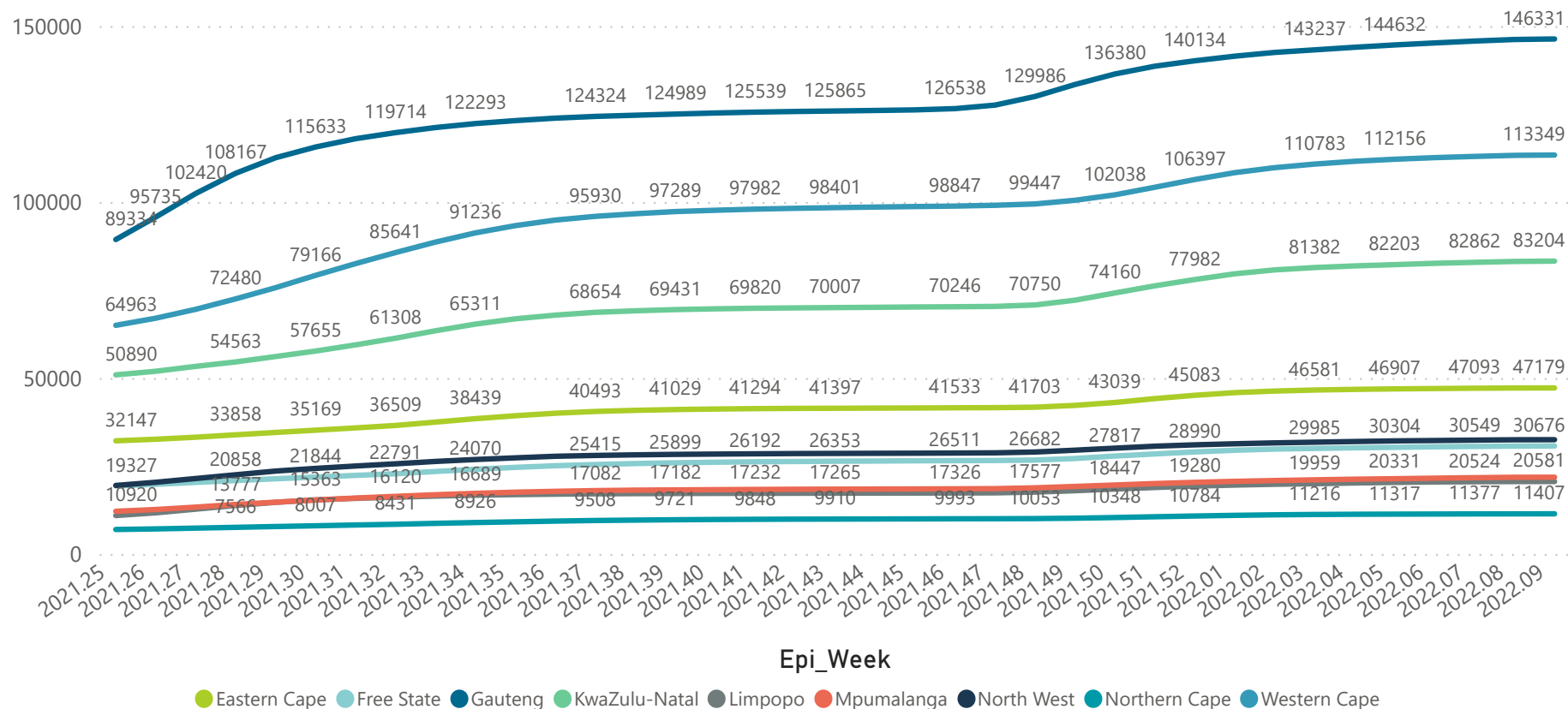


Hospital admissions of COVID-19 cases, by health sector, by epidemiological week

Private Public

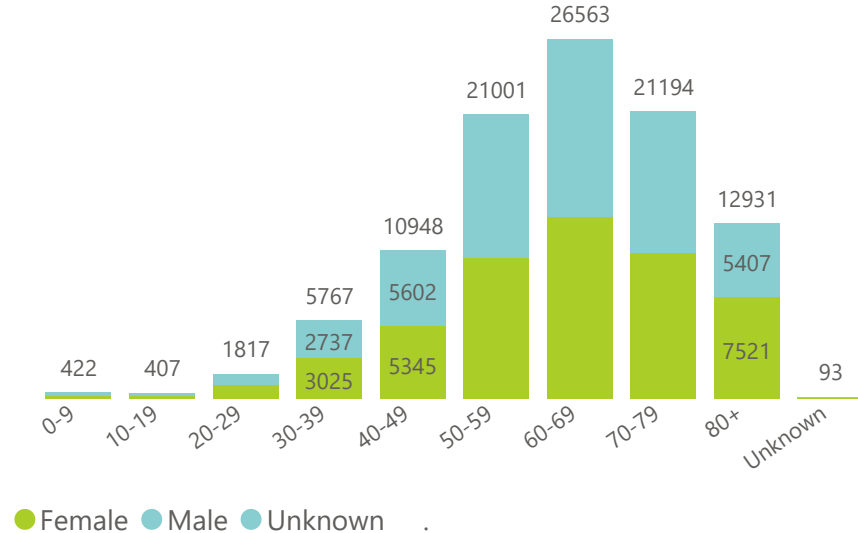
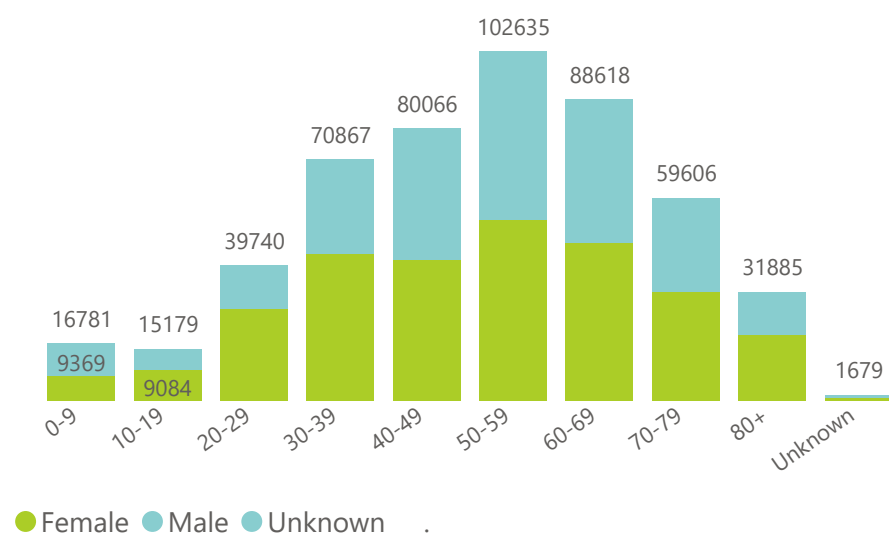


Cumulative reported admissions by province, by epidemiological week



Admissions to date by age group and sex

Deaths to date by age group and sex



03 March 2022

NICD National COVID-19 Hospital Surveillance


National



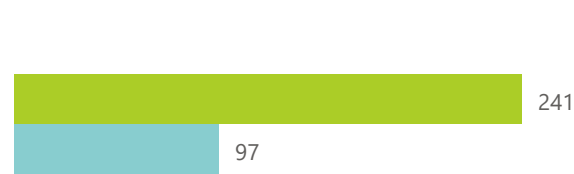
The number of reported admissions may change day-to-day as enrolled facilities back-capture historical data.
The Western Cape government has been unable to provide daily data on patients who are on oxygen or ventilated.
The data below refer to admitted patients who test positive for SARS-CoV-2 on PCR or antigen tests.



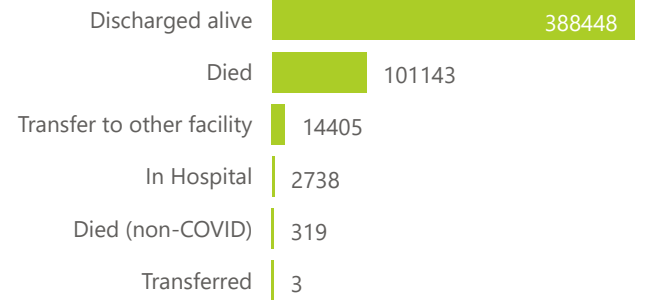
Ward of currently admitted patients



Interventions for currently admitted patients



Admissions to date by discharge type

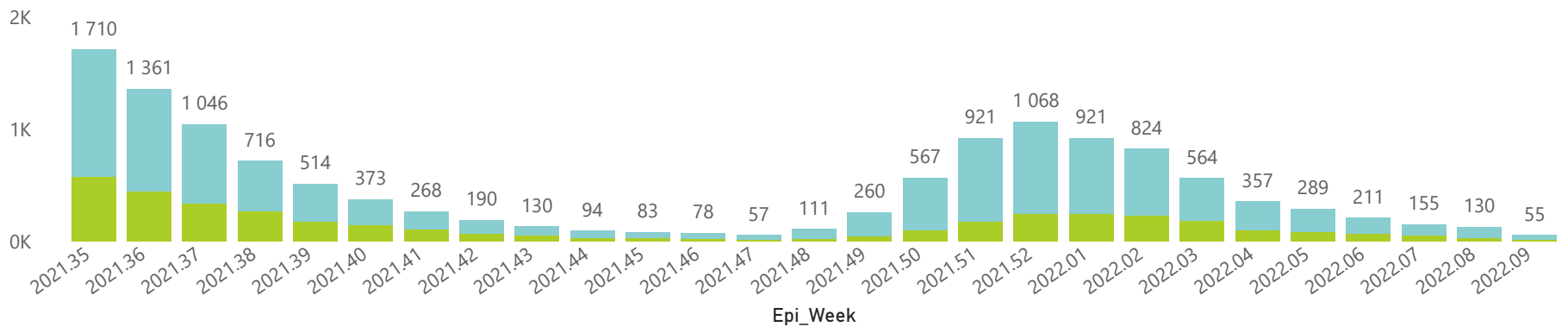


● General Ward ● High Care ● Intensive Care Unit

● Currently Oxygenated ● Currently Ventilated

Deaths by epidemiological week and sector

● Private ● Public



Summary of reported COVID-19 admissions by province, by sector

Province	Facilities Reporting	Admissions to Date	Died to Date	Discharged to date	Currently Admitted	Currently in ICU	Currently Ventilated	Currently Oxygenated	Admissions in Previous Day
Eastern Cape	104	47180	13109	31976	143	14	11	7	5
Private	18	15197	3366	11714	52	11	4	1	3
Public	86	31983	9743	20262	91	3	7	6	2
Free State	55	30676	5992	22383	91	3	3	20	7
Private	20	13703	2235	11265	36	1	1	0	0
Public	35	16973	3757	11118	55	2	2	20	7
Gauteng	136	146338	29354	112590	1128	91	36	83	21
Private	96	82088	14360	66789	484	73	22	14	8
Public	40	64250	14994	45801	644	18	14	69	13
KwaZulu-Natal	116	83214	17114	62459	448	41	14	61	19
Private	47	43128	7273	35302	236	33	11	25	5
Public	69	40086	9841	27157	212	8	3	36	14
Limpopo	48	20582	5279	14656	37	2	2	10	0
Private	7	9008	1703	7158	7	1	0	0	0
Public	41	11574	3576	7498	30	1	2	10	0
Mpumalanga	40	21808	4784	16360	107	8	7	10	2
Private	9	11385	1670	9595	39	7	4	1	1
Public	31	10423	3114	6765	68	1	3	9	1
North West	30	32470	4748	25294	106	18	7	31	2
Private	13	12111	1657	10005	47	10	7	8	0
Public	17	20359	3091	15289	59	8	0	23	2
Northern Cape	35	11407	2418	8409	19	1	1	4	2
Private	6	5390	836	4303	5	0	0	0	1
Public	29	6017	1582	4106	14	1	1	4	1
Western Cape	102	113381	18345	94321	523	70	16	15	7
Private	43	37844	6042	31421	270	32	16	15	2
Public	59	75537	12303	62900	253	38			5
Total	666	507056	101143	388448	2602	248	97	241	65

03 March 2022

NICD National COVID-19 Hospital Surveillance

National



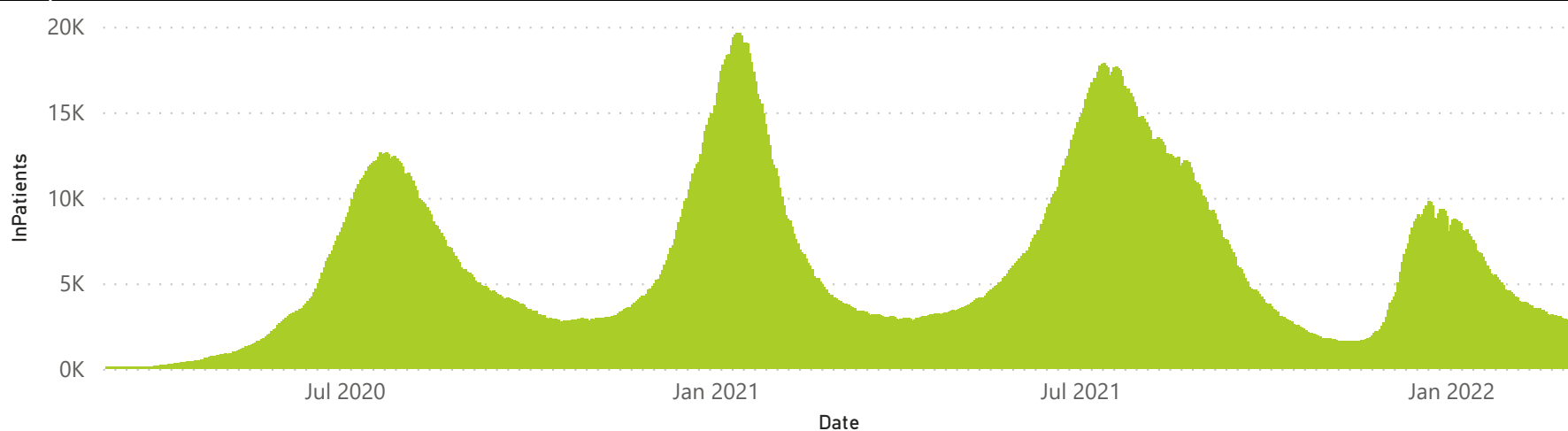
The number of reported admissions may change day-to-day as enrolled facilities back-capture historical data.
 The Western Cape government has been unable to provide daily data on patients who are on oxygen or ventilated.
 The data below refer to admitted patients who test positive for SARS-CoV-2 on PCR or antigen tests.



Summary of reported COVID-19 admissions by province, by sector

Sector	Facilities Reporting	Admissions to Date	Died to Date	Discharged to date	Currently Admitted	Currently in ICU	Currently Ventilated	Currently Oxygenated	Admissions in Previous Day
Private	259	229854	39142	187552	1176	168	65	64	20
Public	407	277202	62001	200896	1426	80	32	177	45
Total	666	507056	101143	388448	2602	248	97	241	65

Daily current In-Patients over time



03 March 2022

NICD National COVID-19 Hospital Surveillance

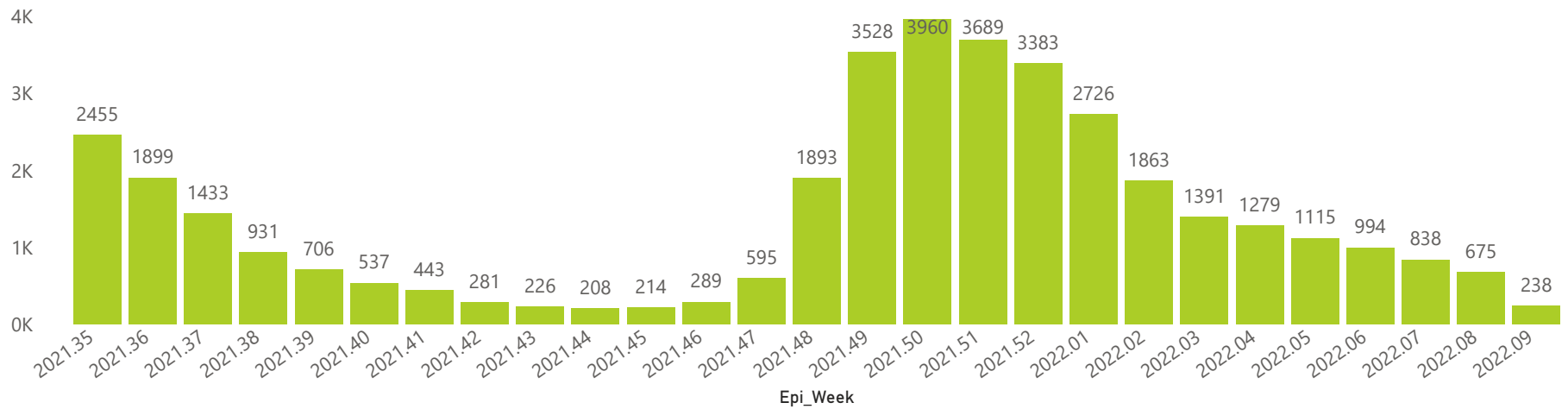
Private



The number of reported admissions may change day-to-day as enrolled facilities back-capture historical data.
The data below refer to admitted patients who test positive for SARS-CoV-2 on PCR or antigen tests.

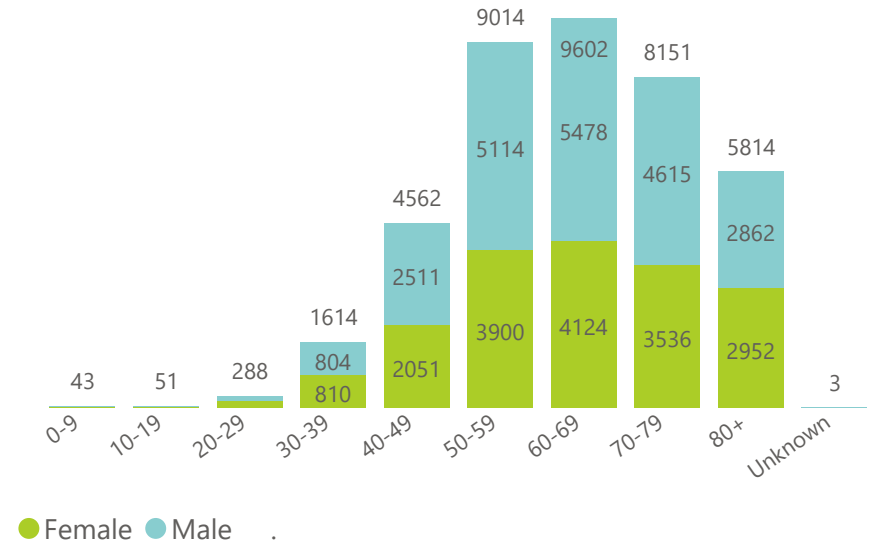
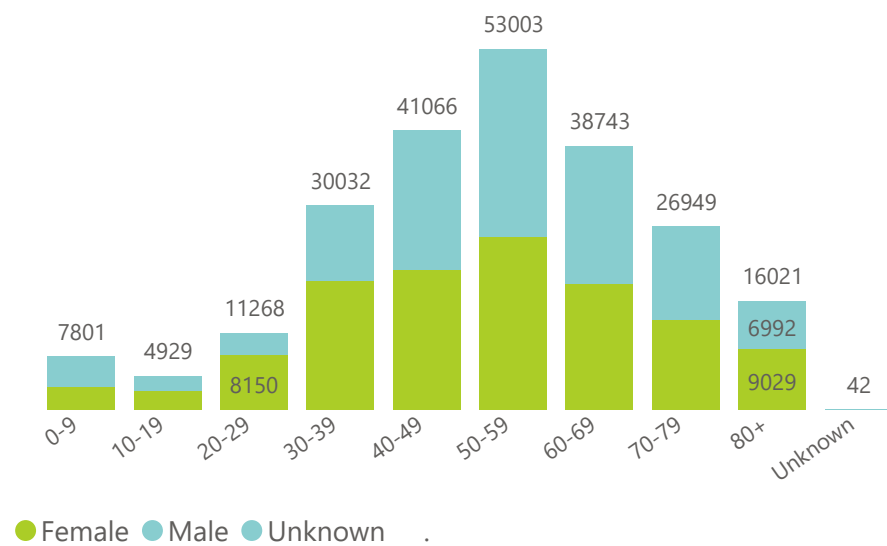


Hospital admissions of COVID-19 cases, by epidemiological week

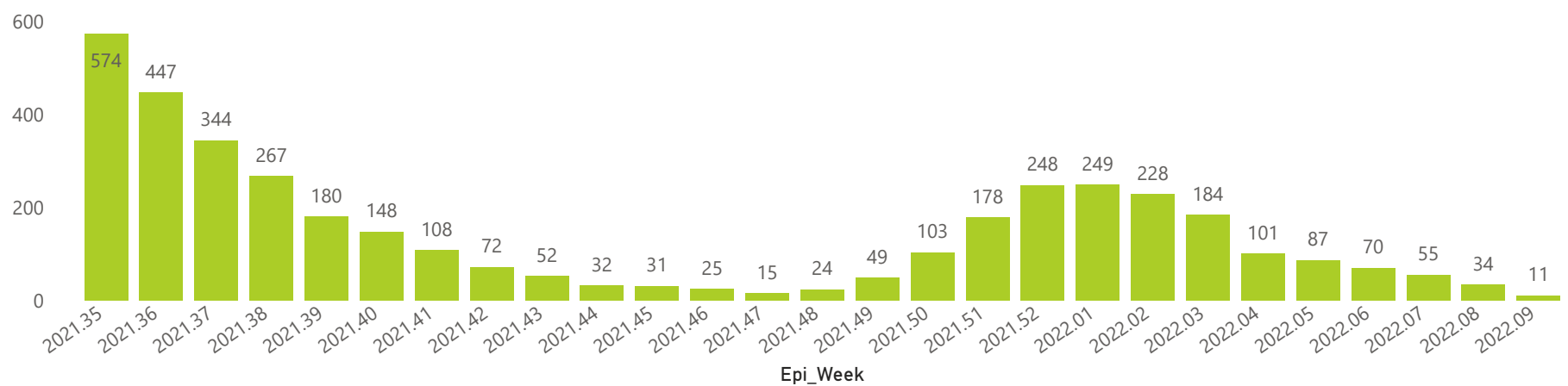


Admissions to date by age group and sex

Deaths to date by age group and sex



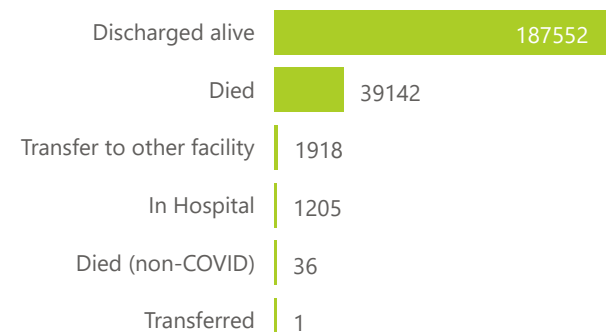
Deaths by epidemiological week



Ward of currently admitted patients

Interventions for currently admitted patients

Admissions to date by discharge type



● General Ward ● High Care ● Intensive Care Unit

● Currently Oxygenated ● Currently Ventilated

The number of reported admissions may change day-to-day as enrolled facilities back-capture historical data.
The data below refer to admitted patients who test positive for SARS-CoV-2 on PCR or antigen tests.

Summary of reported COVID-19 admissions by province

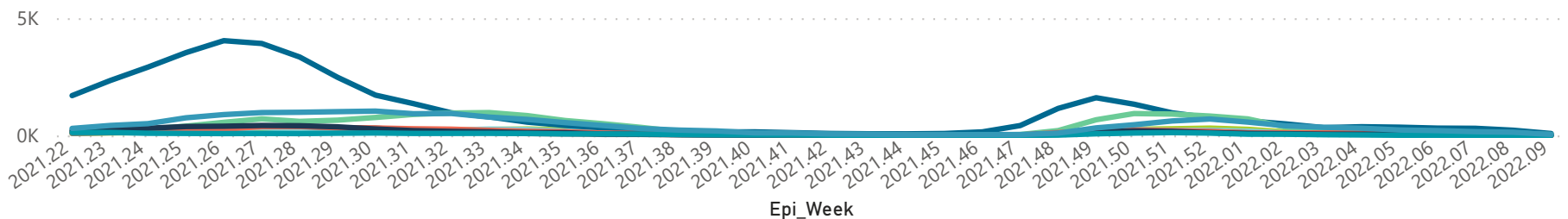
Province	Facilities Reporting	Admissions to Date	Died to Date	Discharged to date	Currently Admitted	Currently in ICU	Currently Ventilated	Currently Oxygenated	Admissions in Previous Day
Gauteng	96	82088	14360	66789	484	73	22	14	8
Western Cape	43	37844	6042	31421	270	32	16	15	2
KwaZulu-Natal	47	43128	7273	35302	236	33	11	25	5
Eastern Cape	18	15197	3366	11714	52	11	4	1	3
North West	13	12111	1657	10005	47	10	7	8	0
Mpumalanga	9	11385	1670	9595	39	7	4	1	1
Free State	20	13703	2235	11265	36	1	1	0	0
Limpopo	7	9008	1703	7158	7	1	0	0	0
Northern Cape	6	5390	836	4303	5	0	0	0	1
Total	259	229854	39142	187552	1176	168	65	64	20

Summary of reported COVID-19 admissions by hospital group

Hospital_Group	Facilities Reporting	Admissions to Date	Died to Date	Discharged to date	Currently Admitted	Currently in ICU	Currently Ventilated	Currently Oxygenated	Admissions in Previous Day
NHN	69	24398	3634	19619	117	11	9	24	5
Netcare	62	63337	13000	49864	204	53	15	0	5
Life Healthcare	51	53051	8552	44302	146	32	7	3	8
Mediclinic	51	64681	10436	53928	186	18	11	2	0
Lenmed	10	11626	1539	9677	50	14	1	3	2
Clinix	6	1974	304	1384	244	18	8	9	0
Melomed	5	7842	1243	6389	190	19	12	13	0
JMH	4	2770	433	2231	35	3	2	10	0
Independent	1	175	1	158	4	0	0	0	0
Total	259	229854	39142	187552	1176	168	65	64	20

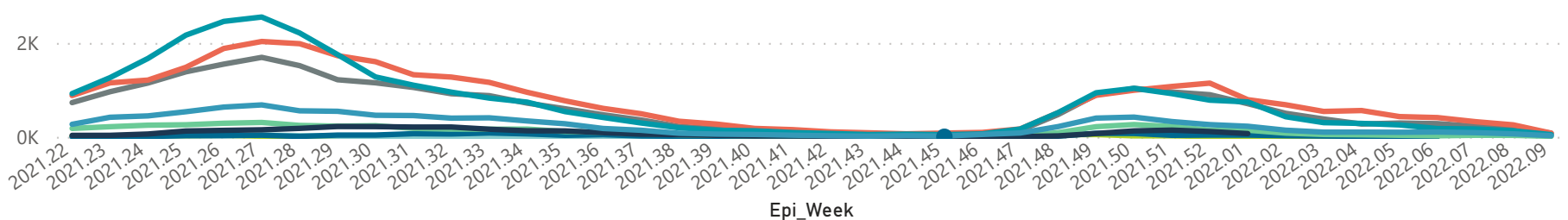
Hospital admissions by province

Province ● Eastern Cape ● Free State ● Gauteng ● KwaZulu-Natal ● Limpopo ● Mpumalanga ● North West ● Northern Cape ● Western Cape

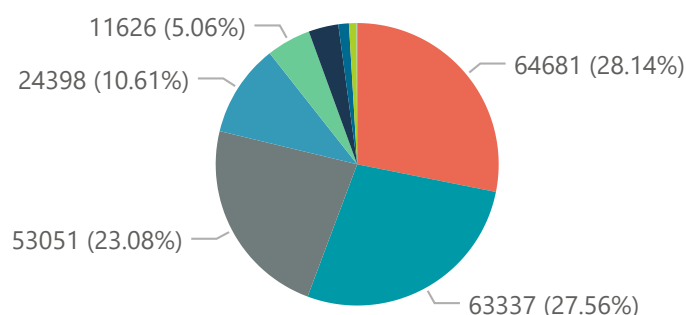


Hospital admissions by hospital group

Group ● Clinix ● Independent ● JMH ● Lenmed ● Life Healthcare ● Mediclinic ● Melomed ● Netcare ● NHN



Admissions by hospital group



Deaths by hospital group

