

29 March 2022

NICD National COVID-19 Hospital Surveillance

National

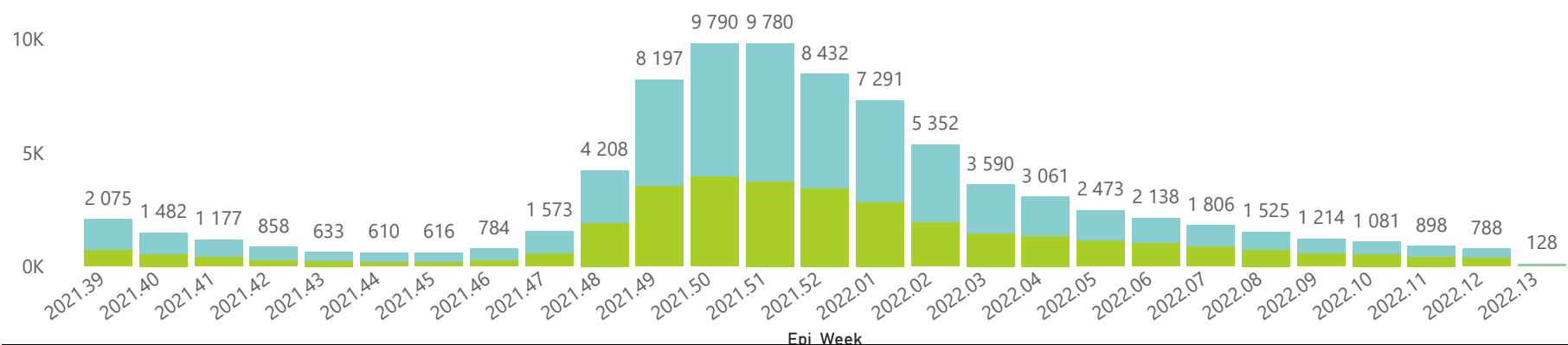


The number of reported admissions may change day-to-day as enrolled facilities back-capture historical data.
The Western Cape government has been unable to provide daily data on patients who are on oxygen or ventilated.
The data below refer to admitted patients who test positive for SARS-CoV-2 on PCR or antigen tests.

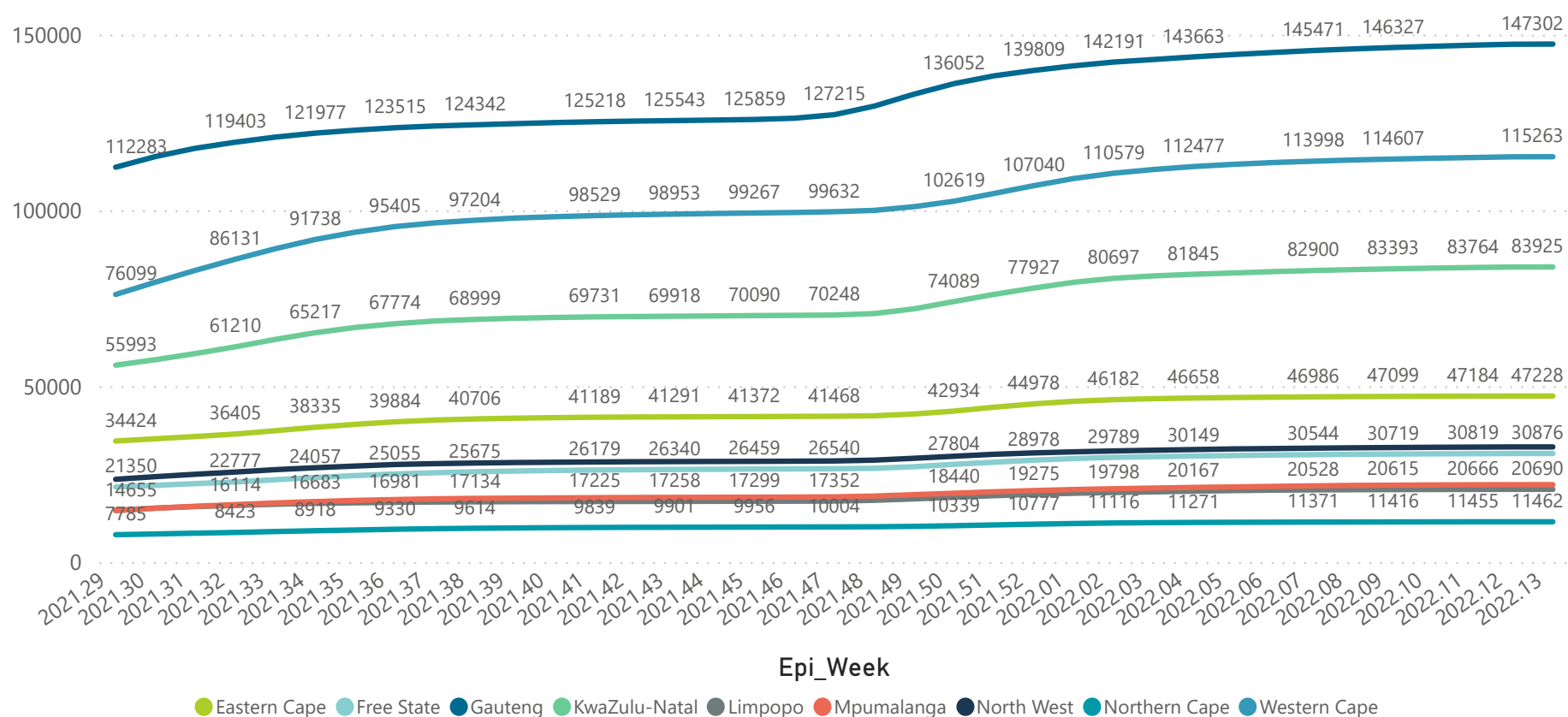


Hospital admissions of COVID-19 cases, by health sector, by epidemiological week

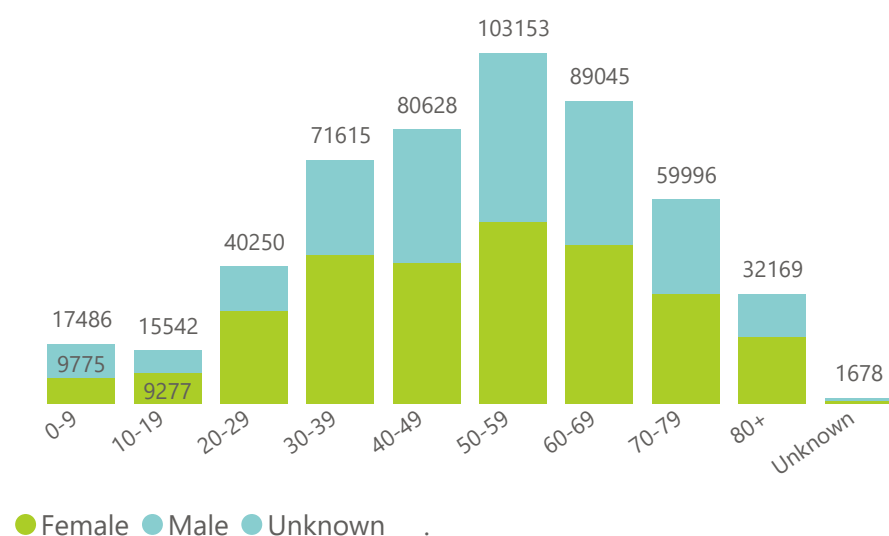
Private Public



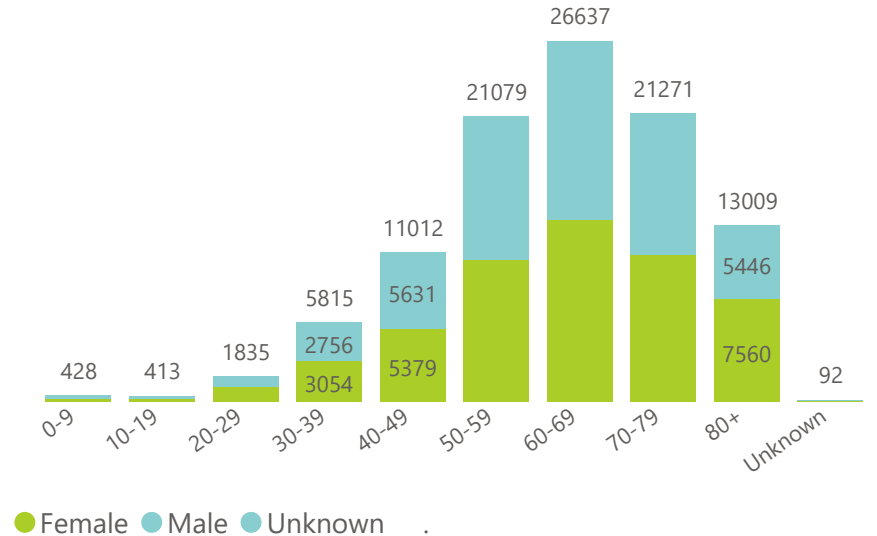
Cumulative reported admissions by province, by epidemiological week



Admissions to date by age group and sex



Deaths to date by age group and sex



29 March 2022

NICD National COVID-19 Hospital Surveillance


National



The number of reported admissions may change day-to-day as enrolled facilities back-capture historical data.
The Western Cape government has been unable to provide daily data on patients who are on oxygen or ventilated.
The data below refer to admitted patients who test positive for SARS-CoV-2 on PCR or antigen tests.



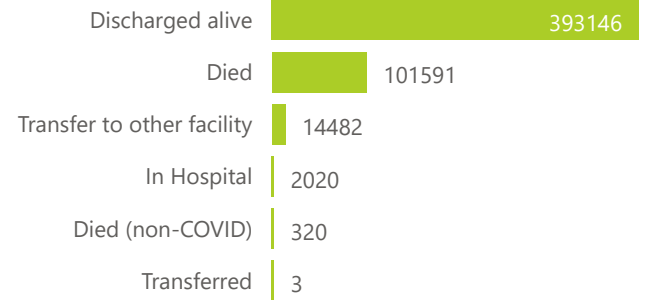
Ward of currently admitted patients



Interventions for currently admitted patients



Admissions to date by discharge type

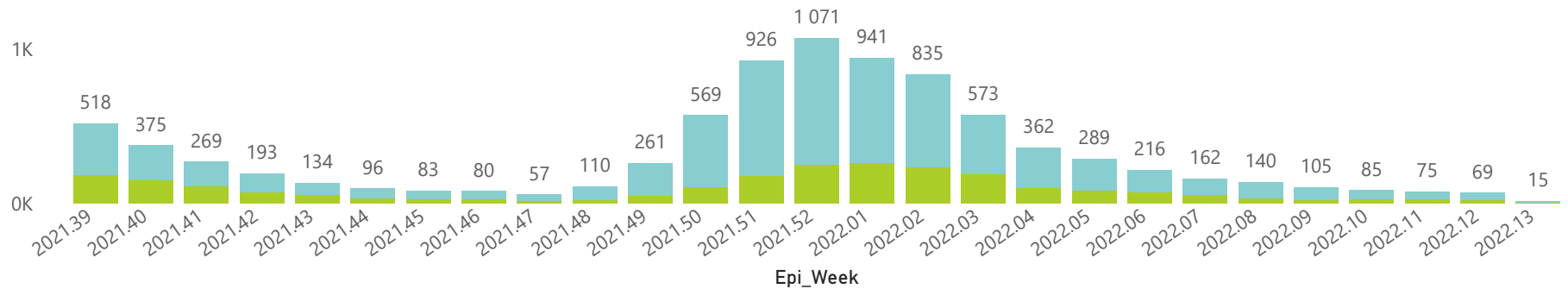


● General Ward ● High Care ● Intensive Care Unit

● Currently Oxygenated ● Currently Ventilated

Deaths by epidemiological week and sector

● Private ● Public



Summary of reported COVID-19 admissions by province, by sector

Province	Facilities Reporting	Admissions to Date	Died to Date	Discharged to date	Currently Admitted	Currently in ICU	Currently Ventilated	Currently Oxygenated	Admissions in Previous Day
Eastern Cape	104	47229	13108	32068	104	7	4	10	9
Private	18	15210	3356	11755	36	4	0	1	8
Public	86	32019	9752	20313	68	3	4	9	1
Free State	55	30876	6004	22569	80	2	3	22	5
Private	20	13789	2238	11363	19	1	1	3	2
Public	35	17087	3766	11206	61	1	2	19	3
Gauteng	136	147309	29438	113632	981	89	30	87	26
Private	96	82494	14407	67288	346	53	13	23	14
Public	40	64815	15031	46344	635	36	17	64	12
KwaZulu-Natal	116	83935	17174	63145	397	38	10	52	9
Private	47	43427	7296	35629	189	32	8	19	3
Public	69	40508	9878	27516	208	6	2	33	6
Limpopo	48	20691	5304	14752	23	2	1	4	1
Private	7	9065	1706	7211	8	1	0	0	0
Public	41	11626	3598	7541	15	1	1	4	1
Mpumalanga	40	22012	4809	16594	47	0	2	4	3
Private	9	11477	1677	9701	18	0	0	0	2
Public	31	10535	3132	6893	29	0	2	4	1
North West	30	32753	4779	25550	100	8	4	42	1
Private	13	12239	1671	10122	44	4	4	9	0
Public	17	20514	3108	15428	56	4	0	33	1
Northern Cape	35	11462	2427	8460	11	0	0	1	0
Private	6	5416	841	4326	4	0	0	0	0
Public	29	6046	1586	4134	7	0	0	1	0
Western Cape	102	115295	18548	96376	193	31	4	3	10
Private	43	39370	6204	32946	112	16	4	3	3
Public	59	75925	12344	63430	81	15			7
Total	666	511562	101591	393146	1936	177	58	225	64

29 March 2022

NICD National COVID-19 Hospital Surveillance

National



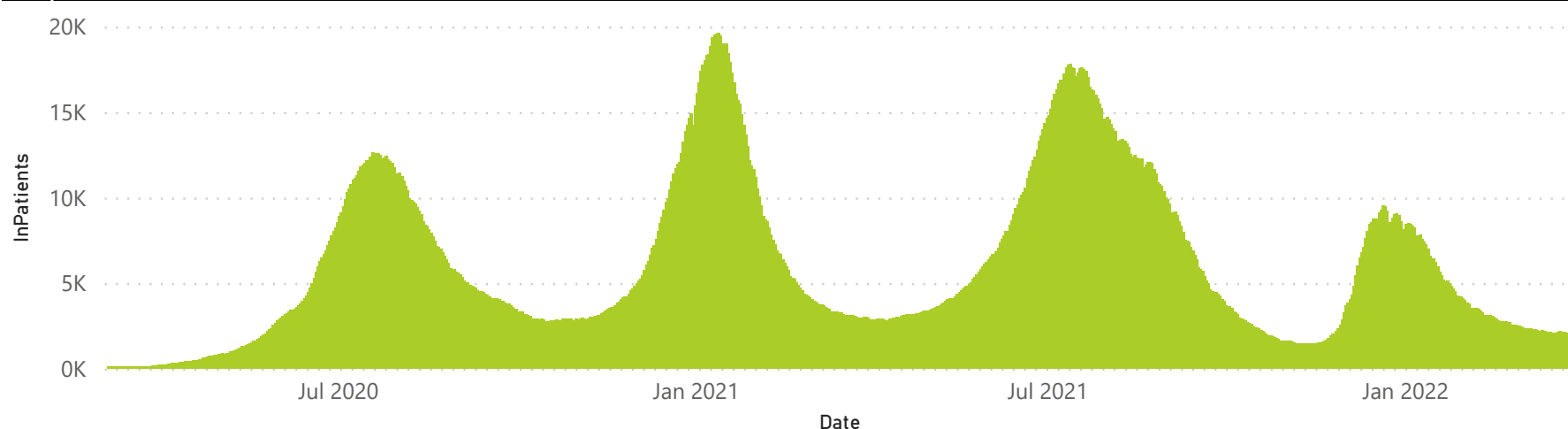
The number of reported admissions may change day-to-day as enrolled facilities back-capture historical data.
 The Western Cape government has been unable to provide daily data on patients who are on oxygen or ventilated.
 The data below refer to admitted patients who test positive for SARS-CoV-2 on PCR or antigen tests.



Summary of reported COVID-19 admissions by province, by sector

Sector	Facilities Reporting	Admissions to Date	Died to Date	Discharged to date	Currently Admitted	Currently in ICU	Currently Ventilated	Currently Oxygenated	Admissions in Previous Day
Private	259	232487	39396	190341	776	111	30	58	32
Public	407	279075	62195	202805	1160	66	28	167	32
Total	666	511562	101591	393146	1936	177	58	225	64

Daily current In-Patients over time



29 March 2022

NICD National COVID-19 Hospital Surveillance

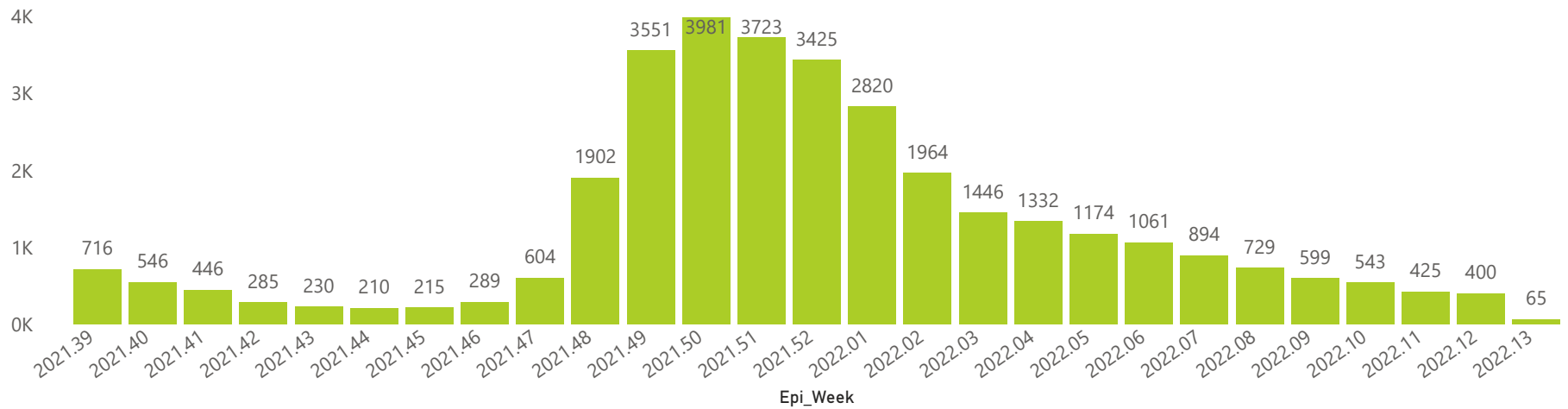
Private



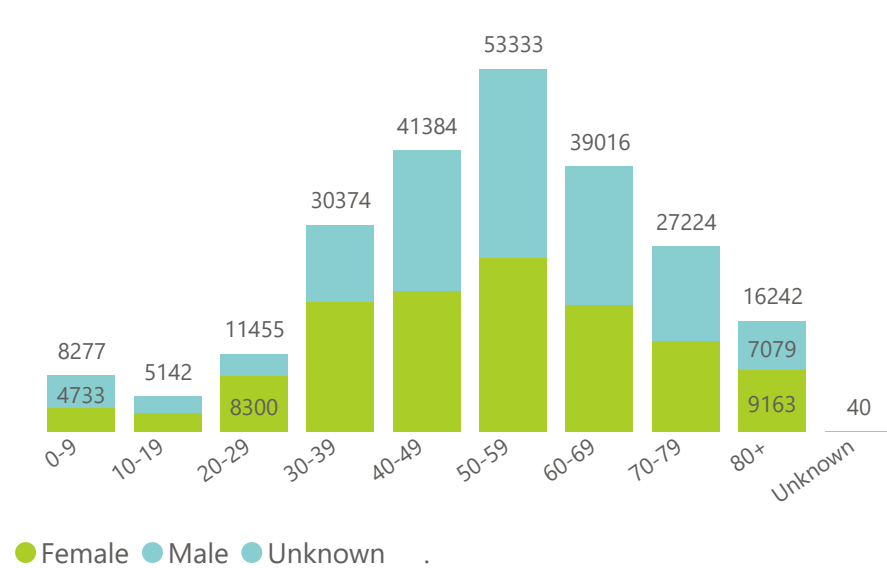
The number of reported admissions may change day-to-day as enrolled facilities back-capture historical data.
The data below refer to admitted patients who test positive for SARS-CoV-2 on PCR or antigen tests.



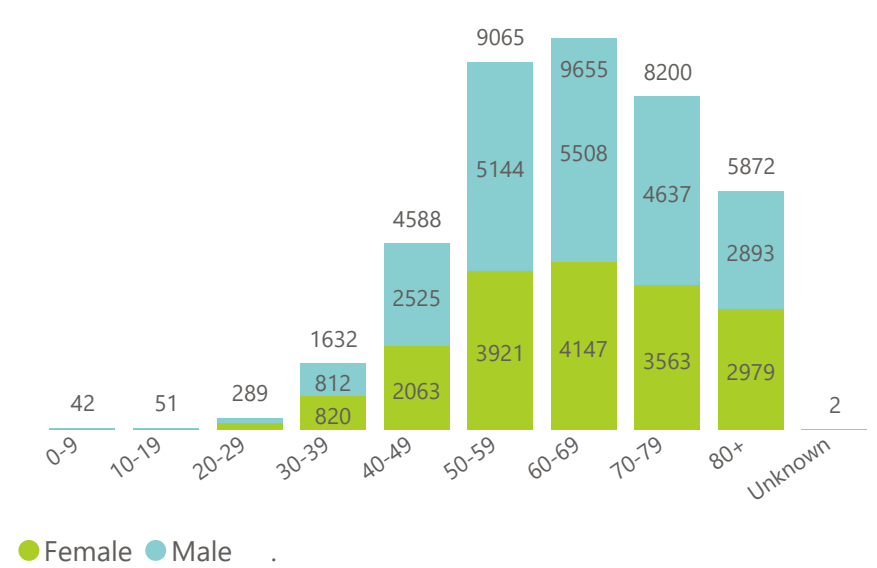
Hospital admissions of COVID-19 cases, by epidemiological week



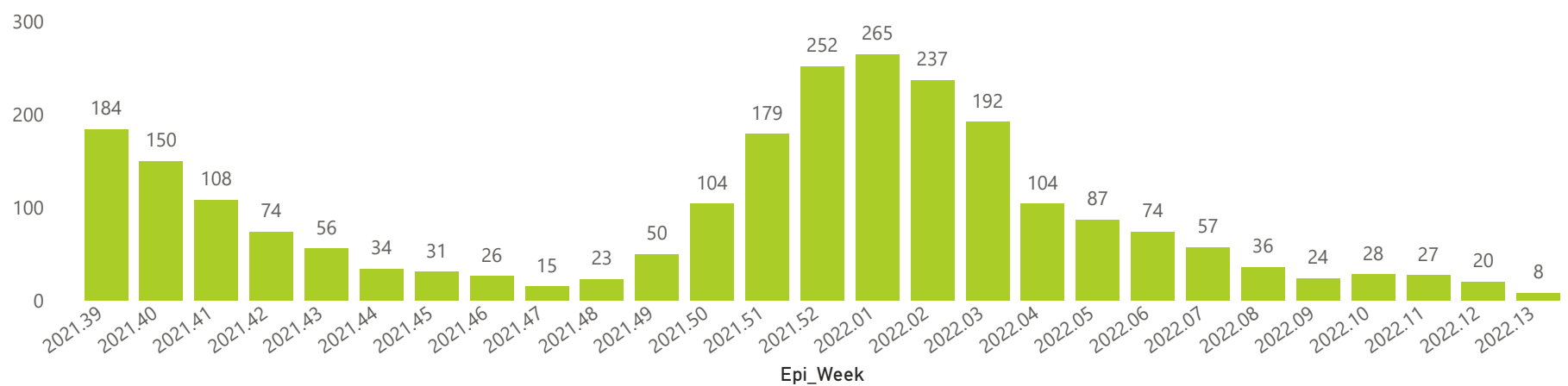
Admissions to date by age group and sex



Deaths to date by age group and sex



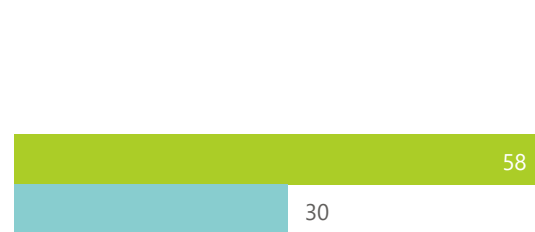
Deaths by epidemiological week



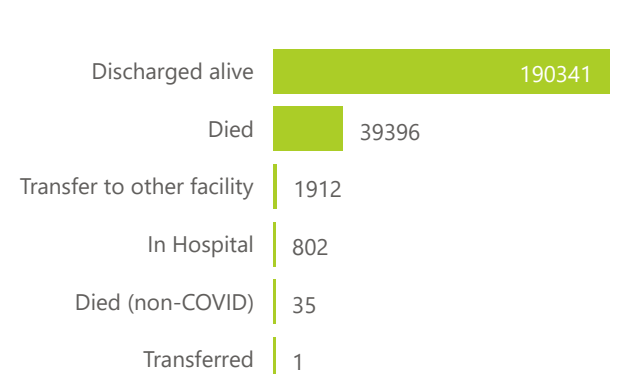
Ward of currently admitted patients



Interventions for currently admitted patients



Admissions to date by discharge type



● General Ward ● High Care ● Intensive Care Unit

● Currently Oxygenated ● Currently Ventilated

The number of reported admissions may change day-to-day as enrolled facilities back-capture historical data.
The data below refer to admitted patients who test positive for SARS-CoV-2 on PCR or antigen tests.

Summary of reported COVID-19 admissions by province

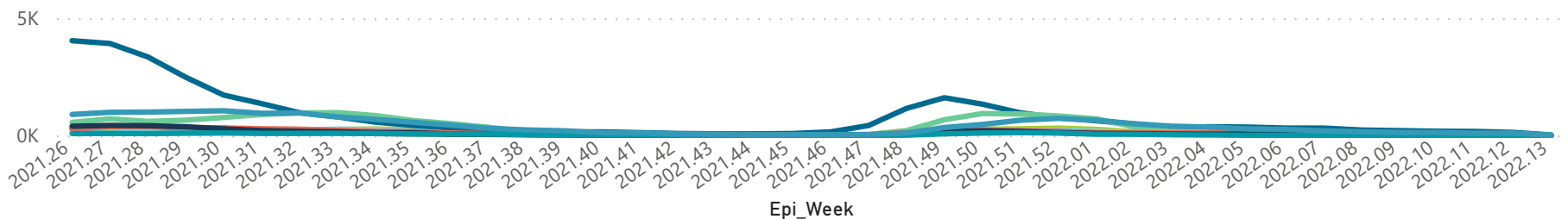
Province	Facilities Reporting	Admissions to Date	Died to Date	Discharged to date	Currently Admitted	Currently in ICU	Currently Ventilated	Currently Oxygenated	Admissions in Previous Day
Gauteng	96	82494	14407	67288	346	53	13	23	14
KwaZulu-Natal	47	43427	7296	35629	189	32	8	19	3
Western Cape	43	39370	6204	32946	112	16	4	3	3
North West	13	12239	1671	10122	44	4	4	9	0
Eastern Cape	18	15210	3356	11755	36	4	0	1	8
Free State	20	13789	2238	11363	19	1	1	3	2
Mpumalanga	9	11477	1677	9701	18	0	0	0	2
Limpopo	7	9065	1706	7211	8	1	0	0	0
Northern Cape	6	5416	841	4326	4	0	0	0	0
Total	259	232487	39396	190341	776	111	30	58	32

Summary of reported COVID-19 admissions by hospital group

Hospital_Group	Facilities Reporting	Admissions to Date	Died to Date	Discharged to date	Currently Admitted	Currently in ICU	Currently Ventilated	Currently Oxygenated	Admissions in Previous Day
NHN	69	24491	3635	19728	99	7	6	24	4
Netcare	62	63602	13010	50137	185	47	7	1	8
Life Healthcare	51	53439	8560	44729	104	16	2	10	20
Mediclinic	51	65334	10484	54599	122	12	6	3	0
Lenmed	10	11427	1537	9492	40	10	1	4	0
Clinix	6	2058	329	1539	149	10	6	8	0
Melomed	5	9156	1405	7694	38	6	1	1	0
JMH	4	2805	435	2265	35	3	1	7	0
Independent	1	175	1	158	4	0	0	0	0
Total	259	232487	39396	190341	776	111	30	58	32

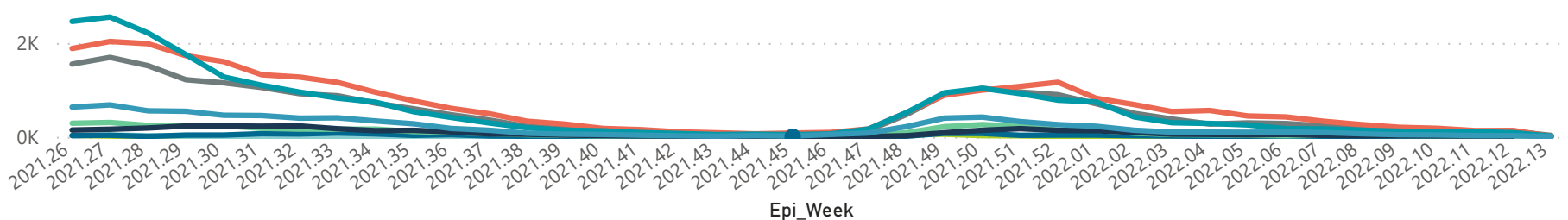
Hospital admissions by province

Province ● Eastern Cape ● Free State ● Gauteng ● KwaZulu-Natal ● Limpopo ● Mpumalanga ● North West ● Northern Cape ● Western Cape



Hospital admissions by hospital group

Group ● Clinix ● Independent ● JMH ● Lenmed ● Life Healthcare ● Mediclinic ● Melomed ● Netcare ● NHN



Admissions by hospital group

Deaths by hospital group

