

Wednesday, March 16, 2022

NICD National COVID-19 Hospital Surveillance

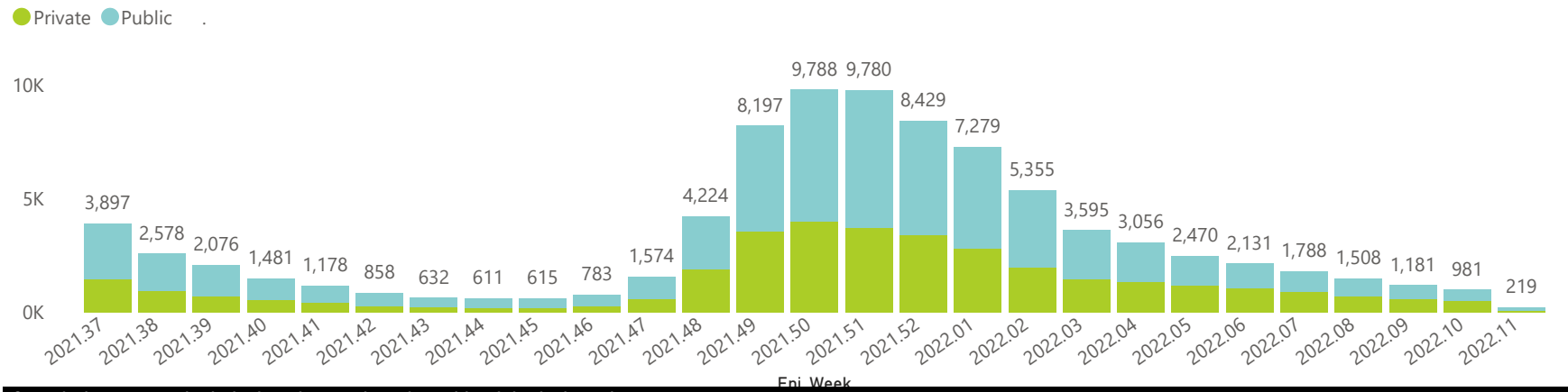
National



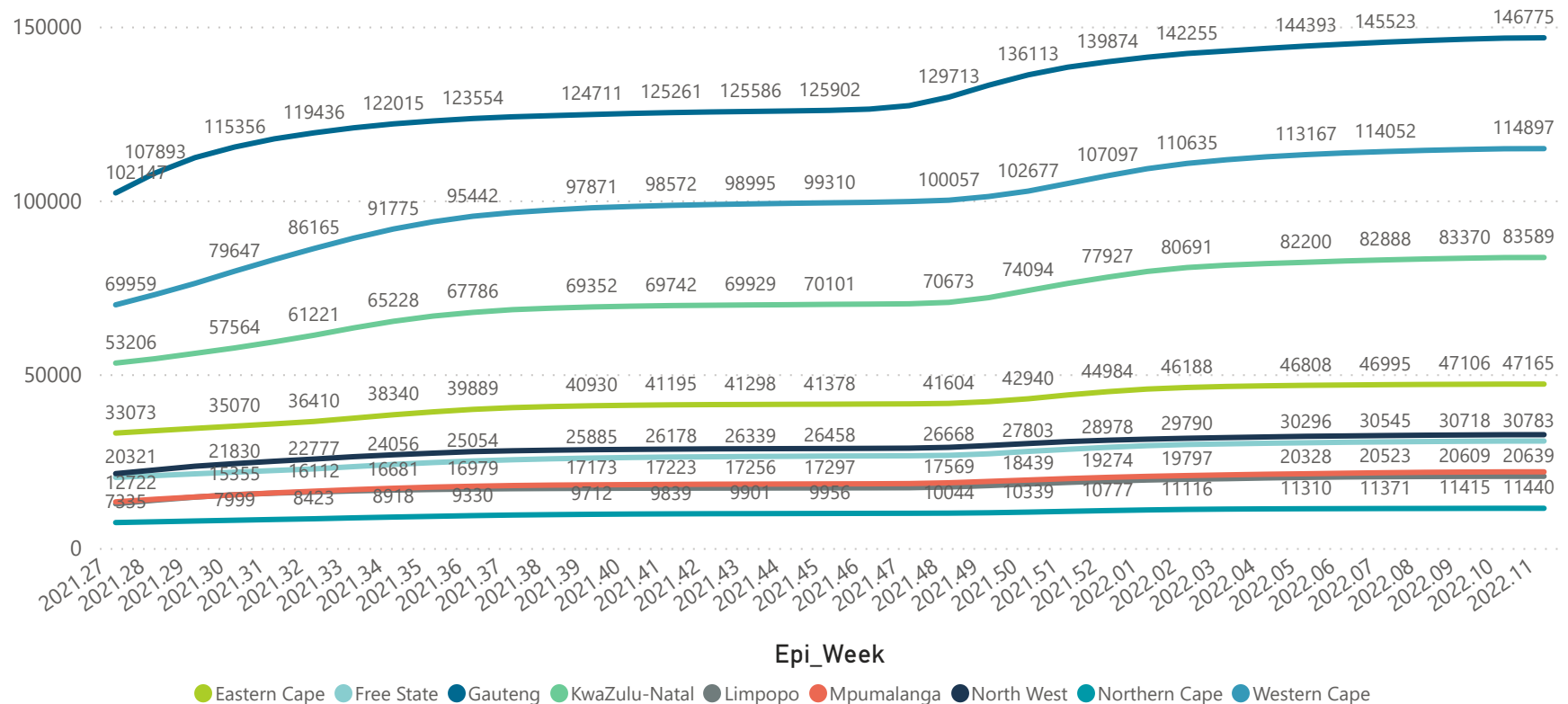
The number of reported admissions may change day-to-day as enrolled facilities back-capture historical data.
The Western Cape government has been unable to provide daily data on patients who are on oxygen or ventilated.
The data below refer to admitted patients who test positive for SARS-CoV-2 on PCR or antigen tests.



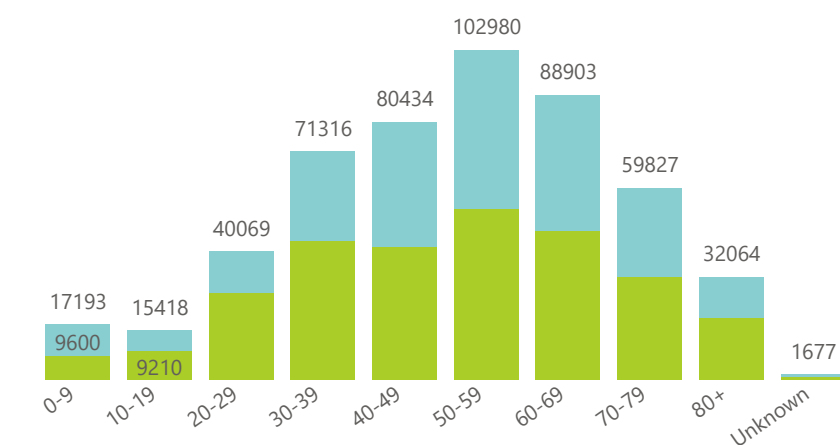
Hospital admissions of COVID-19 cases, by health sector, by epidemiological week



Cumulative reported admissions by province, by epidemiological week

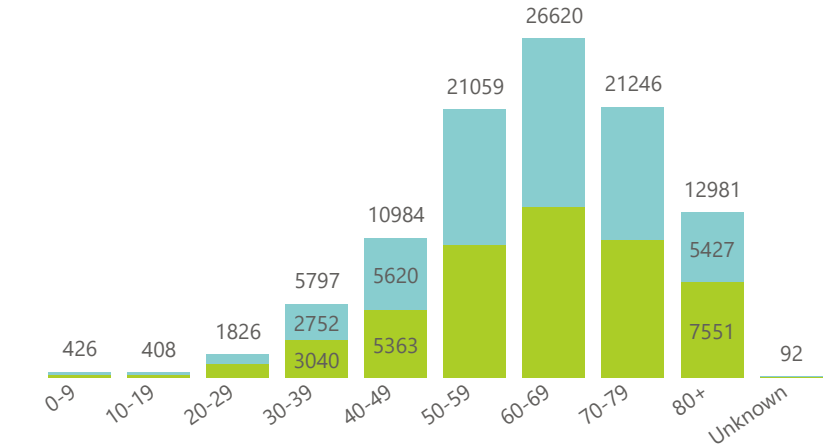


Admissions to date by age group and sex



Female Male Unknown

Deaths to date by age group and sex



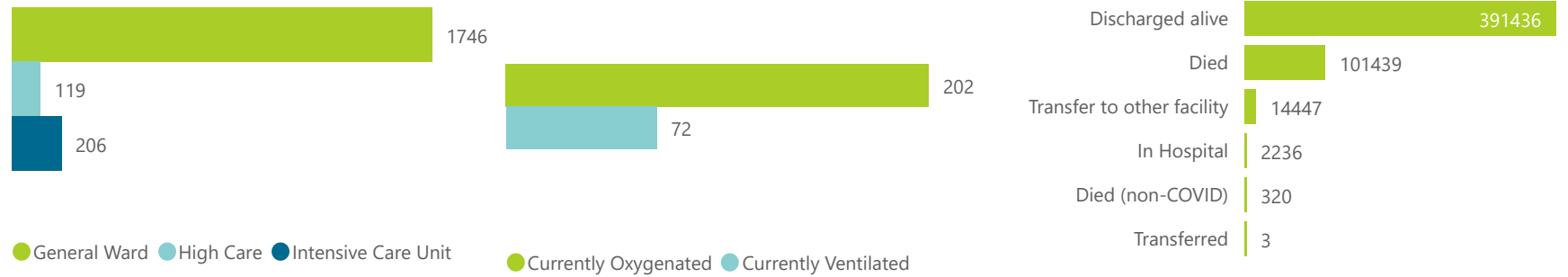
Female Male Unknown

The number of reported admissions may change day-to-day as enrolled facilities back-capture historical data.
The Western Cape government has been unable to provide daily data on patients who are on oxygen or ventilated.
The data below refer to admitted patients who test positive for SARS-CoV-2 on PCR or antigen tests.

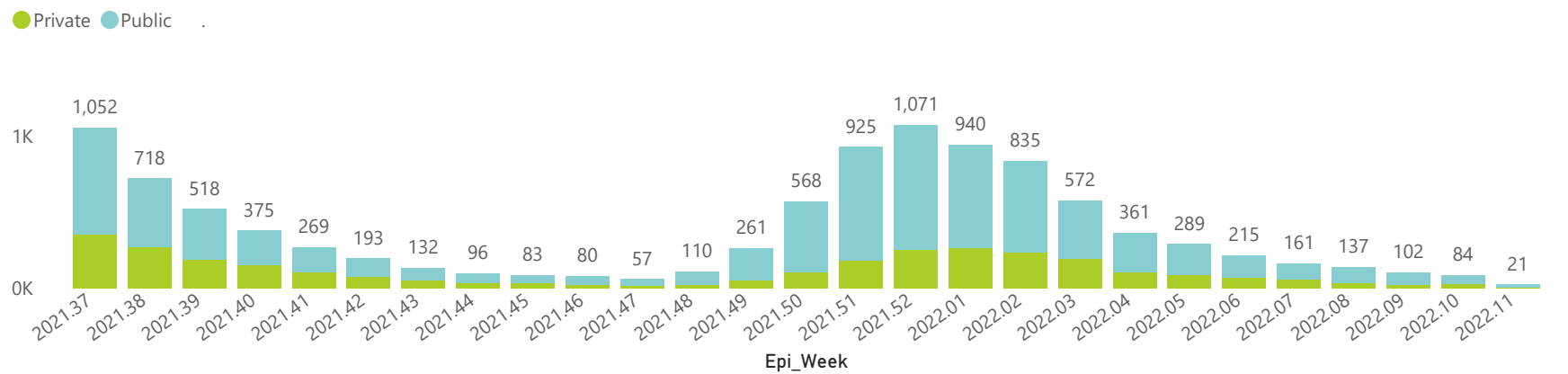
Ward of currently admitted patients

Interventions for currently admitted patients

Admissions to date by discharge type



Deaths by epidemiological week and sector



Summary of reported COVID-19 admissions by province, by sector

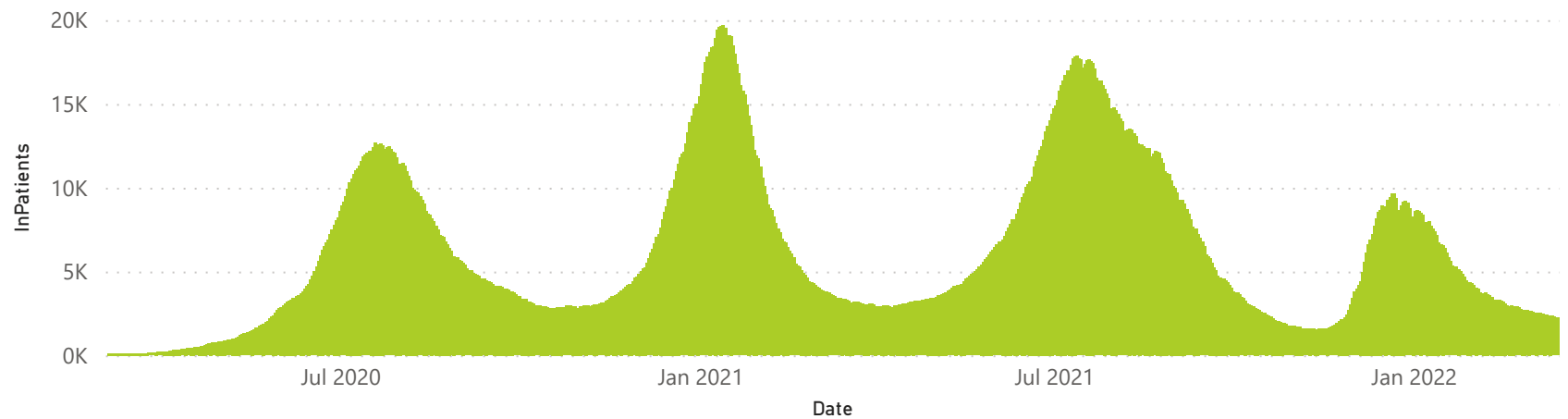
Province	Facilities Reporting	Admissions to Date	Died to Date	Discharged to date	Currently Admitted	Currently in ICU	Currently Ventilated	Currently Oxygenated	Admissions in Previous Day
Eastern Cape	104	47166	13101	32011	103	9	5	9	1
Private	18	15180	3353	11725	37	6	1	2	0
Public	86	31986	9748	20286	66	3	4	7	1
Free State	55	30783	5997	22496	72	2	3	15	2
Private	20	13746	2236	11323	20	1	1	0	0
Public	35	17037	3761	11173	52	1	2	15	2
Gauteng	136	146782	29390	113074	1025	99	33	84	23
Private	96	82195	14383	66972	387	66	18	15	8
Public	40	64587	15007	46102	638	33	15	69	15
KwaZulu-Natal	116	83599	17157	62844	384	39	13	56	10
Private	47	43261	7293	35465	188	30	8	19	3
Public	69	40338	9864	27379	196	9	5	37	7
Limpopo	48	20640	5294	14710	25	2	1	3	2
Private	7	9038	1705	7185	8	1	0	1	0
Public	41	11602	3589	7525	17	1	1	2	2
Mpumalanga	40	21927	4799	16521	49	5	3	4	3
Private	9	11442	1673	9665	23	5	1	0	2
Public	31	10485	3126	6856	26	0	2	4	1
North West	30	32615	4770	25440	85	12	5	28	1
Private	13	12188	1671	10073	42	7	5	9	0
Public	17	20427	3099	15367	43	5	0	19	1
Northern Cape	35	11440	2420	8442	15	1	1	1	2
Private	6	5404	838	4314	7	1	1	1	0
Public	29	6036	1582	4128	8	0	0	0	2
Western Cape	102	114929	18511	95898	313	37	8	2	2
Private	43	39166	6189	32730	136	15	8	2	0
Public	59	75763	12322	63168	177	22			2
Total	666	509881	101439	391436	2071	206	72	202	46

The number of reported admissions may change day-to-day as enrolled facilities back-capture historical data.
The Western Cape government has been unable to provide daily data on patients who are on oxygen or ventilated.
The data below refer to admitted patients who test positive for SARS-CoV-2 on PCR or antigen tests.

Summary of reported COVID-19 admissions by province, by sector

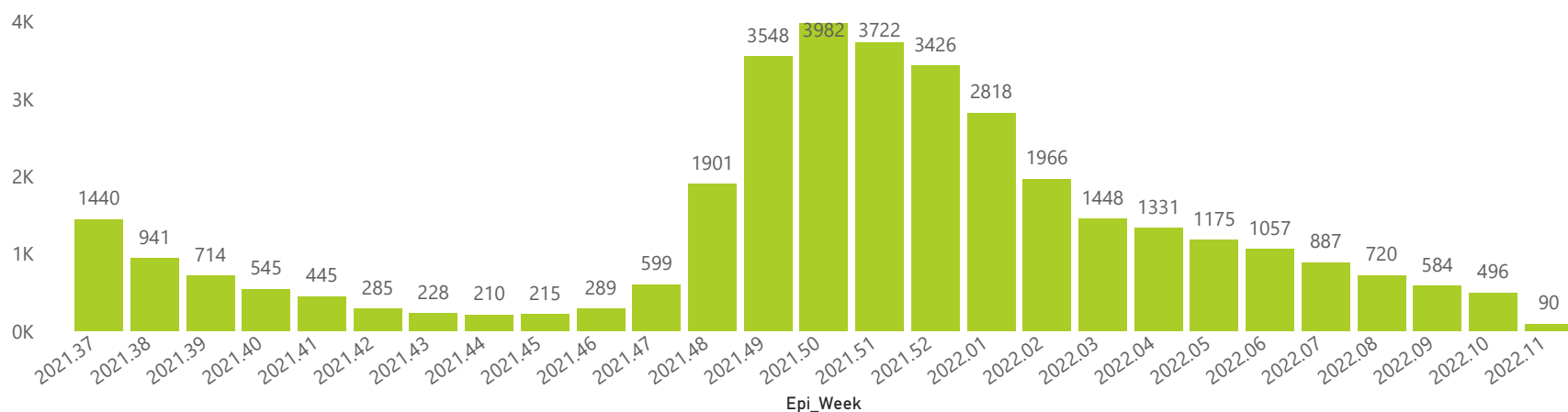
Sector	Facilities Reporting	Admissions to Date	Died to Date	Discharged to date	Currently Admitted	Currently in ICU	Currently Ventilated	Currently Oxygenated	Admissions in Previous Day
Private	259	231620	39341	189452	848	132	43	49	13
Public	407	278261	62098	201984	1223	74	29	153	33
Total	666	509881	101439	391436	2071	206	72	202	46

Daily current In-Patients over time



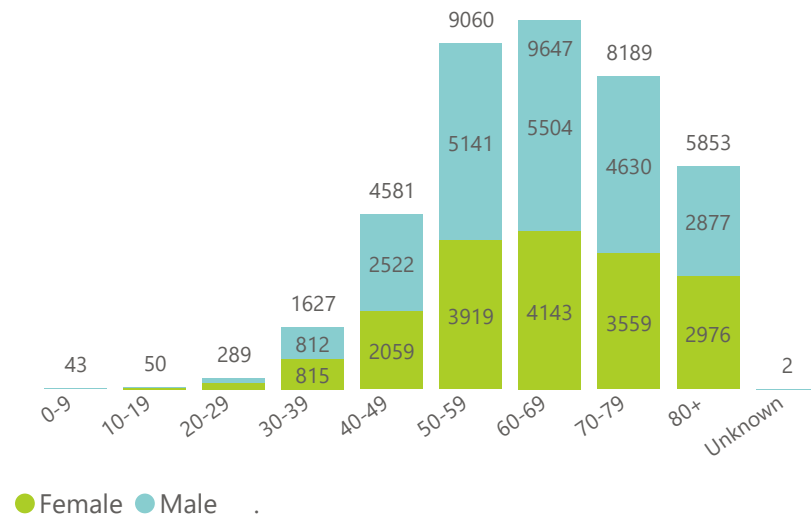
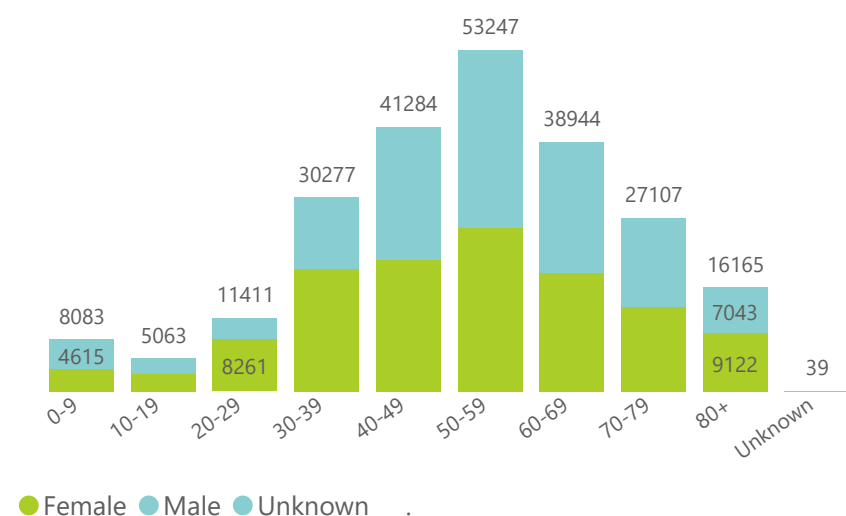
The number of reported admissions may change day-to-day as enrolled facilities back-capture historical data.
The data below refer to admitted patients who test positive for SARS-CoV-2 on PCR or antigen tests.

Hospital admissions of COVID-19 cases, by epidemiological week



Admissions to date by age group and sex

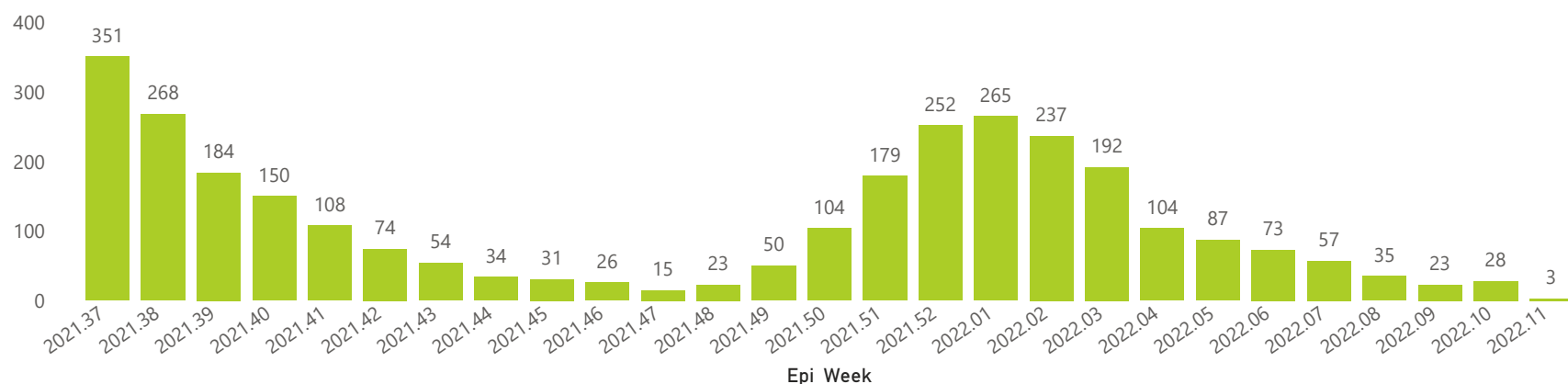
Deaths to date by age group and sex



● Female ● Male ● Unknown

● Female ● Male

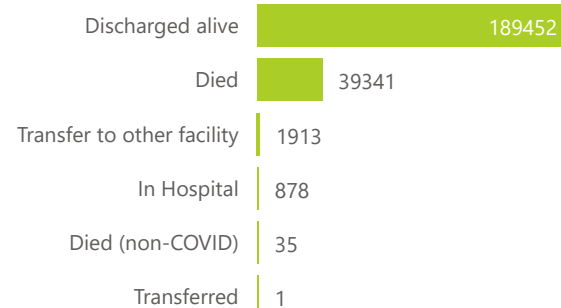
Deaths by epidemiological week



Ward of currently admitted patients

Interventions for currently admitted patients

Admissions to date by discharge type



● General Ward ● High Care ● Intensive Care Unit

● Currently Oxygenated ● Currently Ventilated

The number of reported admissions may change day-to-day as enrolled facilities back-capture historical data.

The data below refer to admitted patients who test positive for SARS-CoV-2 on PCR or antigen tests.

Summary of reported COVID-19 admissions by province

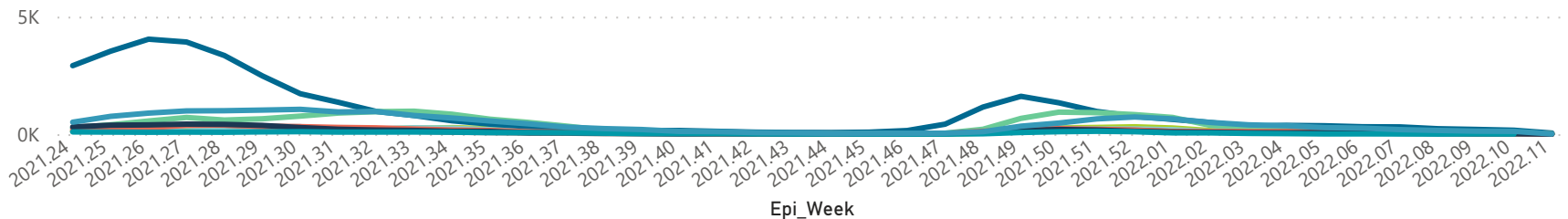
Province	Facilities Reporting	Admissions to Date	Died to Date	Discharged to date	Currently Admitted	Currently in ICU	Currently Ventilated	Currently Oxygenated	Admissions in Previous Day
Gauteng	96	82195	14383	66972	387	66	18	15	8
KwaZulu-Natal	47	43261	7293	35465	188	30	8	19	3
Western Cape	43	39166	6189	32730	136	15	8	2	0
North West	13	12188	1671	10073	42	7	5	9	0
Eastern Cape	18	15180	3353	11725	37	6	1	2	0
Mpumalanga	9	11442	1673	9665	23	5	1	0	2
Free State	20	13746	2236	11323	20	1	1	0	0
Limpopo	7	9038	1705	7185	8	1	0	1	0
Northern Cape	6	5404	838	4314	7	1	1	1	0
Total	259	231620	39341	189452	848	132	43	49	13

Summary of reported COVID-19 admissions by hospital group

Hospital_Group	Facilities Reporting	Admissions to Date	Died to Date	Discharged to date	Currently Admitted	Currently in ICU	Currently Ventilated	Currently Oxygenated	Admissions in Previous Day
NHN	69	24441	3632	19676	106	10	9	23	1
Netcare	62	63389	12992	49930	197	52	9	2	0
Life Healthcare	51	53232	8548	44520	113	31	5	3	12
Mediclinic	51	65053	10467	54298	157	14	8	2	0
Lenmed	10	11394	1536	9455	46	11	2	3	0
Clinix	6	2031	328	1523	140	10	6	7	0
Melomed	5	9119	1404	7643	52	2	3	1	0
JMH	4	2786	433	2249	33	2	1	8	0
Independent	1	175	1	158	4	0	0	0	0
Total	259	231620	39341	189452	848	132	43	49	13

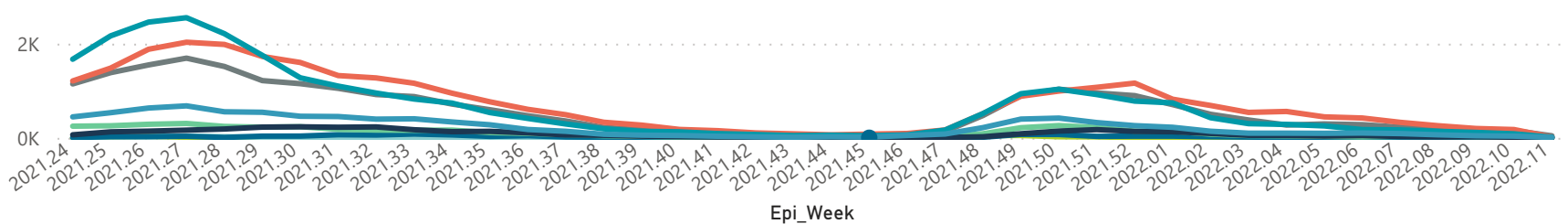
Hospital admissions by province

Province ● Eastern Cape ● Free State ● Gauteng ● KwaZulu-Natal ● Limpopo ● Mpumalanga ● North West ● Northern Cape ● Western Cape

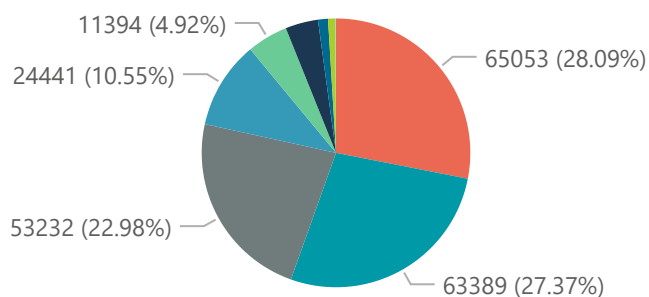


Hospital admissions by hospital group

Group ● Clinix ● Independent ● JMH ● Lenmed ● Life Healthcare ● Mediclinic ● Melomed ● Netcare ● NHN



Admissions by hospital group



Deaths by hospital group

