

Monday, 18 April 2022

NICD National COVID-19 Hospital Surveillance

National

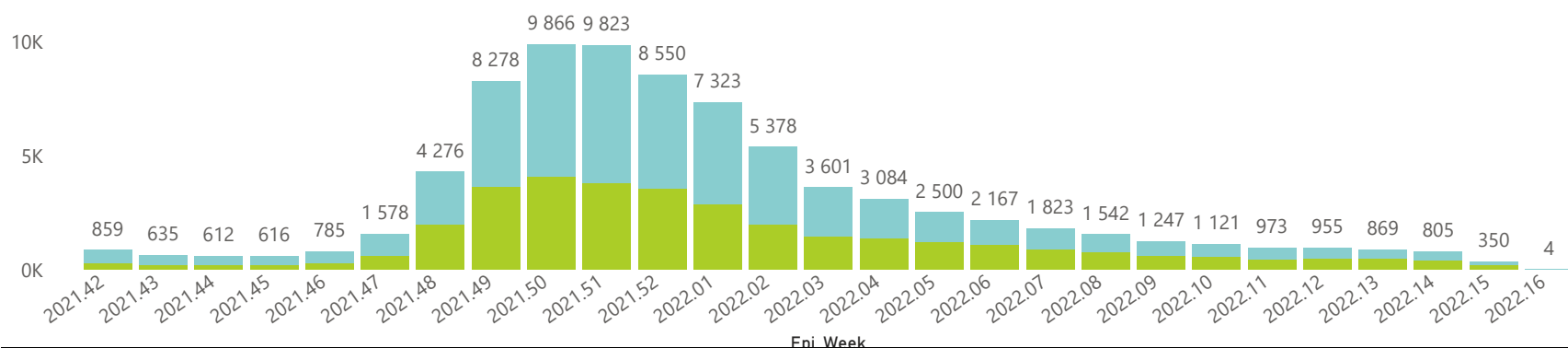


The number of reported admissions may change day-to-day as enrolled facilities back-capture historical data.
The Western Cape government has been unable to provide daily data on patients who are on oxygen or ventilated.
The data below refer to admitted patients who test positive for SARS-CoV-2 on PCR or antigen tests.

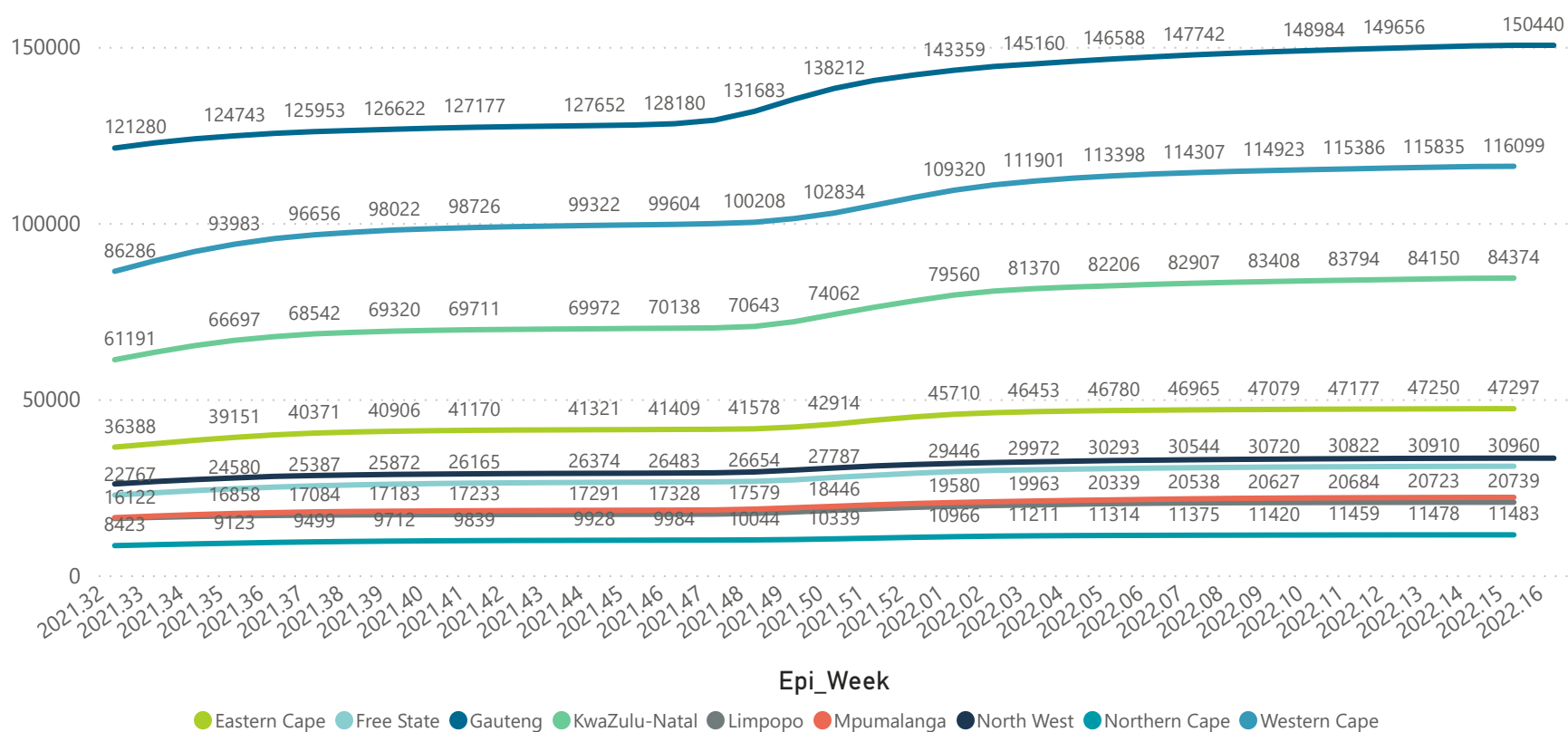


Hospital admissions of COVID-19 cases, by health sector, by epidemiological week

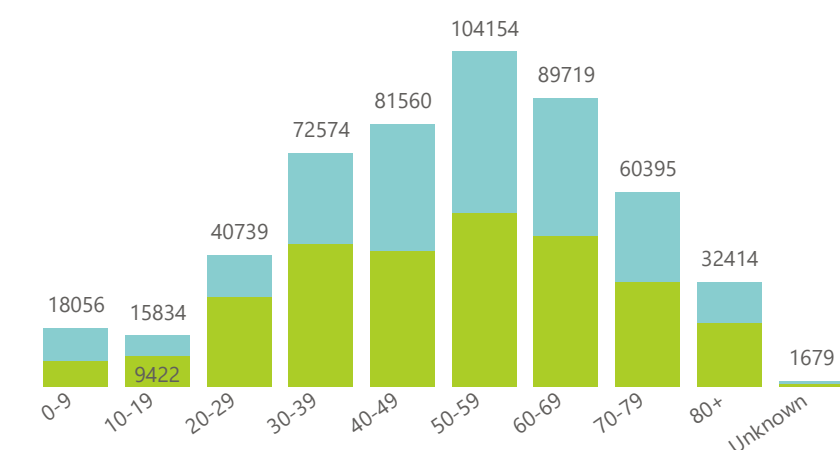
Private Public



Cumulative reported admissions by province, by epidemiological week

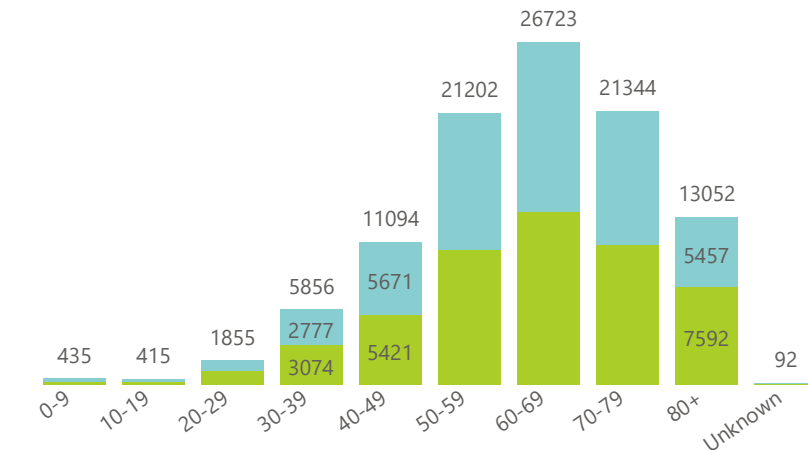


Admissions to date by age group and sex



Female Male Unknown

Deaths to date by age group and sex



Female Male Unknown

Monday, 18 April 2022

NICD National COVID-19 Hospital Surveillance

National



The number of reported admissions may change day-to-day as enrolled facilities back-capture historical data.
The Western Cape government has been unable to provide daily data on patients who are on oxygen or ventilated.
The data below refer to admitted patients who test positive for SARS-CoV-2 on PCR or antigen tests.



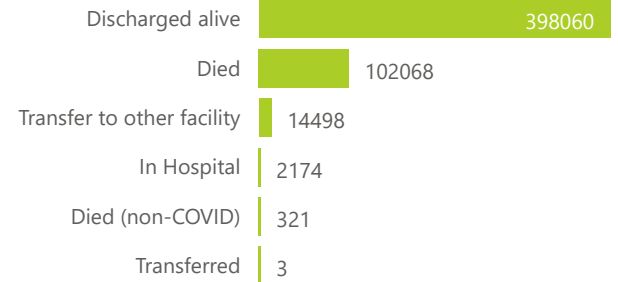
Ward of currently admitted patients



Interventions for currently admitted patients



Admissions to date by discharge type

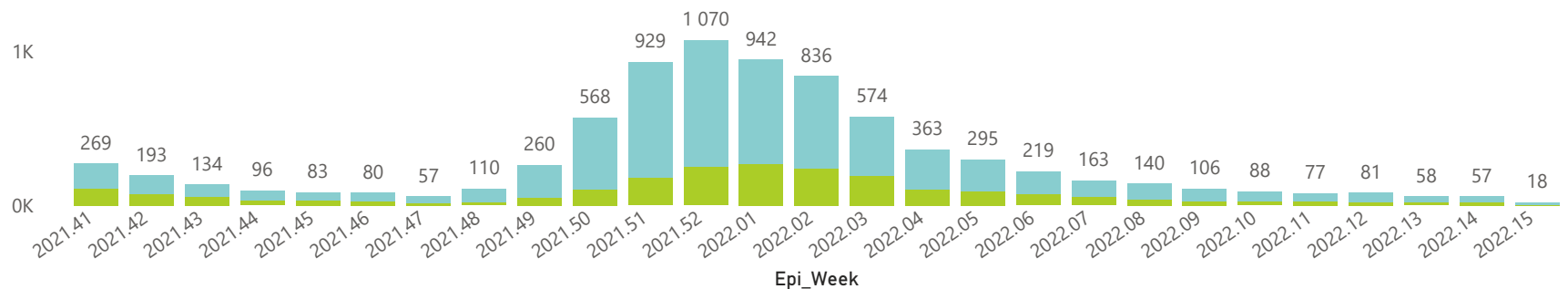


● General Ward ● High Care ● Intensive Care Unit

● Currently Oxygenated ● Currently Ventilated

Deaths by epidemiological week and sector

● Private ● Public



Summary of reported COVID-19 admissions by province, by sector

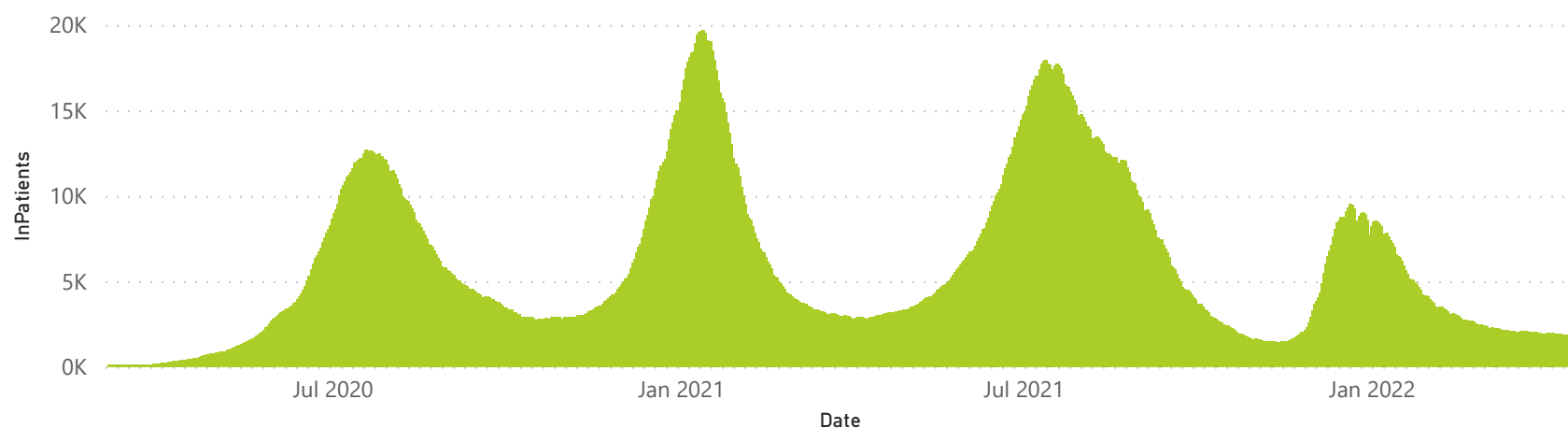
Province	Facilities Reporting	Admissions to Date	Died to Date	Discharged to date	Currently Admitted	Currently in ICU	Currently Ventilated	Currently Oxygenated	Admissions in Previous Day
Eastern Cape	104	47328	13111	32134	138	6	7	10	0
Private	18	15285	3357	11804	61	3	2	2	0
Public	86	32043	9754	20330	77	3	5	8	0
Free State	55	30972	6005	22655	91	6	5	19	0
Private	20	13870	2239	11425	38	5	2	5	0
Public	35	17102	3766	11230	53	1	3	14	0
Gauteng	136	150659	29799	116453	1135	74	24	100	1
Private	96	85575	14747	69804	569	51	12	28	0
Public	40	65084	15052	46649	566	23	12	72	1
KwaZulu-Natal	116	84407	17174	63632	374	35	12	48	0
Private	47	43791	7301	35957	217	26	11	16	0
Public	69	40616	9873	27675	157	9	1	32	0
Limpopo	48	20745	5304	14805	24	2	2	4	0
Private	7	9113	1707	7255	11	1	0	0	0
Public	41	11632	3597	7550	13	1	2	4	0
Mpumalanga	40	22122	4818	16710	30	2	1	7	0
Private	9	11551	1678	9780	12	2	0	1	0
Public	31	10571	3140	6930	18	0	1	6	0
North West	30	33261	4852	26009	75	8	1	23	3
Private	13	12737	1741	10558	35	4	0	3	0
Public	17	20524	3111	15451	40	4	1	20	3
Northern Cape	35	11483	2424	8489	5	1	1	1	0
Private	6	5437	841	4348	3	1	1	0	0
Public	29	6046	1583	4141	2	0	0	1	0
Western Cape	102	116147	18581	97173	215	34	3	4	0
Private	43	39943	6224	33485	126	18	3	4	0
Public	59	76204	12357	63688	89	16			0
Total	666	517124	102068	398060	2087	168	56	216	4

The number of reported admissions may change day-to-day as enrolled facilities back-capture historical data.
The Western Cape government has been unable to provide daily data on patients who are on oxygen or ventilated.
The data below refer to admitted patients who test positive for SARS-CoV-2 on PCR or antigen tests.

Summary of reported COVID-19 admissions by province, by sector

Sector	Facilities Reporting	Admissions to Date	Died to Date	Discharged to date	Currently Admitted	Currently in ICU	Currently Ventilated	Currently Oxygenated	Admissions in Previous Day
Private	259	237302	39835	194416	1072	111	31	59	0
Public	407	279822	62233	203644	1015	57	25	157	4
Total	666	517124	102068	398060	2087	168	56	216	4

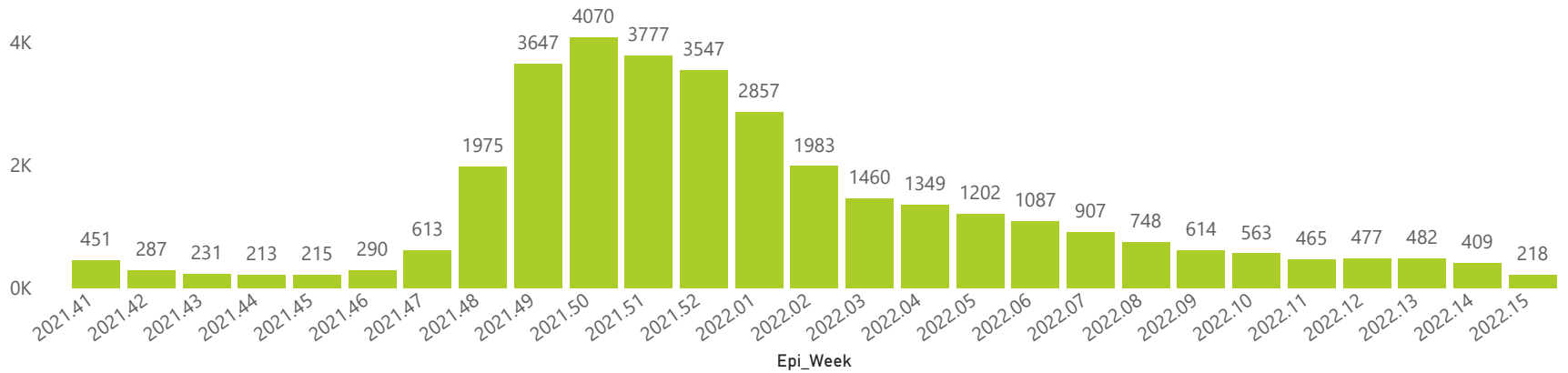
Daily current In-Patients over time



The number of reported admissions may change day-to-day as enrolled facilities back-capture historical data.

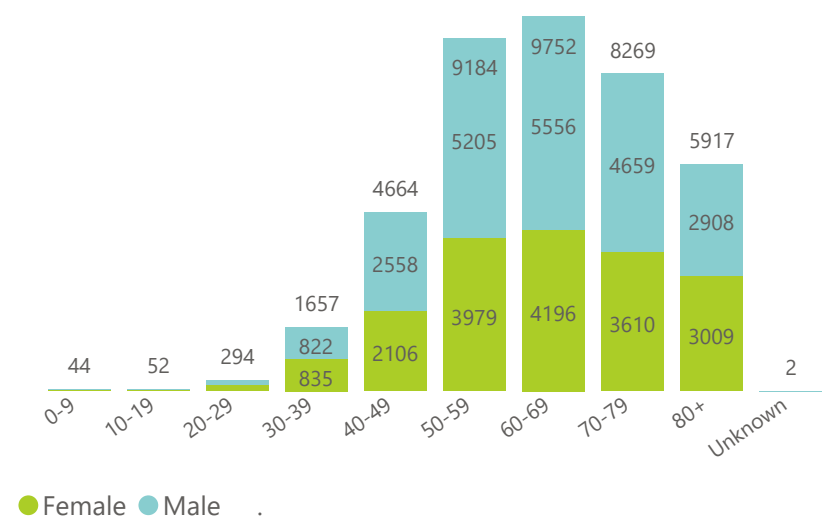
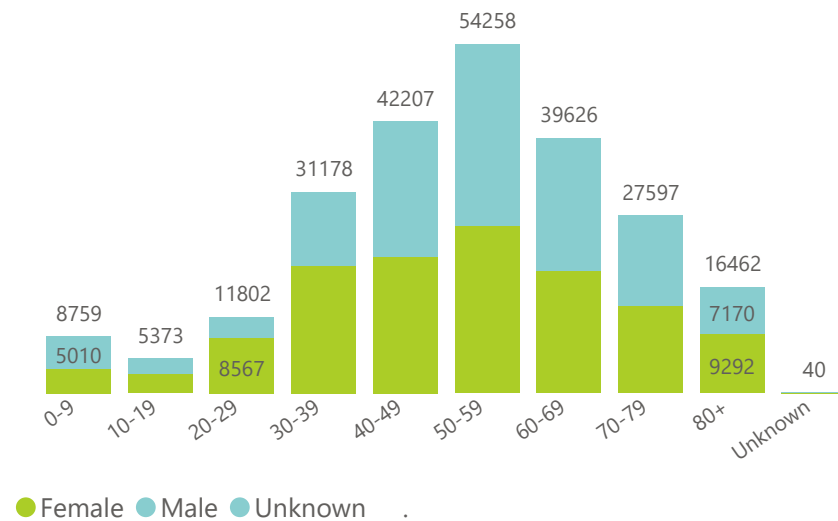
The data below refer to admitted patients who test positive for SARS-CoV-2 on PCR or antigen tests.

Hospital admissions of COVID-19 cases, by epidemiological week



Admissions to date by age group and sex

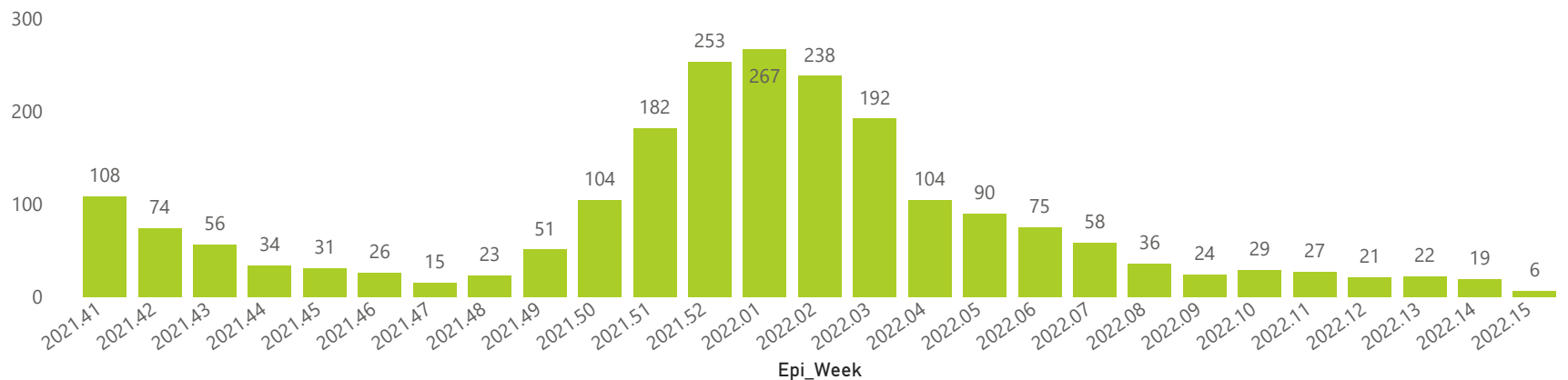
Deaths to date by age group and sex



● Female ● Male ● Unknown

● Female ● Male

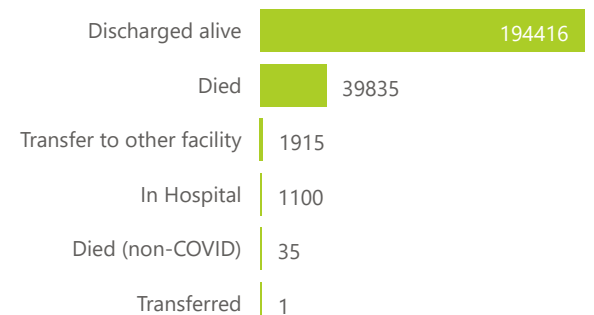
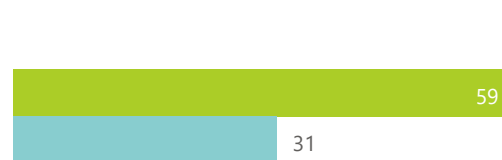
Deaths by epidemiological week



Ward of currently admitted patients

Interventions for currently admitted patients

Admissions to date by discharge type



● General Ward ● High Care ● Intensive Care Unit

● Currently Oxygenated ● Currently Ventilated

The number of reported admissions may change day-to-day as enrolled facilities back-capture historical data.
The data below refer to admitted patients who test positive for SARS-CoV-2 on PCR or antigen tests.

Summary of reported COVID-19 admissions by province

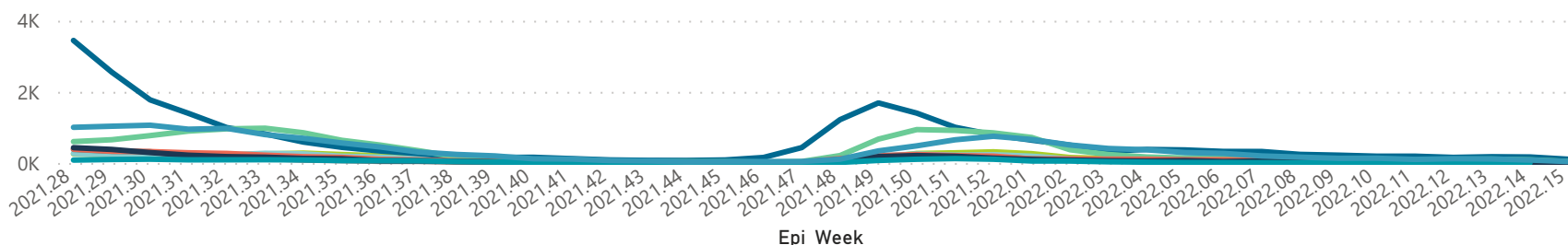
Province	Facilities Reporting	Admissions to Date	Died to Date	Discharged to date	Currently Admitted	Currently in ICU	Currently Ventilated	Currently Oxygenated	Admissions in Previous Day
Gauteng	96	85575	14747	69804	569	51	12	28	0
KwaZulu-Natal	47	43791	7301	35957	217	26	11	16	0
Western Cape	43	39943	6224	33485	126	18	3	4	0
Eastern Cape	18	15285	3357	11804	61	3	2	2	0
Free State	20	13870	2239	11425	38	5	2	5	0
North West	13	12737	1741	10558	35	4	0	3	0
Mpumalanga	9	11551	1678	9780	12	2	0	1	0
Limpopo	7	9113	1707	7255	11	1	0	0	0
Northern Cape	6	5437	841	4348	3	1	1	0	0
Total	259	237302	39835	194416	1072	111	31	59	0

Summary of reported COVID-19 admissions by hospital group

Hospital_Group	Facilities Reporting	Admissions to Date	Died to Date	Discharged to date	Currently Admitted	Currently in ICU	Currently Ventilated	Currently Oxygenated	Admissions in Previous Day
NHN	69	24590	3638	19820	100	6	6	31	0
Netcare	62	64272	13017	50469	516	46	11	2	0
Life Healthcare	51	53784	8570	45054	114	18	4	5	0
Mediclinic	51	65895	10503	55150	113	14	5	6	0
Lenmed	10	11493	1538	9545	52	11	2	2	0
Clinix	6	4824	715	3954	113	12	1	6	0
Melomed	5	9440	1417	7972	32	2	1	1	0
JMH	4	2829	436	2294	28	2	1	6	0
Independent	1	175	1	158	4	0	0	0	0
Total	259	237302	39835	194416	1072	111	31	59	0

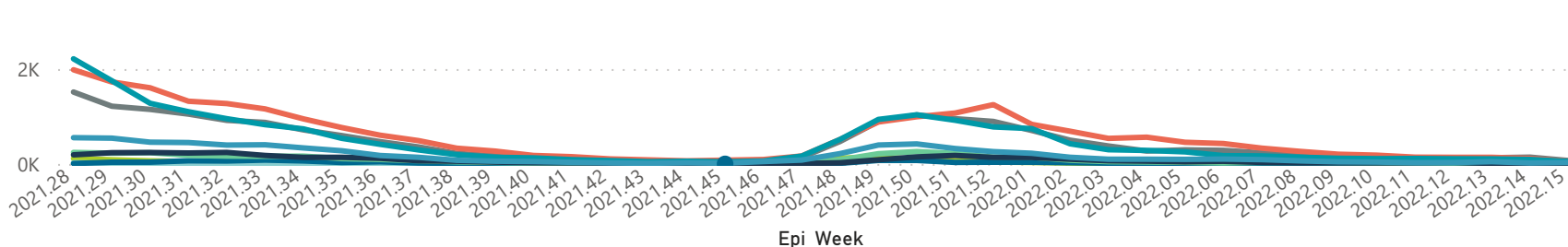
Hospital admissions by province

Province ● Eastern Cape ● Free State ● Gauteng ● KwaZulu-Natal ● Limpopo ● Mpumalanga ● North West ● Northern Cape ● Western Cape



Hospital admissions by hospital group

Group ● Clinix ● Independent ● JMH ● Lenmed ● Life Healthcare ● Mediclinic ● Melomed ● Netcare ● NHN



Admissions by hospital group

Deaths by hospital group

