

26 April 2022

NICD National COVID-19 Hospital Surveillance

National

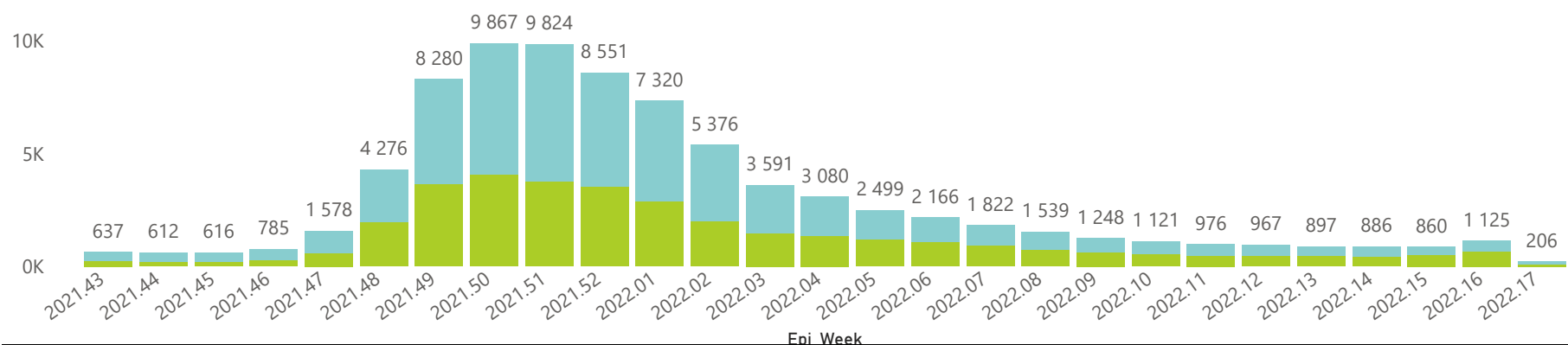


The number of reported admissions may change day-to-day as enrolled facilities back-capture historical data.
The Western Cape government has been unable to provide daily data on patients who are on oxygen or ventilated.
The data below refer to admitted patients who test positive for SARS-CoV-2 on PCR or antigen tests.

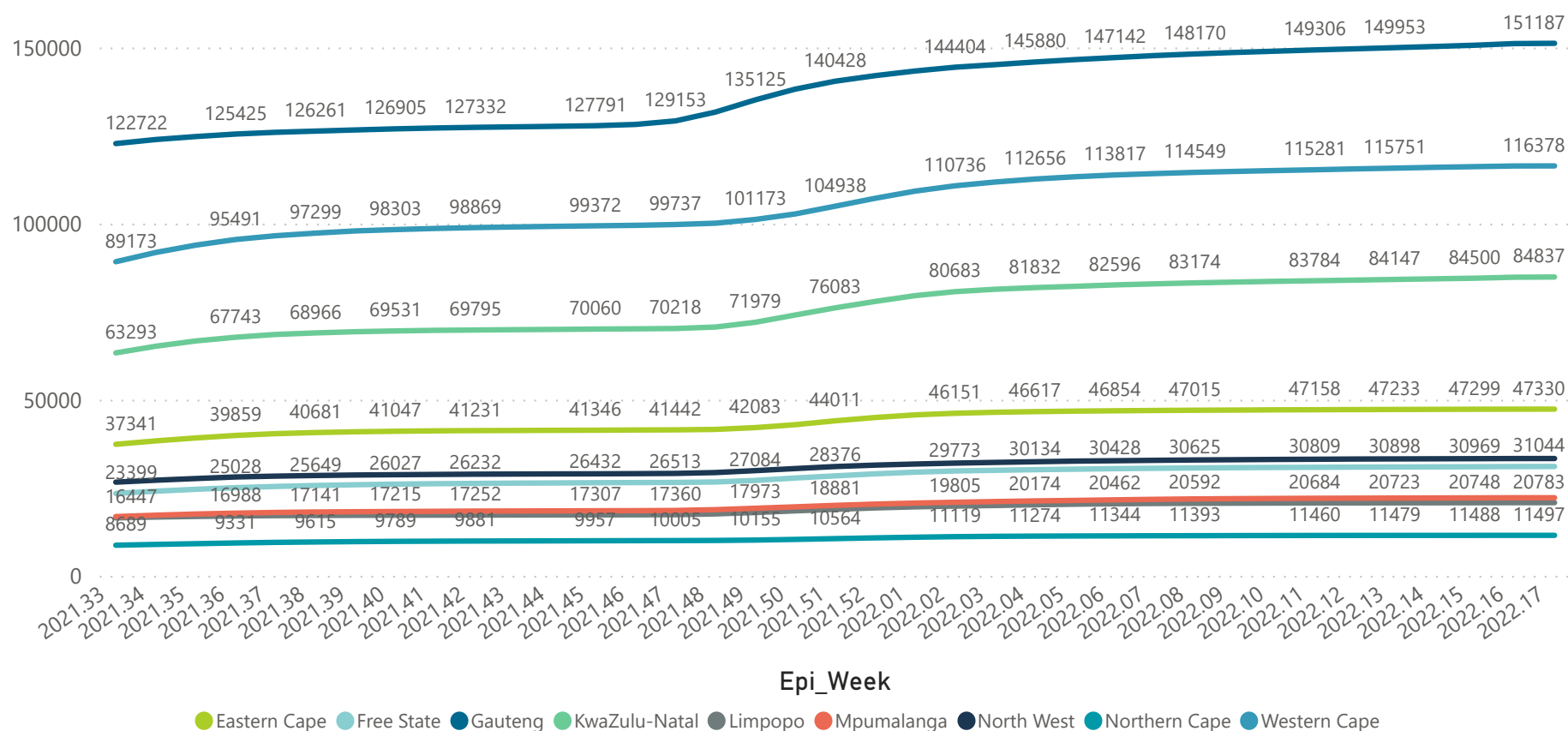


Hospital admissions of COVID-19 cases, by health sector, by epidemiological week

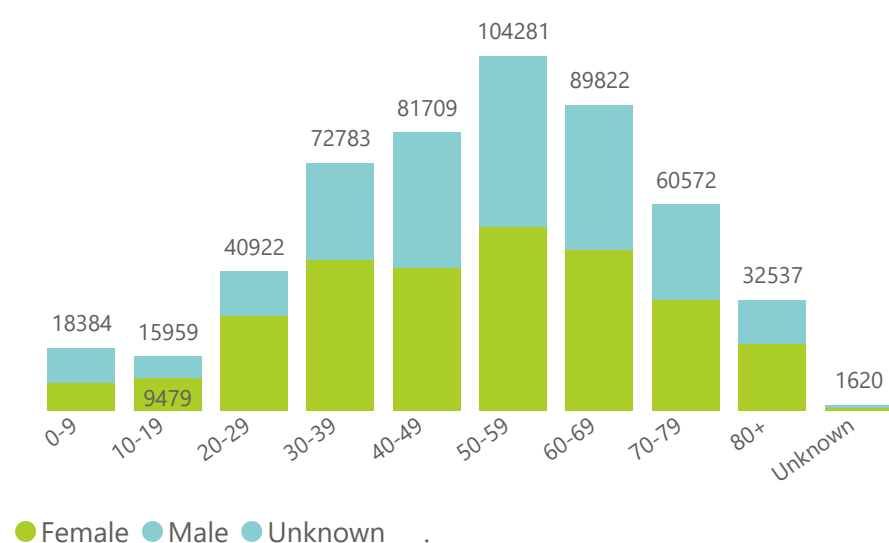
Private Public



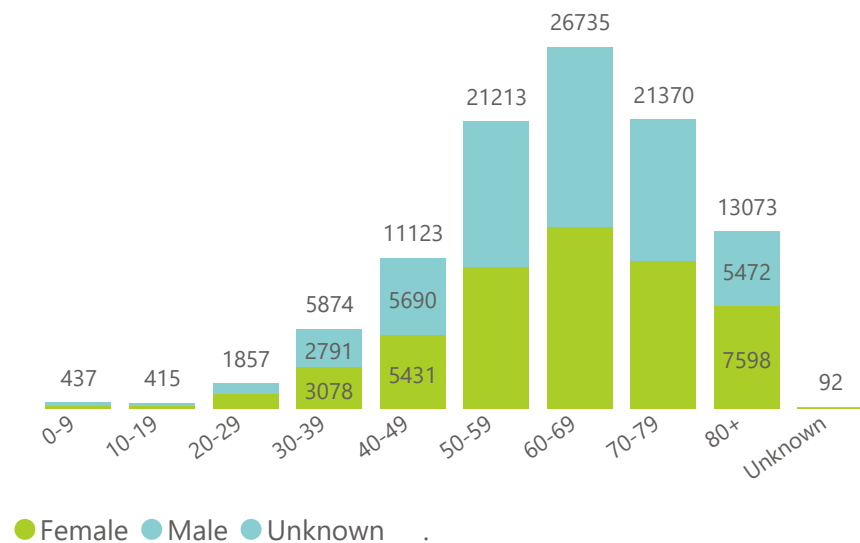
Cumulative reported admissions by province, by epidemiological week



Admissions to date by age group and sex



Deaths to date by age group and sex



26 April 2022

NICD National COVID-19 Hospital Surveillance

National



The number of reported admissions may change day-to-day as enrolled facilities back-capture historical data.
The Western Cape government has been unable to provide daily data on patients who are on oxygen or ventilated.
The data below refer to admitted patients who test positive for SARS-CoV-2 on PCR or antigen tests.



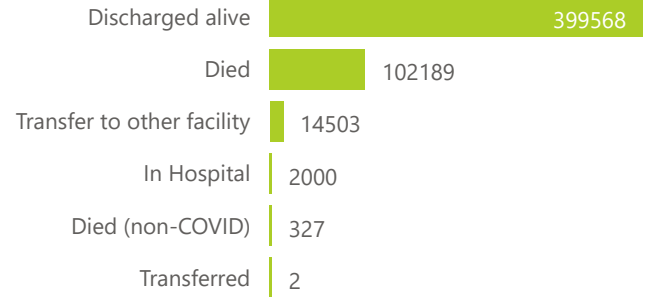
Ward of currently admitted patients



Interventions for currently admitted patients



Admissions to date by discharge type

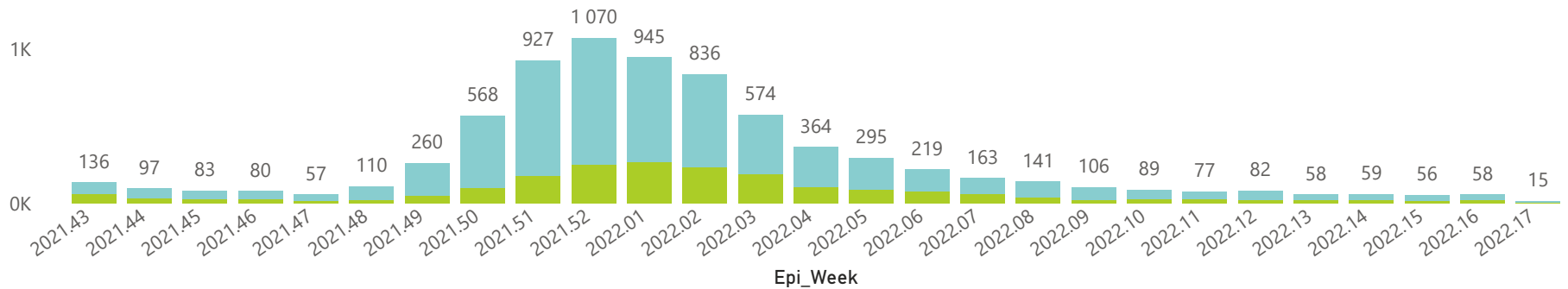


● General Ward ● High Care ● Intensive Care Unit

● Currently Oxygenated ● Currently Ventilated

Deaths by epidemiological week and sector

● Private ● Public



Summary of reported COVID-19 admissions by province, by sector

Province	Facilities Reporting	Admissions to Date	Died to Date	Discharged to date	Currently Admitted	Currently in ICU	Currently Ventilated	Currently Oxygenated	Admissions in Previous Day
Eastern Cape	104	47331	13119	32176	94	9	8	12	4
Private	18	15276	3358	11822	33	5	4	1	1
Public	86	32055	9761	20354	61	4	4	11	3
Free State	55	31044	6014	22738	78	3	2	22	7
Private	20	13916	2240	11473	35	2	1	6	1
Public	35	17128	3774	11265	43	1	1	16	6
Gauteng	137	151193	29845	117122	929	80	33	108	28
Private	97	85783	14777	70138	411	54	16	28	18
Public	40	65410	15068	46984	518	26	17	80	10
KwaZulu-Natal	116	84846	17194	63952	465	47	9	58	29
Private	47	44063	7307	36176	264	34	7	18	15
Public	69	40783	9887	27776	201	13	2	40	14
Limpopo	48	20783	5308	14837	25	4	2	7	6
Private	7	9123	1706	7269	8	2	0	0	0
Public	41	11660	3602	7568	17	2	2	7	6
Mpumalanga	40	22174	4821	16747	41	1	1	5	0
Private	9	11576	1678	9796	21	1	0	0	0
Public	31	10598	3143	6951	20	0	1	5	0
North West	30	33311	4865	26050	73	5	1	29	3
Private	13	12745	1744	10570	28	4	0	2	0
Public	17	20566	3121	15480	45	1	1	27	3
Northern Cape	35	11497	2427	8496	8	1	0	0	0
Private	6	5451	842	4356	8	1	0	0	0
Public	29	6046	1585	4140	0	0	0	0	0
Western Cape	102	116410	18596	97450	187	33	2	3	6
Private	43	40061	6229	33629	96	18	2	3	1
Public	59	76349	12367	63821	91	15			5
Total	667	518589	102189	399568	1900	183	58	244	83

26 April 2022

NICD National COVID-19 Hospital Surveillance

National



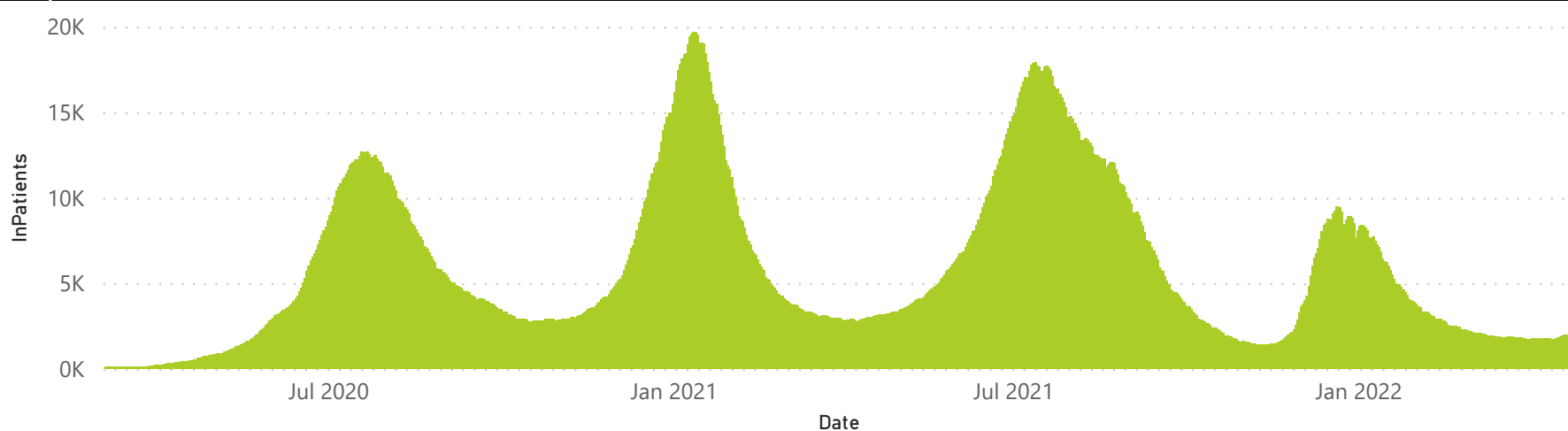
The number of reported admissions may change day-to-day as enrolled facilities back-capture historical data.
 The Western Cape government has been unable to provide daily data on patients who are on oxygen or ventilated.
 The data below refer to admitted patients who test positive for SARS-CoV-2 on PCR or antigen tests.



Summary of reported COVID-19 admissions by province, by sector

Sector	Facilities Reporting	Admissions to Date	Died to Date	Discharged to date	Currently Admitted	Currently in ICU	Currently Ventilated	Currently Oxygenated	Admissions in Previous Day
Private	260	237994	39881	195229	904	121	30	58	36
Public	407	280595	62308	204339	996	62	28	186	47
Total	667	518589	102189	399568	1900	183	58	244	83

Daily current In-Patients over time



26 April 2022

NICD National COVID-19 Hospital Surveillance

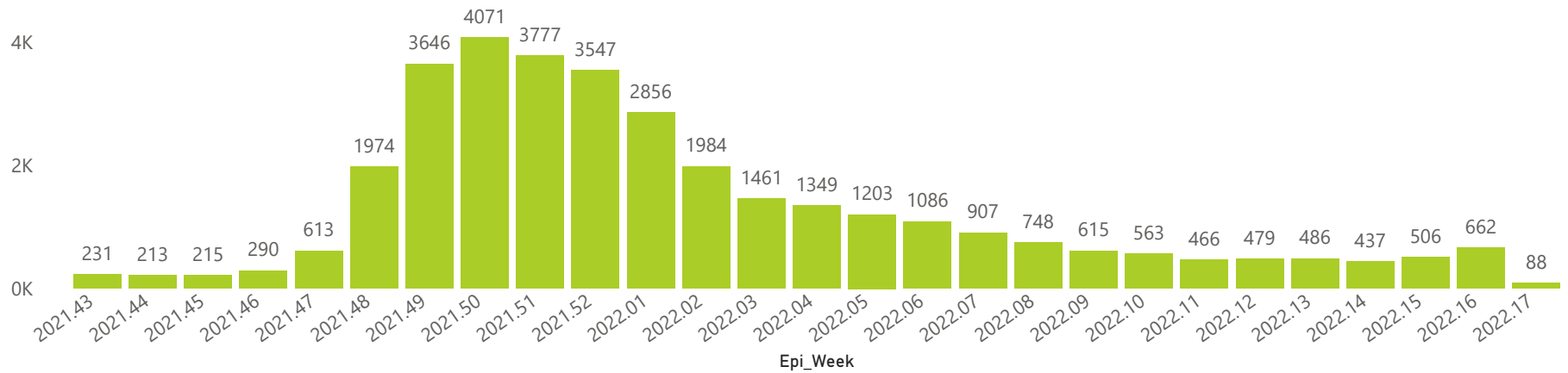
Private



The number of reported admissions may change day-to-day as enrolled facilities back-capture historical data.
The data below refer to admitted patients who test positive for SARS-CoV-2 on PCR or antigen tests.

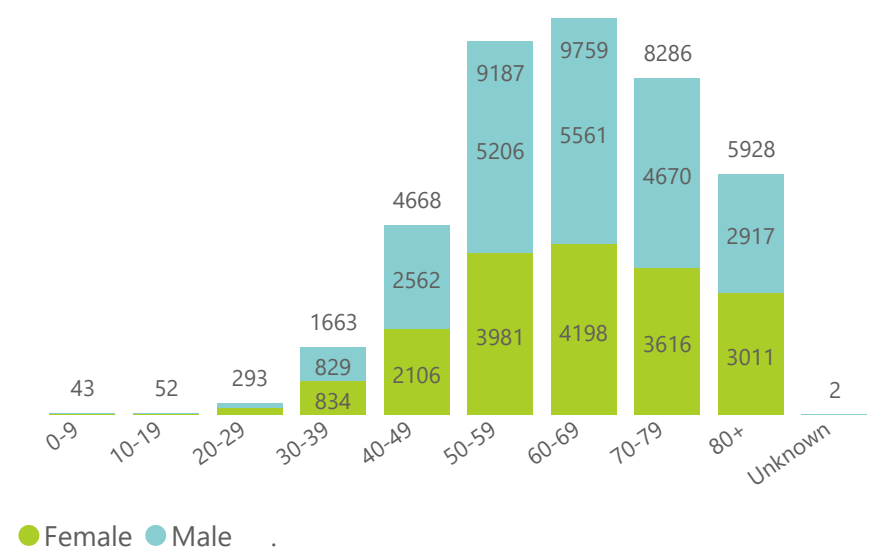
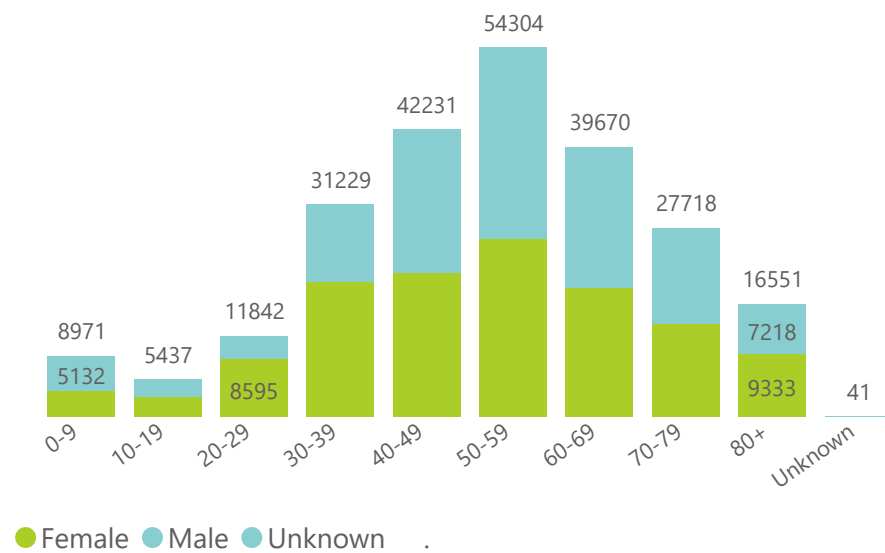


Hospital admissions of COVID-19 cases, by epidemiological week



Admissions to date by age group and sex

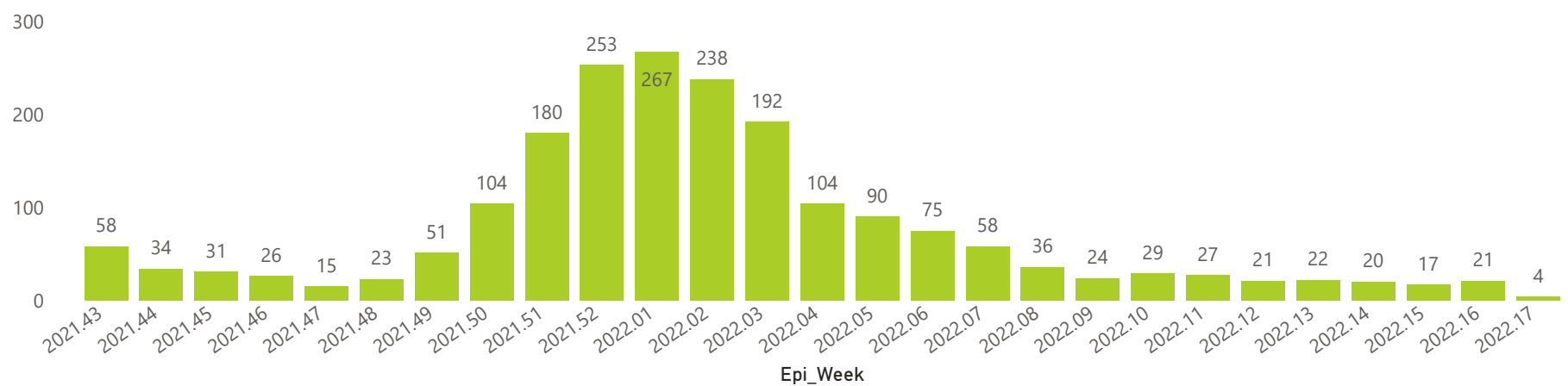
Deaths to date by age group and sex



● Female ● Male ● Unknown

● Female ● Male

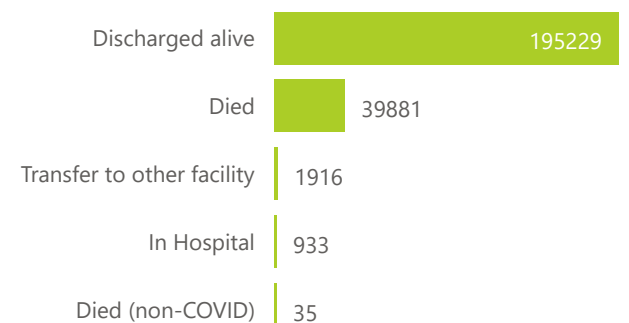
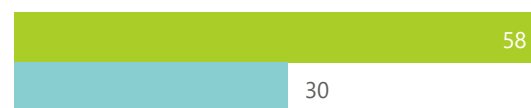
Deaths by epidemiological week



Ward of currently admitted patients

Interventions for currently admitted patients

Admissions to date by discharge type



● General Ward ● High Care ● Intensive Care Unit

● Currently Oxygenated ● Currently Ventilated

The number of reported admissions may change day-to-day as enrolled facilities back-capture historical data.
The data below refer to admitted patients who test positive for SARS-CoV-2 on PCR or antigen tests.

Summary of reported COVID-19 admissions by province

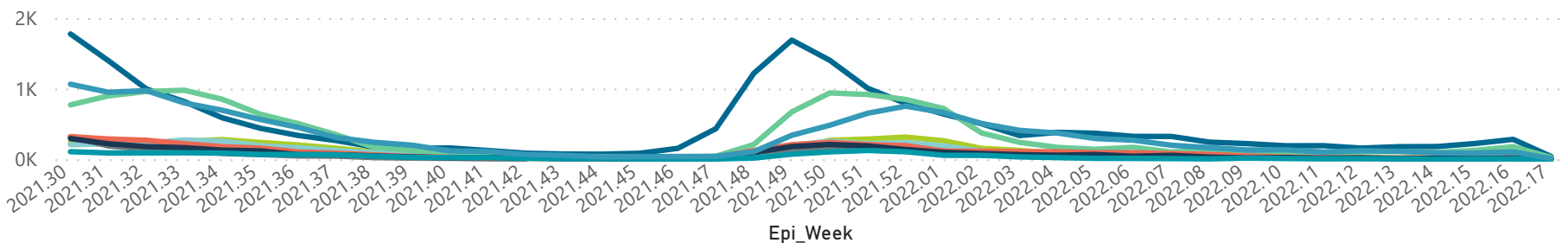
Province	Facilities Reporting	Admissions to Date	Died to Date	Discharged to date	Currently Admitted	Currently in ICU	Currently Ventilated	Currently Oxygenated	Admissions in Previous Day
Gauteng	97	85783	14777	70138	411	54	16	28	18
KwaZulu-Natal	47	44063	7307	36176	264	34	7	18	15
Western Cape	43	40061	6229	33629	96	18	2	3	1
Free State	20	13916	2240	11473	35	2	1	6	1
Eastern Cape	18	15276	3358	11822	33	5	4	1	1
North West	13	12745	1744	10570	28	4	0	2	0
Mpumalanga	9	11576	1678	9796	21	1	0	0	0
Limpopo	7	9123	1706	7269	8	2	0	0	0
Northern Cape	6	5451	842	4356	8	1	0	0	0
Total	260	237994	39881	195229	904	121	30	58	36

Summary of reported COVID-19 admissions by hospital group

Hospital_Group	Facilities Reporting	Admissions to Date	Died to Date	Discharged to date	Currently Admitted	Currently in ICU	Currently Ventilated	Currently Oxygenated	Admissions in Previous Day
NHN	69	24695	3641	19902	121	7	6	32	12
Netcare	63	64309	13037	50724	276	54	7	0	20
Life Healthcare	51	53975	8573	45216	140	18	7	7	0
Mediclinic	51	66207	10509	55390	178	23	7	6	0
Lenmed	10	11554	1539	9601	56	12	2	6	0
Clinix	6	4782	730	3933	77	2	0	1	0
Melomed	5	9441	1415	7999	9	3	0	0	1
JMH	4	2856	436	2306	43	2	1	6	3
Independent	1	175	1	158	4	0	0	0	0
Total	260	237994	39881	195229	904	121	30	58	36

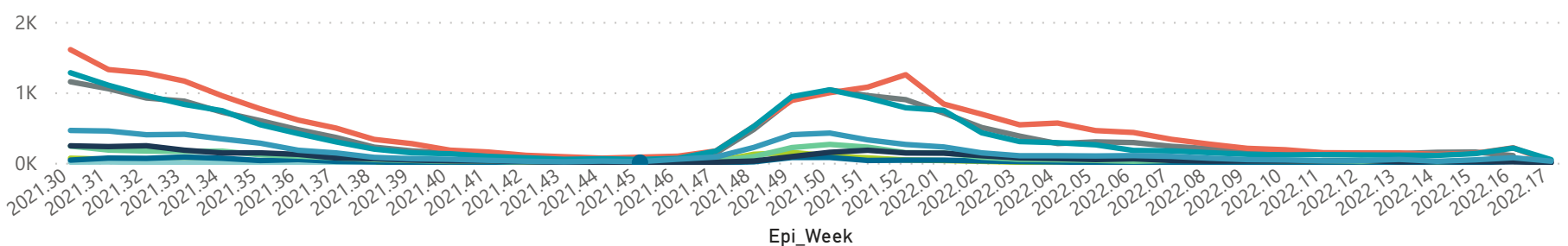
Hospital admissions by province

Province ● Eastern Cape ● Free State ● Gauteng ● KwaZulu-Natal ● Limpopo ● Mpumalanga ● North West ● Northern Cape ● Western Cape

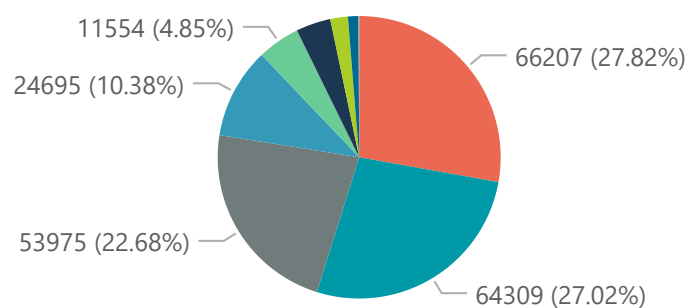


Hospital admissions by hospital group

Group ● Clinix ● Independent ● JMH ● Lenmed ● Life Healthcare ● Mediclinic ● Melomed ● Netcare ● NHN



Admissions by hospital group



Deaths by hospital group

