

19 April 2022

NICD National COVID-19 Hospital Surveillance

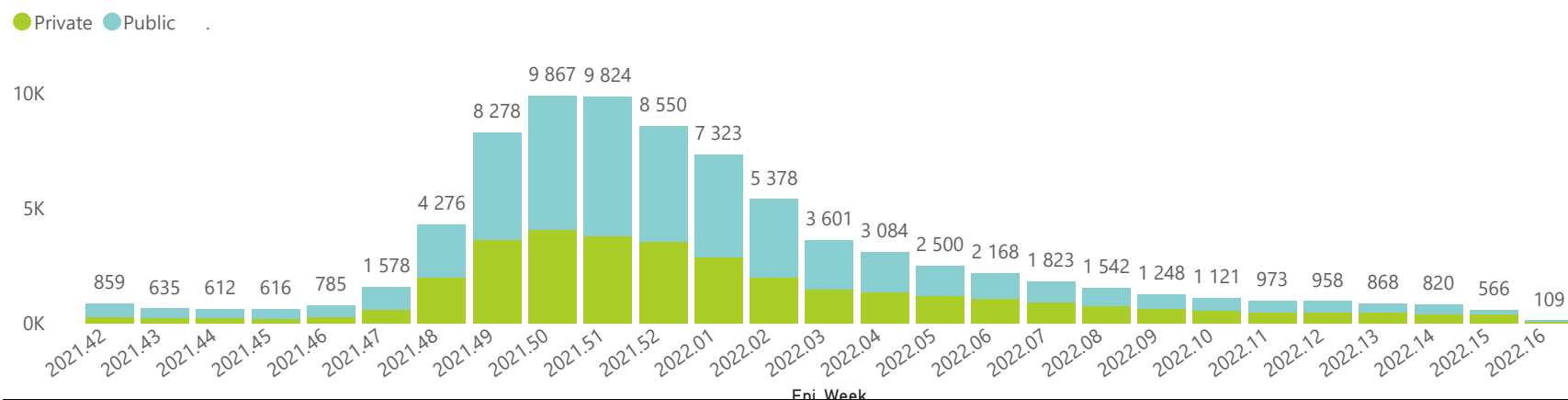
National



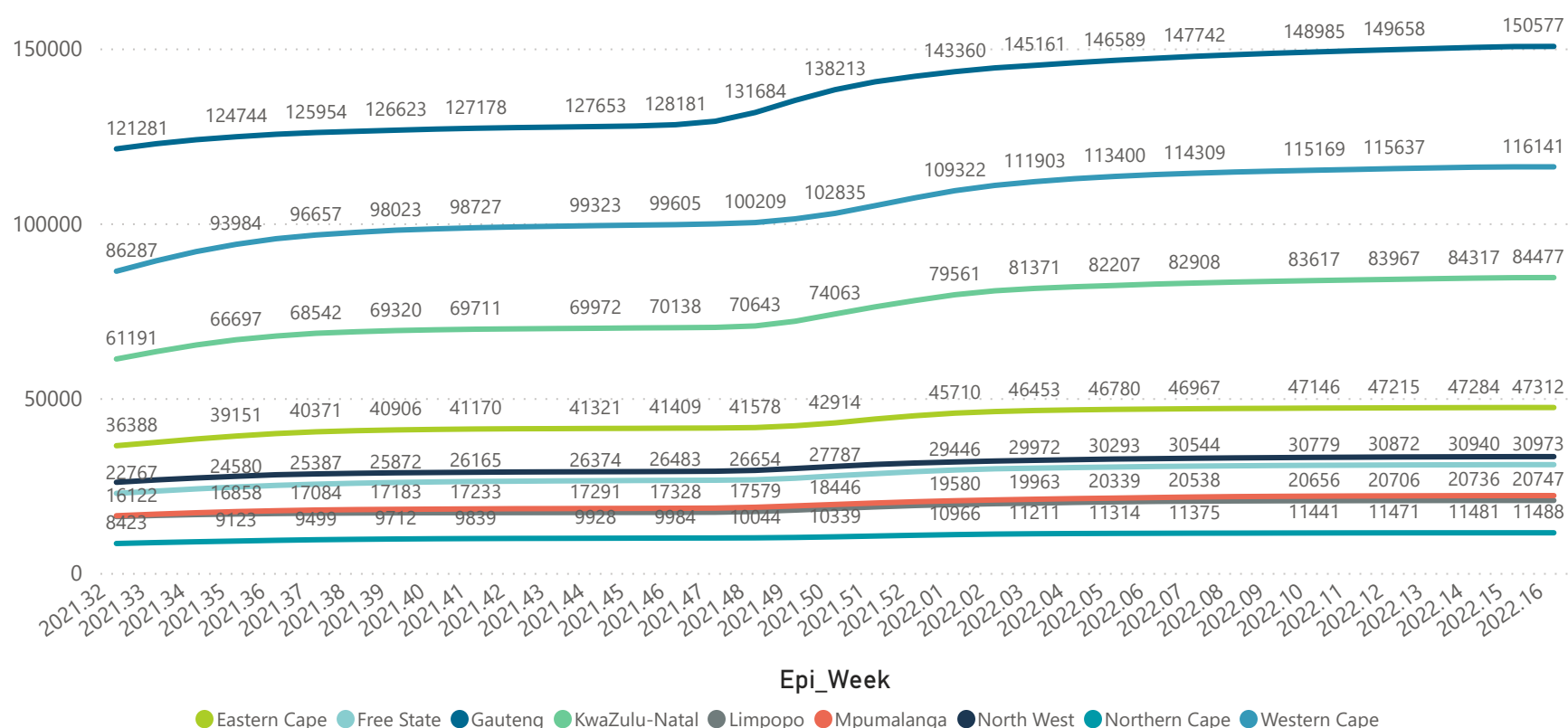
The number of reported admissions may change day-to-day as enrolled facilities back-capture historical data.
The Western Cape government has been unable to provide daily data on patients who are on oxygen or ventilated.
The data below refer to admitted patients who test positive for SARS-CoV-2 on PCR or antigen tests.



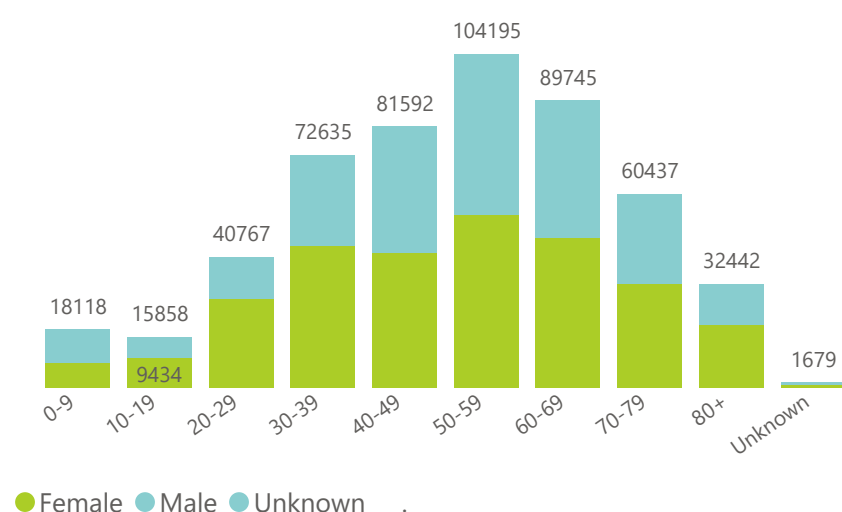
Hospital admissions of COVID-19 cases, by health sector, by epidemiological week



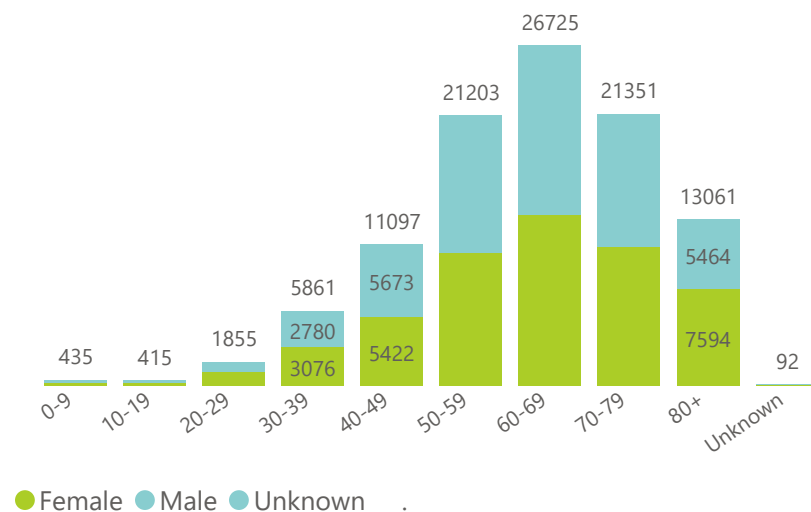
Cumulative reported admissions by province, by epidemiological week



Admissions to date by age group and sex



Deaths to date by age group and sex



19 April 2022

NICD National COVID-19 Hospital Surveillance

National



The number of reported admissions may change day-to-day as enrolled facilities back-capture historical data.
The Western Cape government has been unable to provide daily data on patients who are on oxygen or ventilated.
The data below refer to admitted patients who test positive for SARS-CoV-2 on PCR or antigen tests.



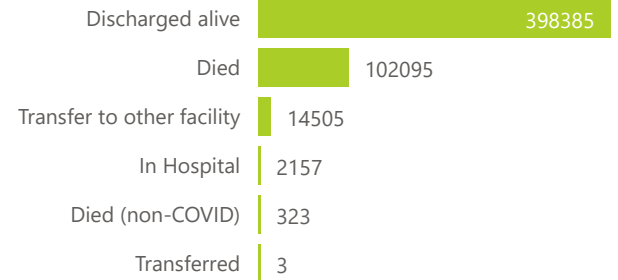
Ward of currently admitted patients



Interventions for currently admitted patients



Admissions to date by discharge type

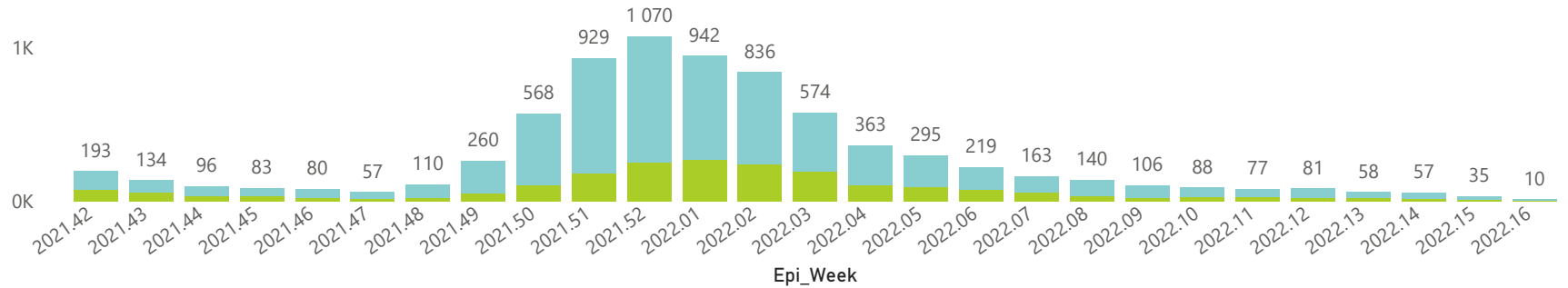


● General Ward ● High Care ● Intensive Care Unit

● Currently Oxygenated ● Currently Ventilated

Deaths by epidemiological week and sector

● Private ● Public



Summary of reported COVID-19 admissions by province, by sector

Province	Facilities Reporting	Admissions to Date	Died to Date	Discharged to date	Currently Admitted	Currently in ICU	Currently Ventilated	Currently Oxygenated	Admissions in Previous Day
Eastern Cape	104	47343	13114	32148	136	9	11	8	0
Private	18	15294	3358	11812	61	5	4	2	0
Public	86	32049	9756	20336	75	4	7	6	0
Free State	55	30985	6006	22664	94	2	3	19	2
Private	20	13877	2240	11432	37	2	1	3	0
Public	35	17108	3766	11232	57	0	2	16	2
Gauteng	136	150796	29805	116591	1124	72	27	92	16
Private	96	85676	14749	69922	550	47	12	31	10
Public	40	65120	15056	46669	574	25	15	61	6
KwaZulu-Natal	116	84510	17180	63717	382	29	11	51	18
Private	47	43870	7303	36027	224	24	10	22	10
Public	69	40640	9877	27690	158	5	1	29	8
Limpopo	48	20753	5305	14808	28	3	2	5	2
Private	7	9116	1707	7257	12	1	0	0	0
Public	41	11637	3598	7551	16	2	2	5	2
Mpumalanga	40	22125	4818	16715	27	2	1	5	0
Private	9	11554	1678	9784	11	2	0	0	0
Public	31	10571	3140	6931	16	0	1	5	0
North West	30	33279	4857	26026	71	7	0	24	2
Private	13	12741	1741	10563	34	4	0	2	0
Public	17	20538	3116	15463	37	3	0	22	2
Northern Cape	35	11488	2425	8491	7	0	0	1	1
Private	6	5442	841	4350	6	0	0	1	1
Public	29	6046	1584	4141	1	0	0	0	0
Western Cape	102	116189	18585	97225	201	30	3	4	0
Private	43	39985	6228	33537	112	14	3	4	0
Public	59	76204	12357	63688	89	16			0
Total	666	517468	102095	398385	2070	154	58	209	41

19 April 2022

NICD National COVID-19 Hospital Surveillance

National



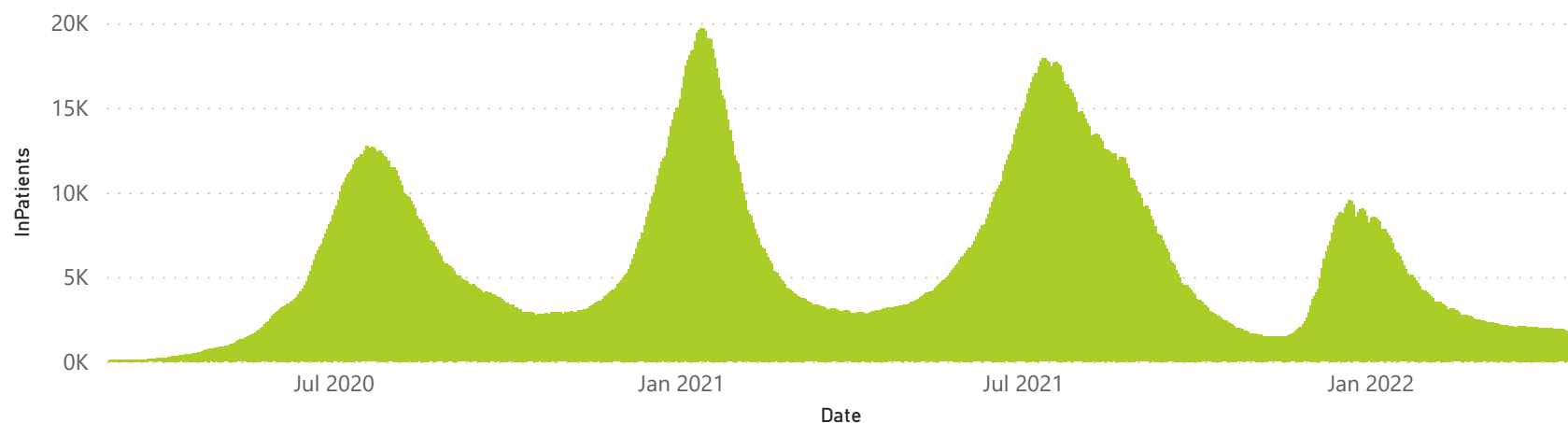
The number of reported admissions may change day-to-day as enrolled facilities back-capture historical data.
The Western Cape government has been unable to provide daily data on patients who are on oxygen or ventilated.
The data below refer to admitted patients who test positive for SARS-CoV-2 on PCR or antigen tests.



Summary of reported COVID-19 admissions by province, by sector

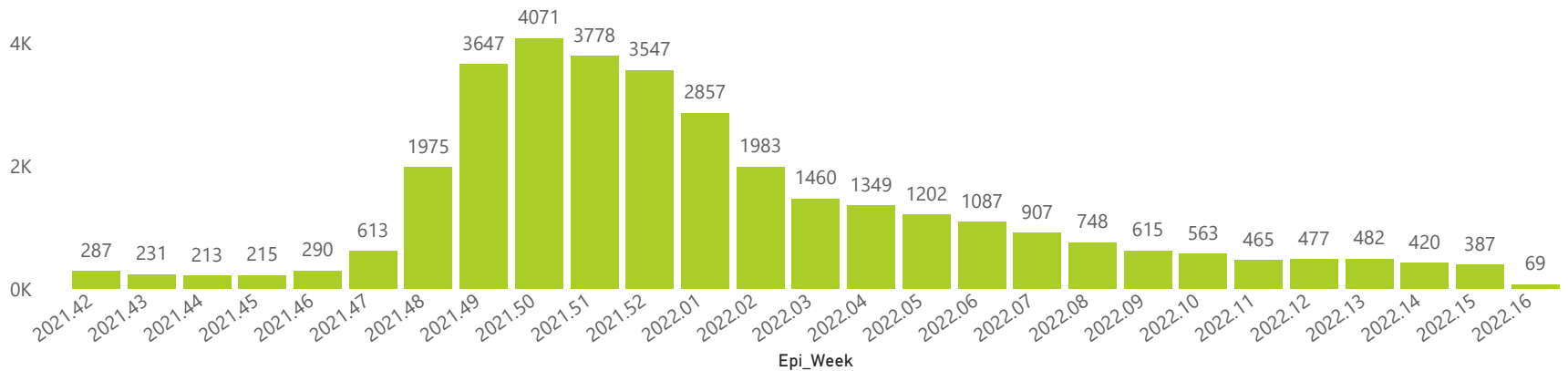
Sector	Facilities Reporting	Admissions to Date	Died to Date	Discharged to date	Currently Admitted	Currently in ICU	Currently Ventilated	Currently Oxygenated	Admissions in Previous Day
Private	259	237555	39845	194684	1047	99	30	65	21
Public	407	279913	62250	203701	1023	55	28	144	20
Total	666	517468	102095	398385	2070	154	58	209	41

Daily current In-Patients over time



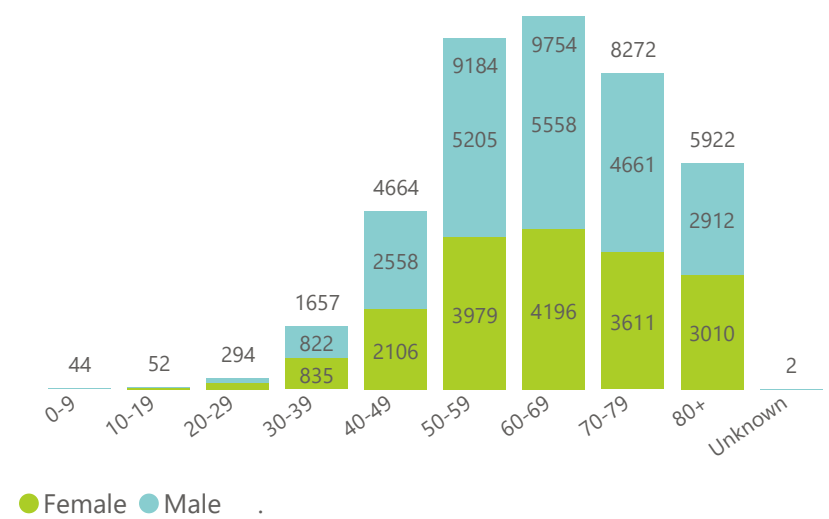
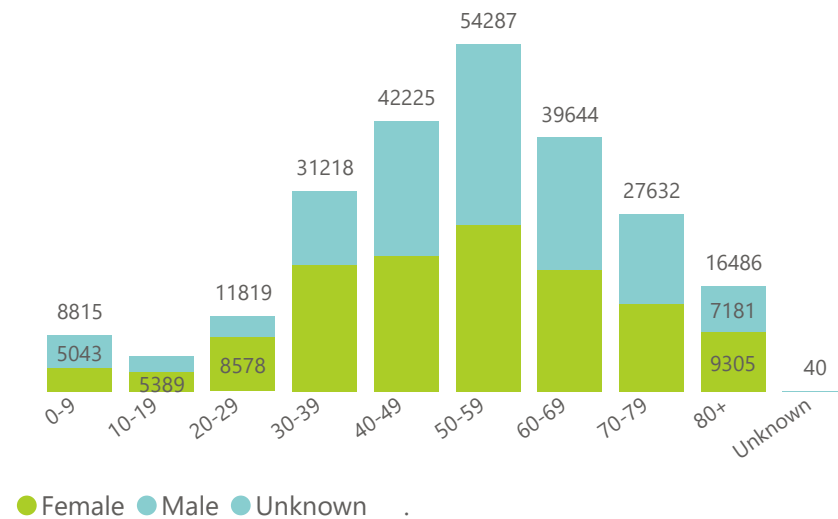
The number of reported admissions may change day-to-day as enrolled facilities back-capture historical data.
The data below refer to admitted patients who test positive for SARS-CoV-2 on PCR or antigen tests.

Hospital admissions of COVID-19 cases, by epidemiological week



Admissions to date by age group and sex

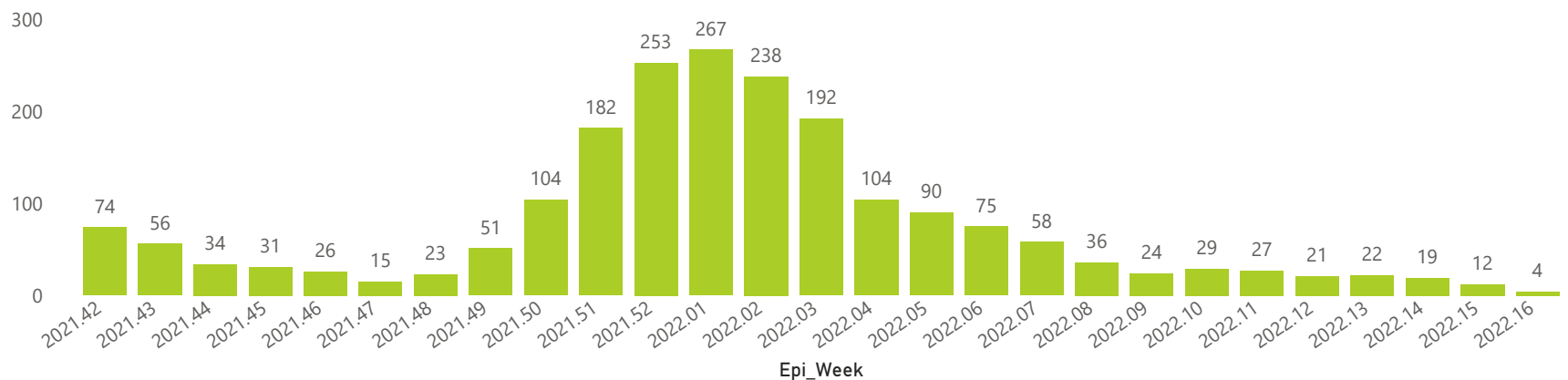
Deaths to date by age group and sex



● Female ● Male ● Unknown

● Female ● Male

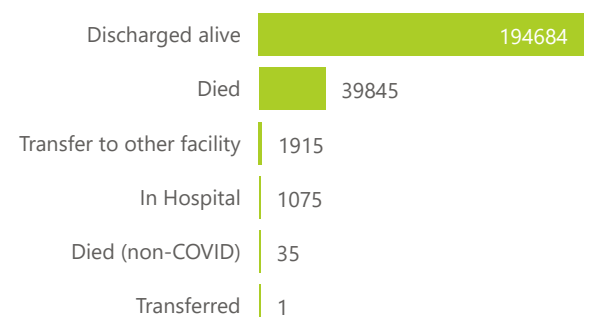
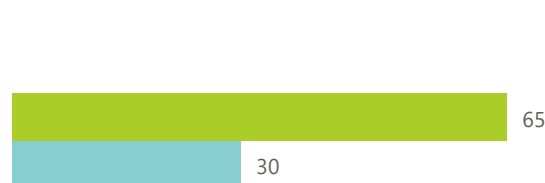
Deaths by epidemiological week



Ward of currently admitted patients

Interventions for currently admitted patients

Admissions to date by discharge type



● General Ward ● High Care ● Intensive Care Unit

● Currently Oxygenated ● Currently Ventilated

The number of reported admissions may change day-to-day as enrolled facilities back-capture historical data.

The data below refer to admitted patients who test positive for SARS-CoV-2 on PCR or antigen tests.

Summary of reported COVID-19 admissions by province

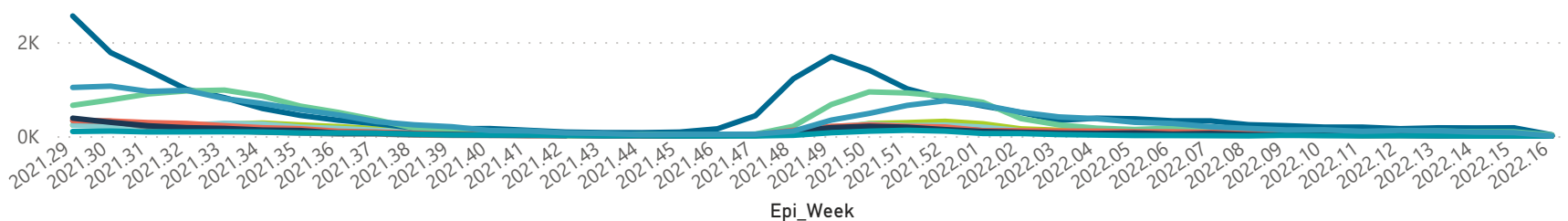
Province	Facilities Reporting	Admissions to Date	Died to Date	Discharged to date	Currently Admitted	Currently in ICU	Currently Ventilated	Currently Oxygenated	Admissions in Previous Day
Gauteng	96	85676	14749	69922	550	47	12	31	10
KwaZulu-Natal	47	43870	7303	36027	224	24	10	22	10
Western Cape	43	39985	6228	33537	112	14	3	4	0
Eastern Cape	18	15294	3358	11812	61	5	4	2	0
Free State	20	13877	2240	11432	37	2	1	3	0
North West	13	12741	1741	10563	34	4	0	2	0
Limpopo	7	9116	1707	7257	12	1	0	0	0
Mpumalanga	9	11554	1678	9784	11	2	0	0	0
Northern Cape	6	5442	841	4350	6	0	0	1	1
Total	259	237555	39845	194684	1047	99	30	65	21

Summary of reported COVID-19 admissions by hospital group

Hospital_Group	Facilities Reporting	Admissions to Date	Died to Date	Discharged to date	Currently Admitted	Currently in ICU	Currently Ventilated	Currently Oxygenated	Admissions in Previous Day
NHN	69	24600	3638	19833	97	6	6	31	1
Netcare	62	64330	13022	50544	494	39	10	0	8
Life Healthcare	51	53849	8571	45116	116	17	6	9	8
Mediclinic	51	65986	10507	55237	113	11	4	6	0
Lenmed	10	11517	1538	9570	51	10	1	6	4
Clinix	6	4824	715	3954	113	12	1	6	0
Melomed	5	9440	1417	7972	32	2	1	1	0
JMH	4	2834	436	2300	27	2	1	6	0
Independent	1	175	1	158	4	0	0	0	0
Total	259	237555	39845	194684	1047	99	30	65	21

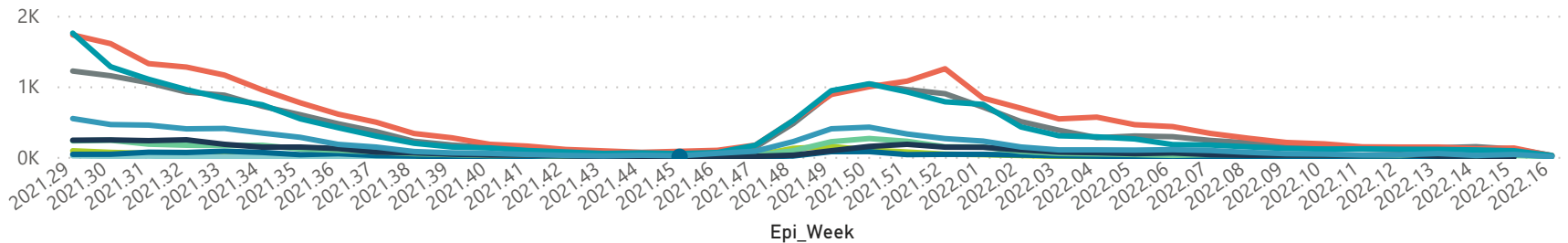
Hospital admissions by province

Province ● Eastern Cape ● Free State ● Gauteng ● KwaZulu-Natal ● Limpopo ● Mpumalanga ● North West ● Northern Cape ● Western Cape



Hospital admissions by hospital group

Group ● Clinix ● Independent ● JMH ● Lenmed ● Life Healthcare ● Mediclinic ● Melomed ● Netcare ● NHN



Admissions by hospital group

Deaths by hospital group

