

21 April 2022

## NICD National COVID-19 Hospital Surveillance

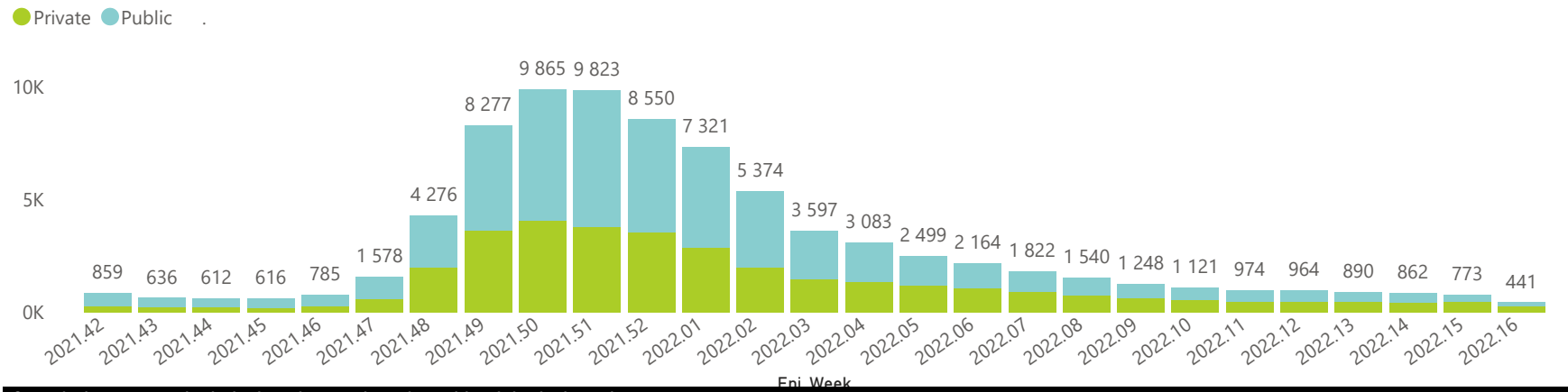
National



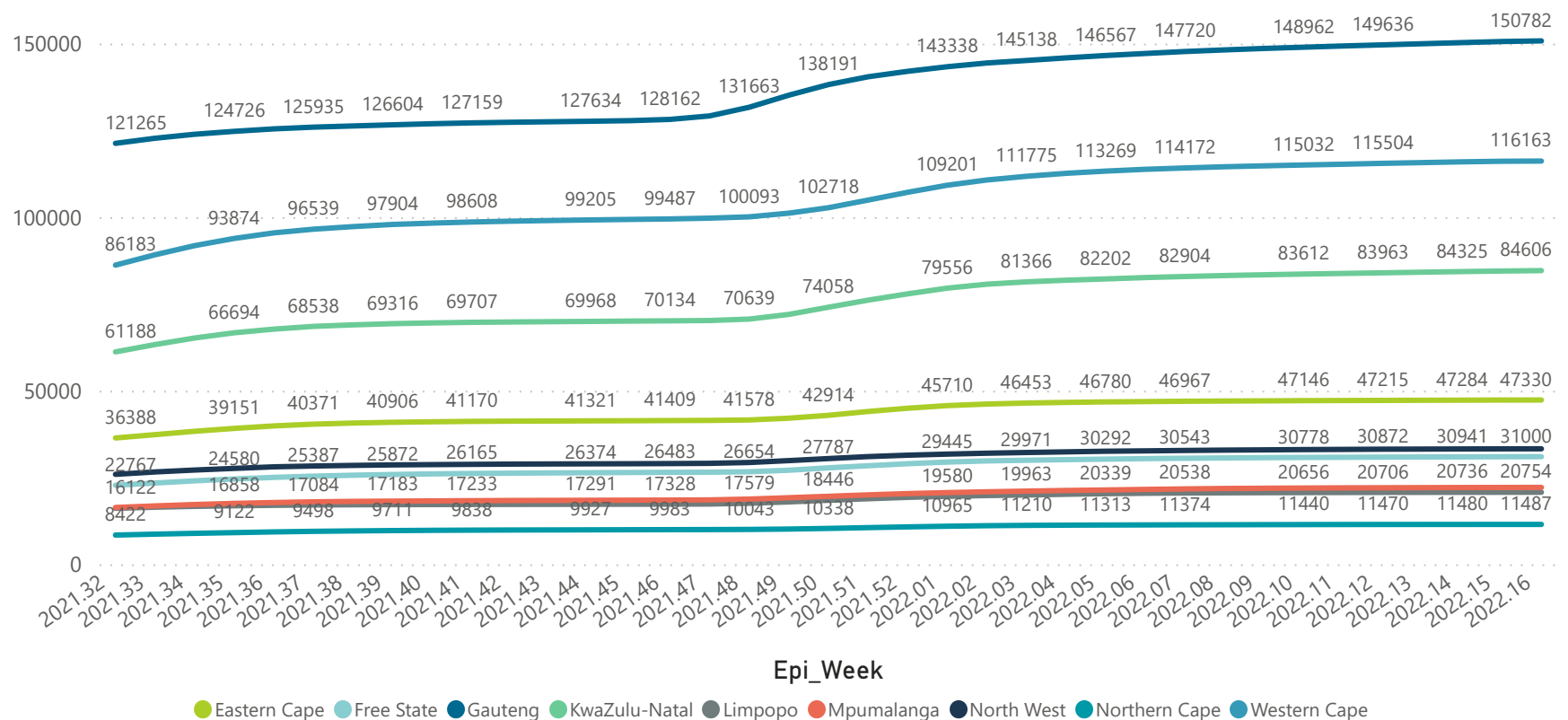
The number of reported admissions may change day-to-day as enrolled facilities back-capture historical data.  
The Western Cape government has been unable to provide daily data on patients who are on oxygen or ventilated.  
The data below refer to admitted patients who test positive for SARS-CoV-2 on PCR or antigen tests.



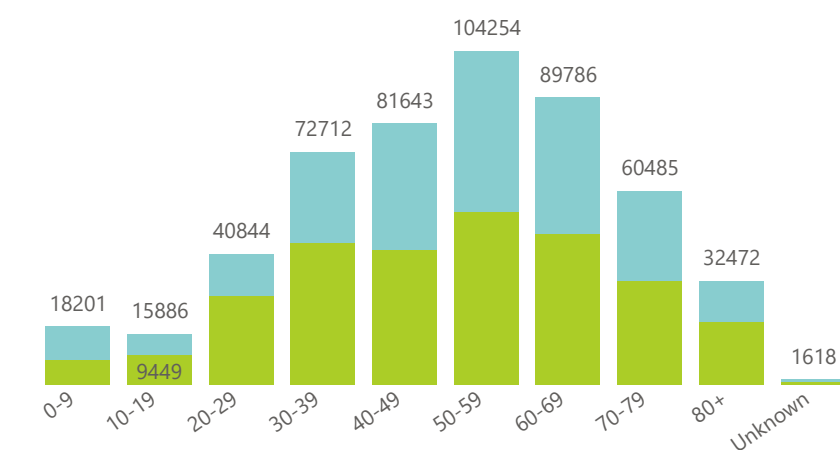
## Hospital admissions of COVID-19 cases, by health sector, by epidemiological week



## Cumulative reported admissions by province, by epidemiological week

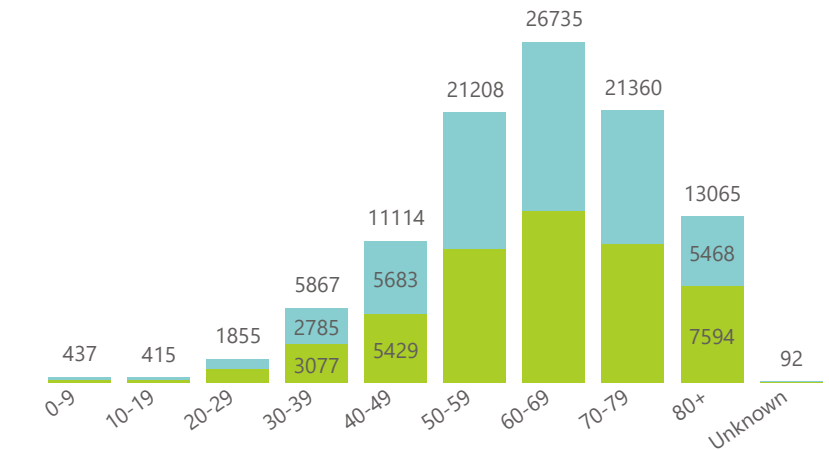


## Admissions to date by age group and sex



● Female ● Male ● Unknown

## Deaths to date by age group and sex



● Female ● Male ● Unknown

21 April 2022

## NICD National COVID-19 Hospital Surveillance

National



The number of reported admissions may change day-to-day as enrolled facilities back-capture historical data.  
The Western Cape government has been unable to provide daily data on patients who are on oxygen or ventilated.  
The data below refer to admitted patients who test positive for SARS-CoV-2 on PCR or antigen tests.



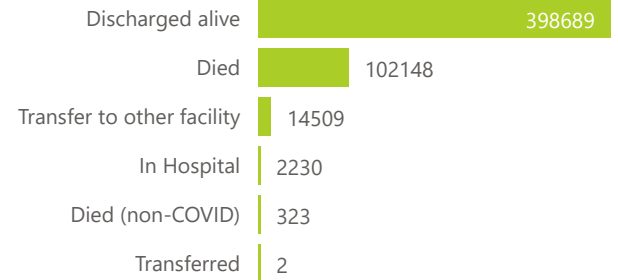
## Ward of currently admitted patients



## Interventions for currently admitted patients



## Admissions to date by discharge type

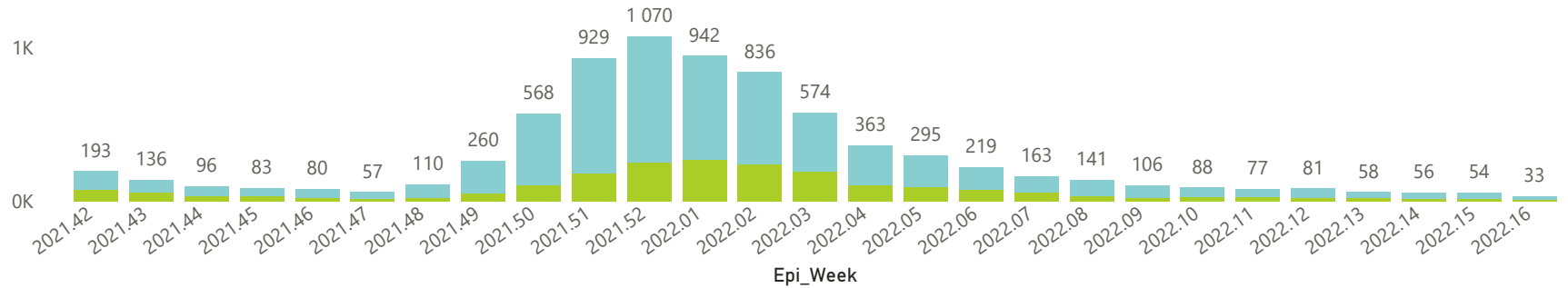


● General Ward ● High Care ● Intensive Care Unit

● Currently Oxygenated ● Currently Ventilated

## Deaths by epidemiological week and sector

● Private ● Public



## Summary of reported COVID-19 admissions by province, by sector

| Province             | Facilities Reporting | Admissions to Date | Died to Date  | Discharged to date | Currently Admitted | Currently in ICU | Currently Ventilated | Currently Oxygenated | Admissions in Previous Day |
|----------------------|----------------------|--------------------|---------------|--------------------|--------------------|------------------|----------------------|----------------------|----------------------------|
| <b>Eastern Cape</b>  | <b>104</b>           | <b>47361</b>       | <b>13119</b>  | <b>32164</b>       | <b>133</b>         | <b>10</b>        | <b>8</b>             | <b>6</b>             | <b>0</b>                   |
| Private              | 18                   | 15304              | 3358          | 11820              | 63                 | 6                | 4                    | 1                    | 0                          |
| Public               | 86                   | 32057              | 9761          | 20344              | 70                 | 4                | 4                    | 5                    | 0                          |
| <b>Free State</b>    | <b>55</b>            | <b>31012</b>       | <b>6008</b>   | <b>22689</b>       | <b>95</b>          | <b>2</b>         | <b>2</b>             | <b>19</b>            | <b>2</b>                   |
| Private              | 20                   | 13898              | 2240          | 11448              | 42                 | 1                | 1                    | 4                    | 0                          |
| Public               | 35                   | 17114              | 3768          | 11241              | 53                 | 1                | 1                    | 15                   | 2                          |
| <b>Gauteng</b>       | <b>136</b>           | <b>151000</b>      | <b>29828</b>  | <b>116718</b>      | <b>1174</b>        | <b>73</b>        | <b>30</b>            | <b>98</b>            | <b>29</b>                  |
| Private              | 96                   | 85759              | 14769         | 69983              | 552                | 45               | 12                   | 26                   | 13                         |
| Public               | 40                   | 65241              | 15059         | 46735              | 622                | 28               | 18                   | 72                   | 16                         |
| <b>KwaZulu-Natal</b> | <b>116</b>           | <b>84639</b>       | <b>17186</b>  | <b>63805</b>       | <b>415</b>         | <b>37</b>        | <b>9</b>             | <b>49</b>            | <b>21</b>                  |
| Private              | 47                   | 43948              | 7305          | 36084              | 243                | 28               | 8                    | 16                   | 9                          |
| Public               | 69                   | 40691              | 9881          | 27721              | 172                | 9                | 1                    | 33                   | 12                         |
| <b>Limpopo</b>       | <b>48</b>            | <b>20760</b>       | <b>5307</b>   | <b>14816</b>       | <b>24</b>          | <b>3</b>         | <b>2</b>             | <b>4</b>             | <b>1</b>                   |
| Private              | 7                    | 9120               | 1707          | 7259               | 14                 | 1                | 0                    | 0                    | 0                          |
| Public               | 41                   | 11640              | 3600          | 7557               | 10                 | 2                | 2                    | 4                    | 1                          |
| <b>Mpumalanga</b>    | <b>40</b>            | <b>22148</b>       | <b>4820</b>   | <b>16731</b>       | <b>32</b>          | <b>2</b>         | <b>1</b>             | <b>4</b>             | <b>3</b>                   |
| Private              | 9                    | 11567              | 1678          | 9792               | 16                 | 2                | 0                    | 0                    | 1                          |
| Public               | 31                   | 10581              | 3142          | 6939               | 16                 | 0                | 1                    | 4                    | 2                          |
| <b>North West</b>    | <b>30</b>            | <b>33283</b>       | <b>4860</b>   | <b>26027</b>       | <b>71</b>          | <b>2</b>         | <b>0</b>             | <b>25</b>            | <b>1</b>                   |
| Private              | 13                   | 12737              | 1744          | 10560              | 30                 | 2                | 0                    | 1                    | 0                          |
| Public               | 17                   | 20546              | 3116          | 15467              | 41                 | 0                | 0                    | 24                   | 1                          |
| <b>Northern Cape</b> | <b>35</b>            | <b>11487</b>       | <b>2425</b>   | <b>8492</b>        | <b>6</b>           | <b>0</b>         | <b>0</b>             | <b>0</b>             | <b>0</b>                   |
| Private              | 6                    | 5441               | 841           | 4351               | 5                  | 0                | 0                    | 0                    | 0                          |
| Public               | 29                   | 6046               | 1584          | 4141               | 1                  | 0                | 0                    | 0                    | 0                          |
| <b>Western Cape</b>  | <b>102</b>           | <b>116211</b>      | <b>18595</b>  | <b>97247</b>       | <b>195</b>         | <b>28</b>        | <b>2</b>             | <b>4</b>             | <b>9</b>                   |
| Private              | 43                   | 39965              | 6225          | 33540              | 93                 | 13               | 2                    | 4                    | 3                          |
| Public               | 59                   | 76246              | 12370         | 63707              | 102                | 15               |                      |                      | 6                          |
| <b>Total</b>         | <b>666</b>           | <b>517901</b>      | <b>102148</b> | <b>398689</b>      | <b>2145</b>        | <b>157</b>       | <b>54</b>            | <b>209</b>           | <b>66</b>                  |

21 April 2022

## NICD National COVID-19 Hospital Surveillance

National



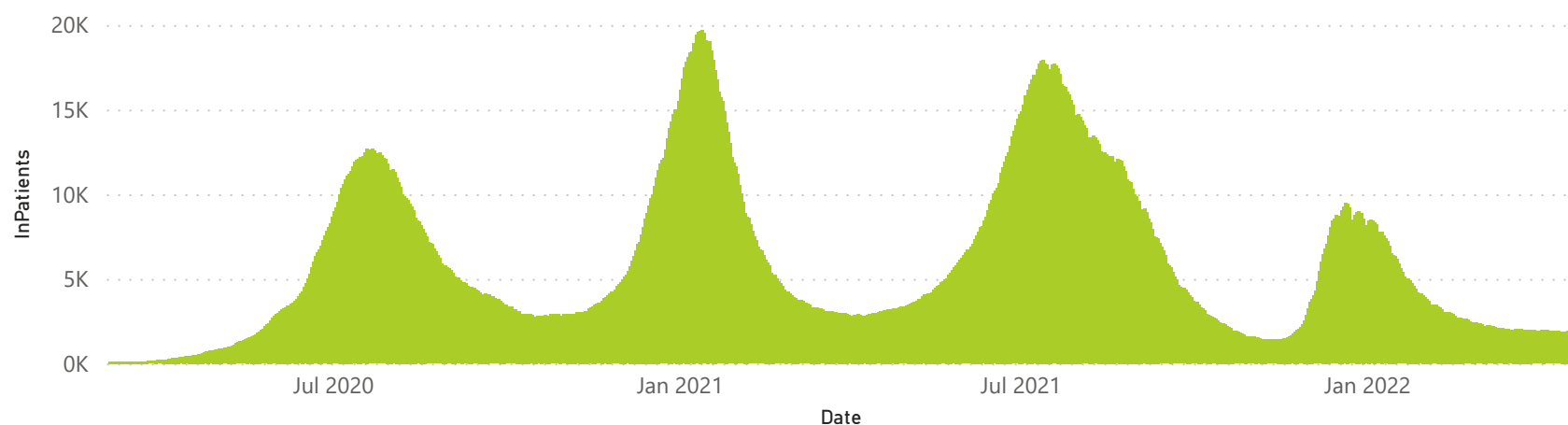
The number of reported admissions may change day-to-day as enrolled facilities back-capture historical data.  
The Western Cape government has been unable to provide daily data on patients who are on oxygen or ventilated.  
The data below refer to admitted patients who test positive for SARS-CoV-2 on PCR or antigen tests.



## Summary of reported COVID-19 admissions by province, by sector

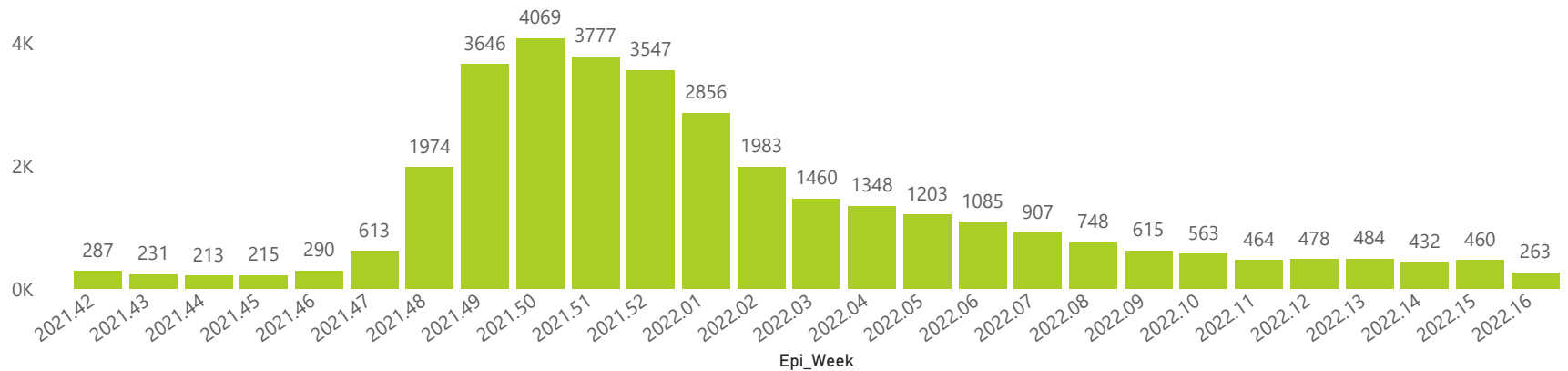
| Sector       | Facilities Reporting | Admissions to Date | Died to Date  | Discharged to date | Currently Admitted | Currently in ICU | Currently Ventilated | Currently Oxygenated | Admissions in Previous Day |
|--------------|----------------------|--------------------|---------------|--------------------|--------------------|------------------|----------------------|----------------------|----------------------------|
| Private      | 259                  | 237739             | 39867         | 194837             | 1058               | 98               | 27                   | 52                   | 26                         |
| Public       | 407                  | 280162             | 62281         | 203852             | 1087               | 59               | 27                   | 157                  | 40                         |
| <b>Total</b> | <b>666</b>           | <b>517901</b>      | <b>102148</b> | <b>398689</b>      | <b>2145</b>        | <b>157</b>       | <b>54</b>            | <b>209</b>           | <b>66</b>                  |

## Daily current In-Patients over time



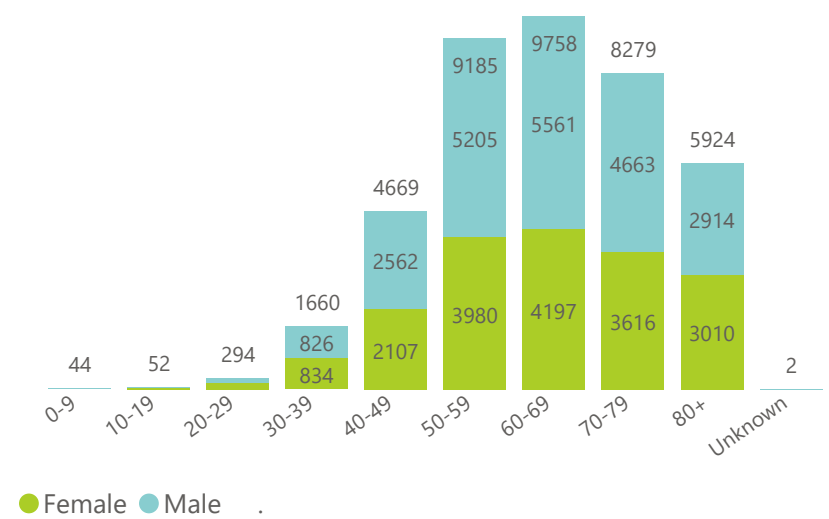
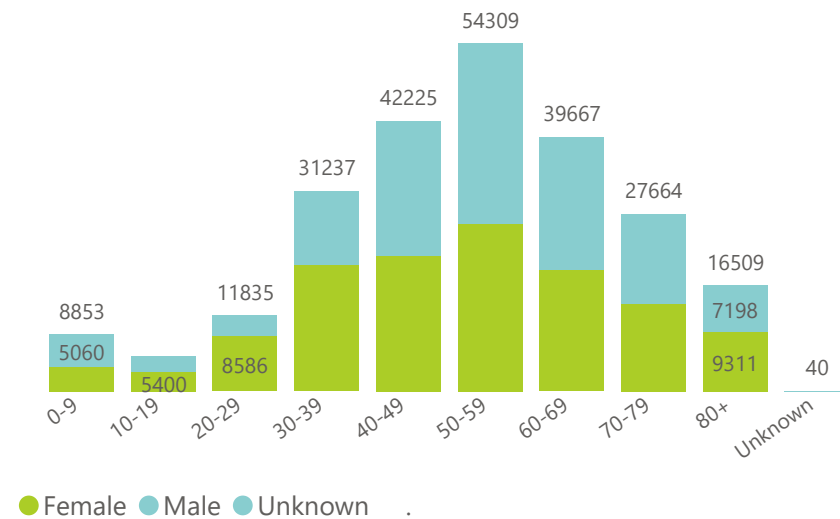
The number of reported admissions may change day-to-day as enrolled facilities back-capture historical data.  
The data below refer to admitted patients who test positive for SARS-CoV-2 on PCR or antigen tests.

## Hospital admissions of COVID-19 cases, by epidemiological week



## Admissions to date by age group and sex

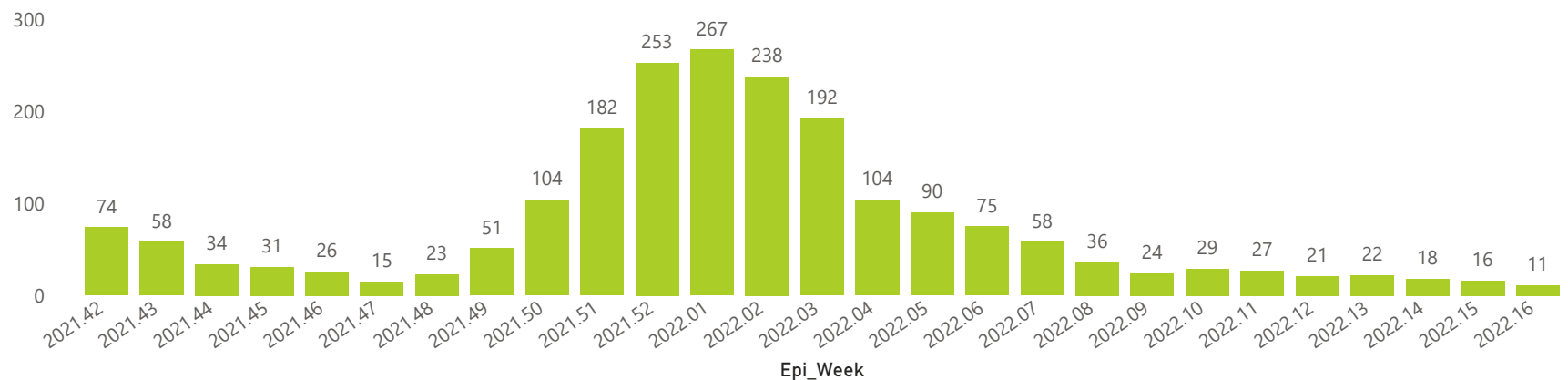
## Deaths to date by age group and sex



● Female ● Male ● Unknown

● Female ● Male

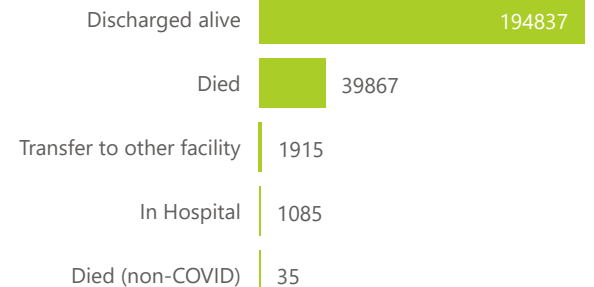
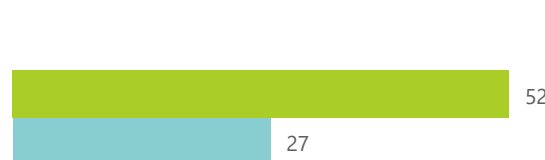
## Deaths by epidemiological week



## Ward of currently admitted patients

## Interventions for currently admitted patients

## Admissions to date by discharge type



● General Ward ● High Care ● Intensive Care Unit

● Currently Oxygenated ● Currently Ventilated

The number of reported admissions may change day-to-day as enrolled facilities back-capture historical data.  
The data below refer to admitted patients who test positive for SARS-CoV-2 on PCR or antigen tests.

## Summary of reported COVID-19 admissions by province

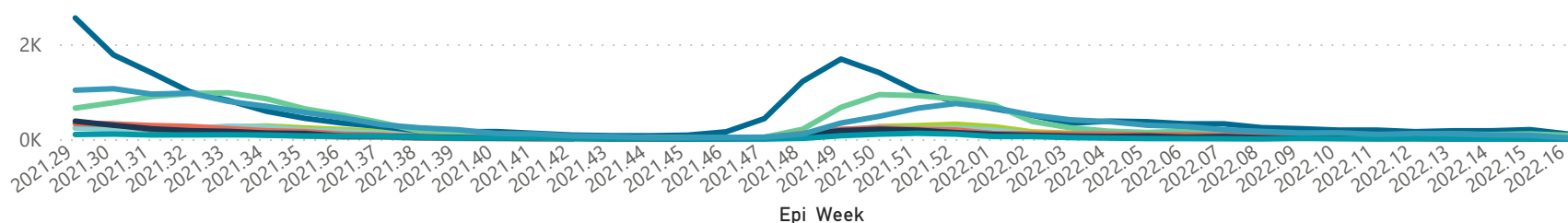
| Province      | Facilities Reporting | Admissions to Date | Died to Date | Discharged to date | Currently Admitted | Currently in ICU | Currently Ventilated | Currently Oxygenated | Admissions in Previous Day |
|---------------|----------------------|--------------------|--------------|--------------------|--------------------|------------------|----------------------|----------------------|----------------------------|
| Gauteng       | 96                   | 85759              | 14769        | 69983              | 552                | 45               | 12                   | 26                   | 13                         |
| KwaZulu-Natal | 47                   | 43948              | 7305         | 36084              | 243                | 28               | 8                    | 16                   | 9                          |
| Western Cape  | 43                   | 39965              | 6225         | 33540              | 93                 | 13               | 2                    | 4                    | 3                          |
| Eastern Cape  | 18                   | 15304              | 3358         | 11820              | 63                 | 6                | 4                    | 1                    | 0                          |
| Free State    | 20                   | 13898              | 2240         | 11448              | 42                 | 1                | 1                    | 4                    | 0                          |
| North West    | 13                   | 12737              | 1744         | 10560              | 30                 | 2                | 0                    | 1                    | 0                          |
| Mpumalanga    | 9                    | 11567              | 1678         | 9792               | 16                 | 2                | 0                    | 0                    | 1                          |
| Limpopo       | 7                    | 9120               | 1707         | 7259               | 14                 | 1                | 0                    | 0                    | 0                          |
| Northern Cape | 6                    | 5441               | 841          | 4351               | 5                  | 0                | 0                    | 0                    | 0                          |
| <b>Total</b>  | <b>259</b>           | <b>237739</b>      | <b>39867</b> | <b>194837</b>      | <b>1058</b>        | <b>98</b>        | <b>27</b>            | <b>52</b>            | <b>26</b>                  |

## Summary of reported COVID-19 admissions by hospital group

| Hospital_Group  | Facilities Reporting | Admissions to Date | Died to Date | Discharged to date | Currently Admitted | Currently in ICU | Currently Ventilated | Currently Oxygenated | Admissions in Previous Day |
|-----------------|----------------------|--------------------|--------------|--------------------|--------------------|------------------|----------------------|----------------------|----------------------------|
| NHN             | 69                   | 24622              | 3639         | 19847              | 105                | 7                | 8                    | 29                   | 4                          |
| Netcare         | 62                   | 64394              | 13027        | 50577              | 520                | 44               | 5                    | 3                    | 10                         |
| Life Healthcare | 51                   | 53975              | 8573         | 45216              | 140                | 18               | 7                    | 7                    | 12                         |
| Mediclinic      | 51                   | 66033              | 10507        | 55270              | 126                | 14               | 5                    | 4                    | 0                          |
| Lenmed          | 10                   | 11524              | 1538         | 9574               | 55                 | 10               | 1                    | 2                    | 0                          |
| Clinix          | 6                    | 4787               | 732          | 3936               | 77                 | 2                | 0                    | 1                    | 0                          |
| Melomed         | 5                    | 9397               | 1414         | 7960               | 5                  | 1                | 0                    | 0                    | 0                          |
| JMH             | 4                    | 2832               | 436          | 2299               | 26                 | 2                | 1                    | 6                    | 0                          |
| Independent     | 1                    | 175                | 1            | 158                | 4                  | 0                | 0                    | 0                    | 0                          |
| <b>Total</b>    | <b>259</b>           | <b>237739</b>      | <b>39867</b> | <b>194837</b>      | <b>1058</b>        | <b>98</b>        | <b>27</b>            | <b>52</b>            | <b>26</b>                  |

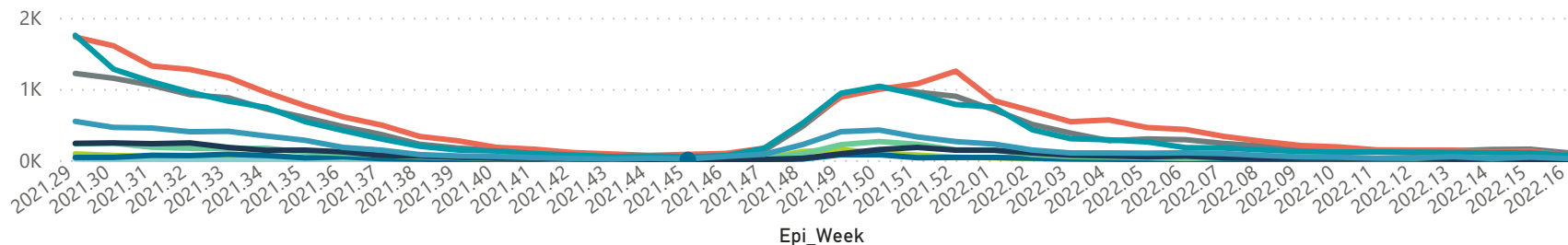
## Hospital admissions by province

Province ● Eastern Cape ● Free State ● Gauteng ● KwaZulu-Natal ● Limpopo ● Mpumalanga ● North West ● Northern Cape ● Western Cape



## Hospital admissions by hospital group

Group ● Clinix ● Independent ● JMH ● Lenmed ● Life Healthcare ● Mediclinic ● Melomed ● Netcare ● NHN



## Admissions by hospital group

## Deaths by hospital group

