

06 April 2022

NICD National COVID-19 Hospital Surveillance

National

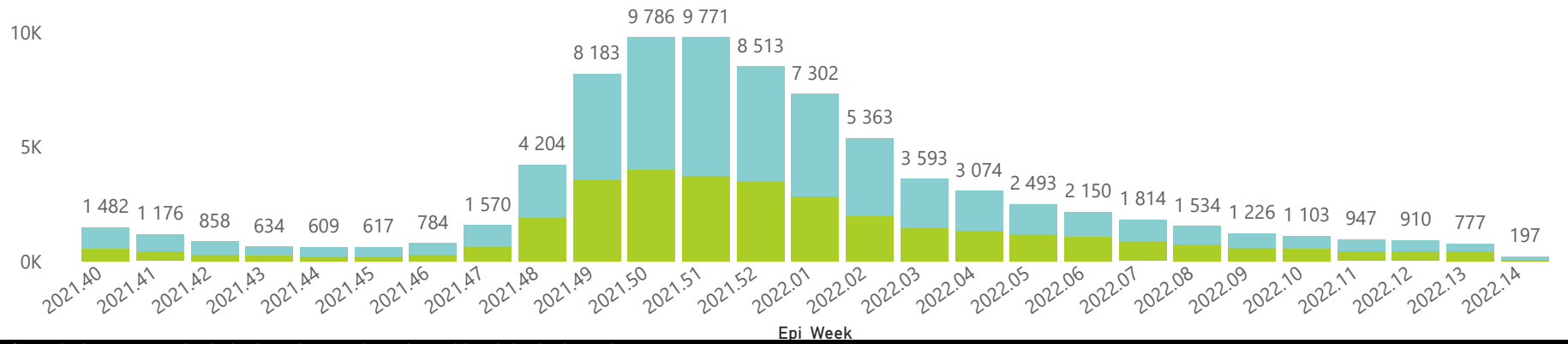


The number of reported admissions may change day-to-day as enrolled facilities back-capture historical data.
The Western Cape government has been unable to provide daily data on patients who are on oxygen or ventilated.
The data below refer to admitted patients who test positive for SARS-CoV-2 on PCR or antigen tests.

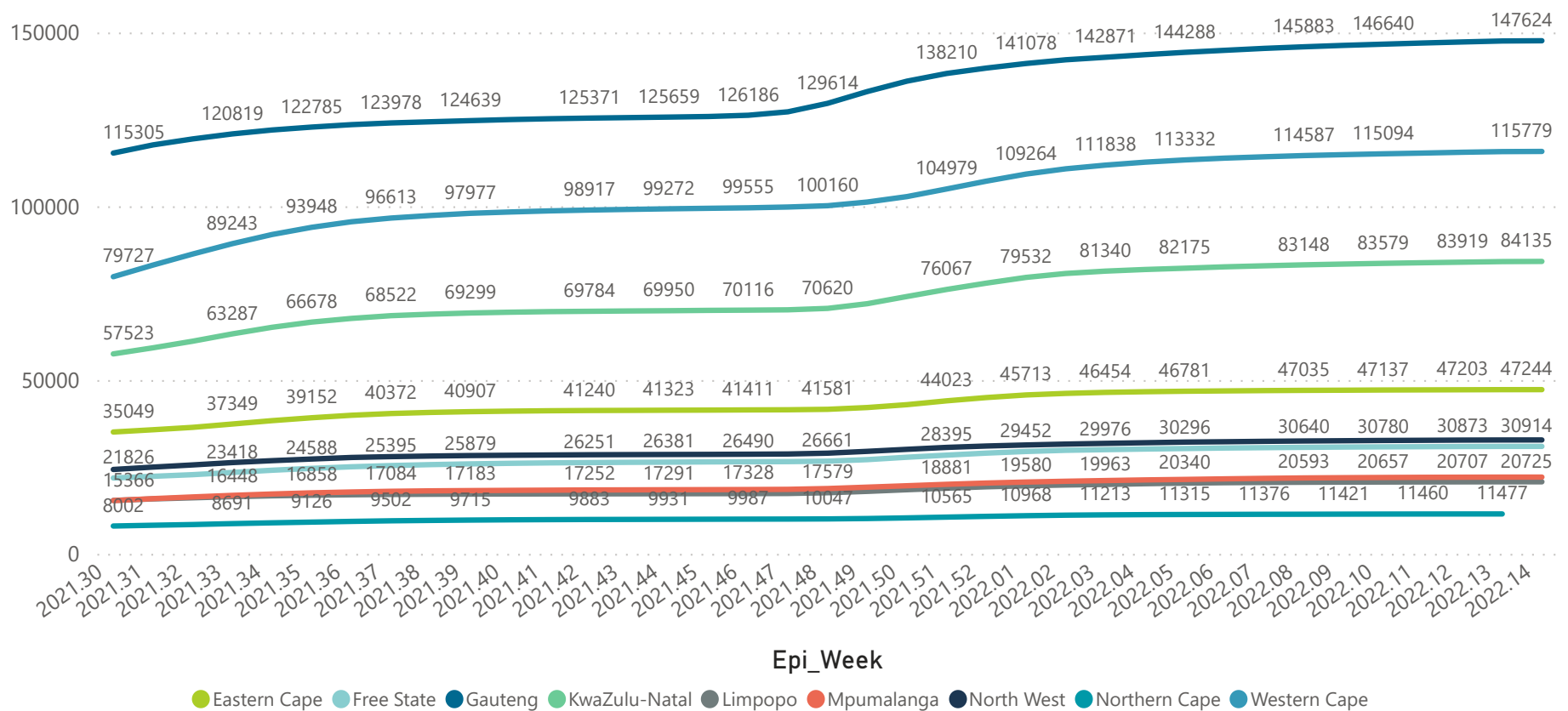


Hospital admissions of COVID-19 cases, by health sector, by epidemiological week

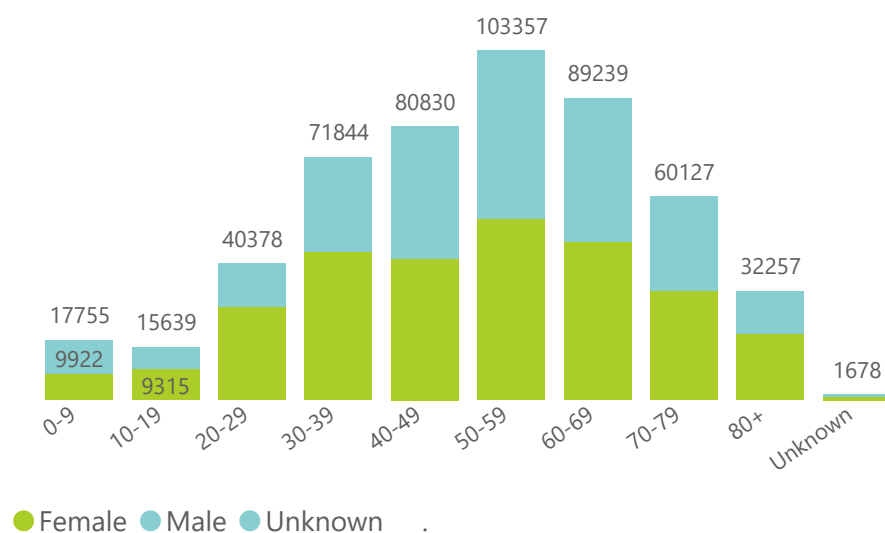
Private Public



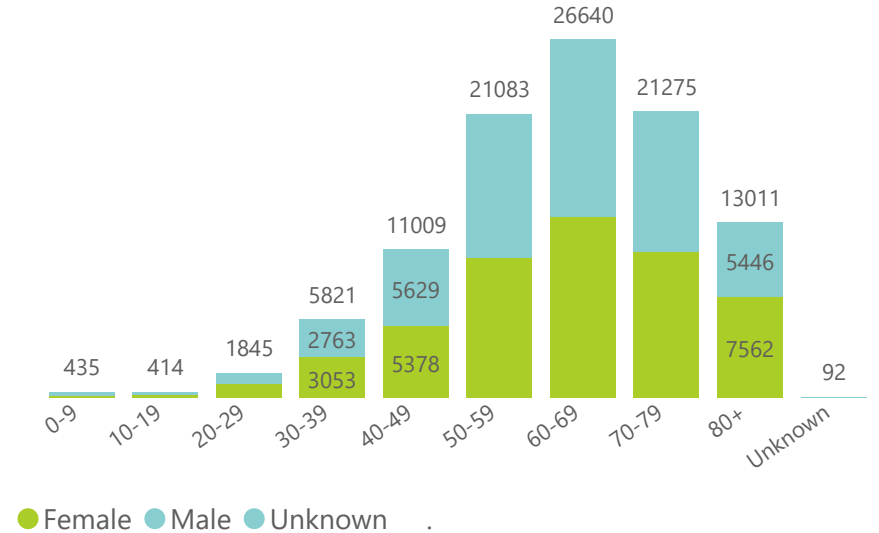
Cumulative reported admissions by province, by epidemiological week



Admissions to date by age group and sex



Deaths to date by age group and sex



06 April 2022

NICD National COVID-19 Hospital Surveillance

National



The number of reported admissions may change day-to-day as enrolled facilities back-capture historical data.
The Western Cape government has been unable to provide daily data on patients who are on oxygen or ventilated.
The data below refer to admitted patients who test positive for SARS-CoV-2 on PCR or antigen tests.



Ward of currently admitted patients



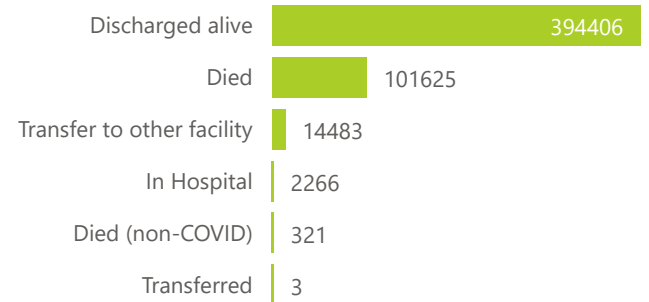
● General Ward ● High Care ● Intensive Care Unit

Interventions for currently admitted patients



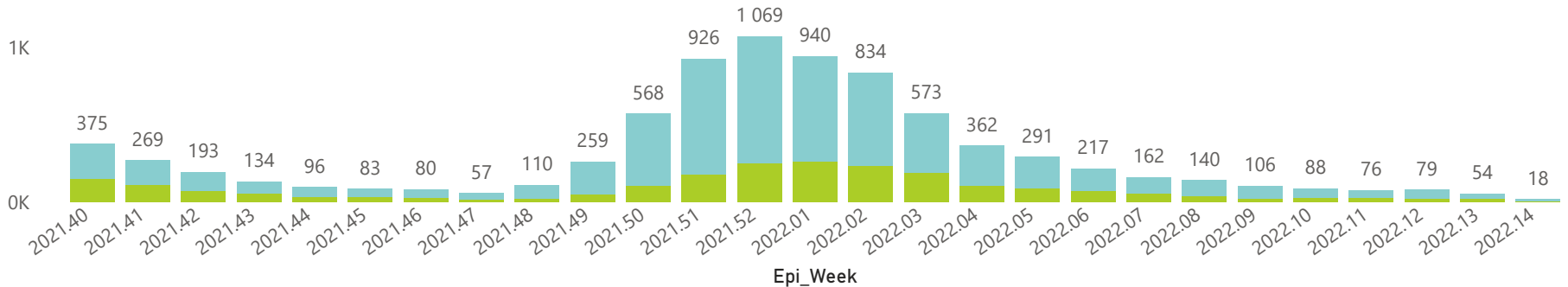
● Currently Oxygenated ● Currently Ventilated

Admissions to date by discharge type



Deaths by epidemiological week and sector

● Private ● Public



Summary of reported COVID-19 admissions by province, by sector

Province	Facilities Reporting	Admissions to Date	Died to Date	Discharged to date	Currently Admitted	Currently in ICU	Currently Ventilated	Currently Oxygenated	Admissions in Previous Day
Eastern Cape	104	47275	13105	32099	126	6	5	8	2
Private	18	15263	3356	11782	62	3	1	1	1
Public	86	32012	9749	20317	64	3	4	7	1
Free State	55	30926	6004	22614	87	5	4	17	0
Private	20	13845	2239	11404	33	4	2	2	0
Public	35	17081	3765	11210	54	1	2	15	0
Gauteng	136	147844	29451	113945	1186	80	39	95	13
Private	96	82933	14417	67497	566	48	22	23	6
Public	40	64911	15034	46448	620	32	17	72	7
KwaZulu-Natal	116	84168	17174	63372	400	33	9	55	5
Private	47	43611	7299	35783	215	29	8	16	2
Public	69	40557	9875	27589	185	4	1	39	3
Limpopo	48	20731	5303	14791	25	2	2	5	0
Private	7	9103	1707	7246	10	1	1	0	0
Public	41	11628	3596	7545	15	1	1	5	0
Mpumalanga	40	22079	4813	16677	26	0	1	6	1
Private	9	11524	1677	9759	7	0	0	0	0
Public	31	10555	3136	6918	19	0	1	6	1
North West	30	32777	4781	25568	104	13	4	42	5
Private	13	12265	1669	10147	47	5	3	9	0
Public	17	20512	3112	15421	57	8	1	33	5
Northern Cape	35	11477	2425	8481	6	1	0	1	0
Private	6	5432	841	4343	3	1	0	0	0
Public	29	6045	1584	4138	3	0	0	1	0
Western Cape	102	115827	18569	96859	223	30	3	4	14
Private	43	39757	6218	33303	128	14	3	4	1
Public	59	76070	12351	63556	95	16			13
Total	666	513104	101625	394406	2183	170	67	233	40

06 April 2022

NICD National COVID-19 Hospital Surveillance

National



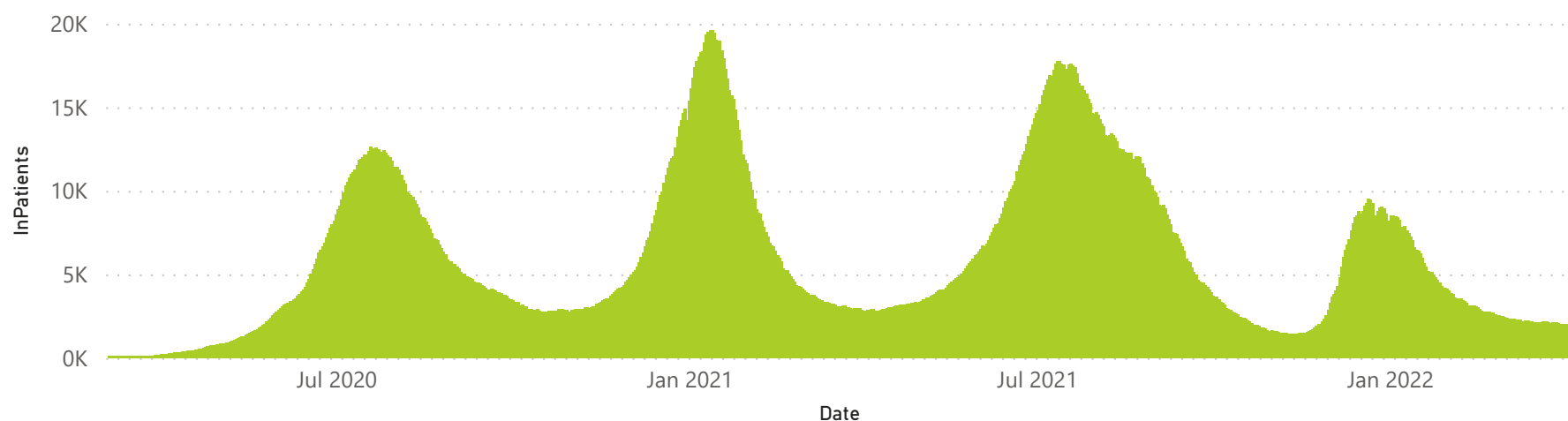
The number of reported admissions may change day-to-day as enrolled facilities back-capture historical data.
The Western Cape government has been unable to provide daily data on patients who are on oxygen or ventilated.
The data below refer to admitted patients who test positive for SARS-CoV-2 on PCR or antigen tests.



Summary of reported COVID-19 admissions by province, by sector

Sector	Facilities Reporting	Admissions to Date	Died to Date	Discharged to date	Currently Admitted	Currently in ICU	Currently Ventilated	Currently Oxygenated	Admissions in Previous Day
Private	259	233733	39423	191264	1071	105	40	55	10
Public	407	279371	62202	203142	1112	65	27	178	30
Total	666	513104	101625	394406	2183	170	67	233	40

Daily current In-Patients over time



06 April 2022

NICD National COVID-19 Hospital Surveillance

Private

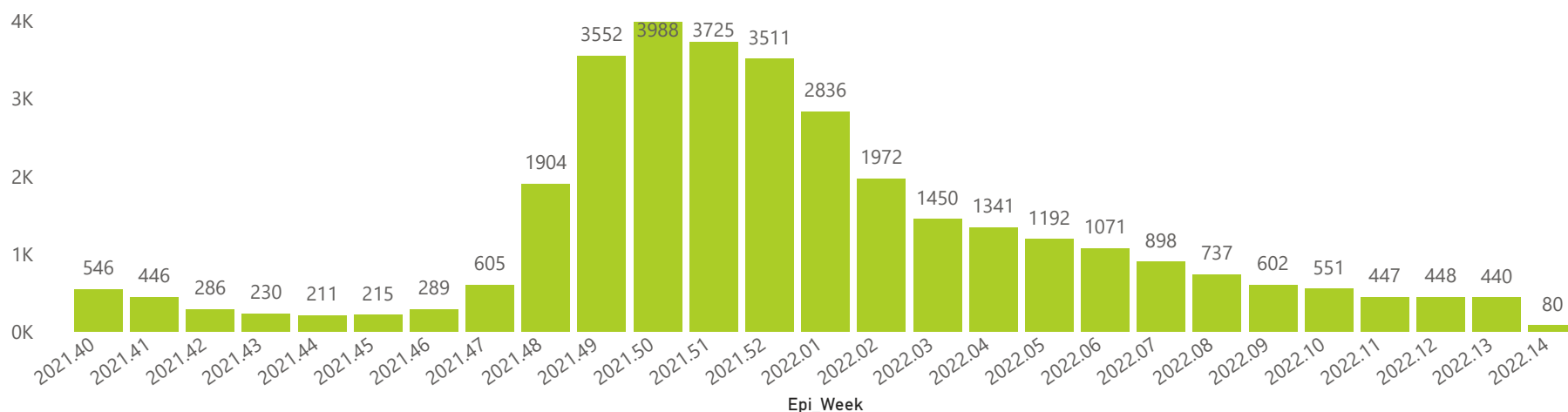


The number of reported admissions may change day-to-day as enrolled facilities back-capture historical data.

The data below refer to admitted patients who test positive for SARS-CoV-2 on PCR or antigen tests.

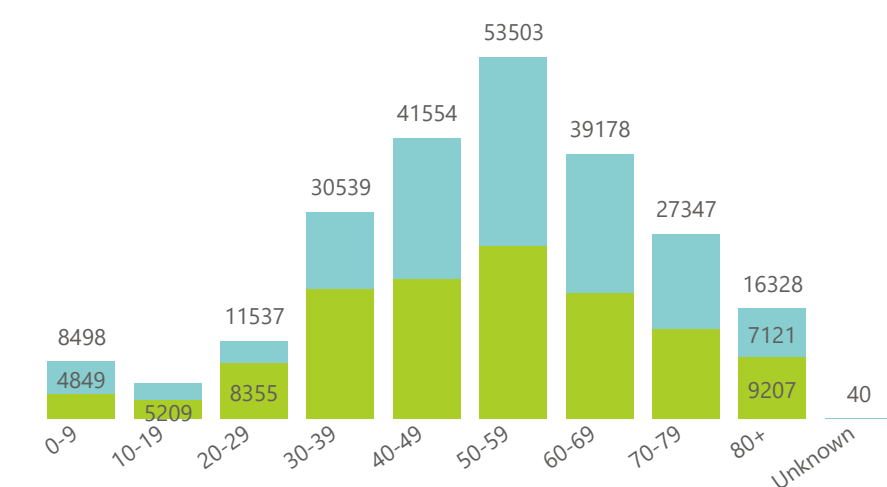


Hospital admissions of COVID-19 cases, by epidemiological week



Admissions to date by age group and sex

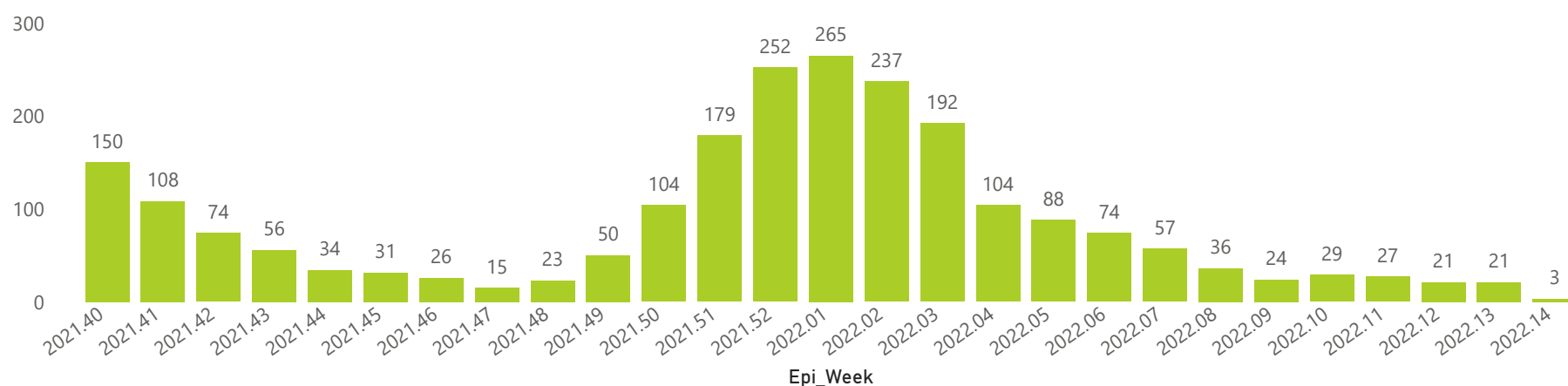
Deaths to date by age group and sex



● Female ● Male ● Unknown

● Female ● Male

Deaths by epidemiological week



Ward of currently admitted patients

Interventions for currently admitted patients

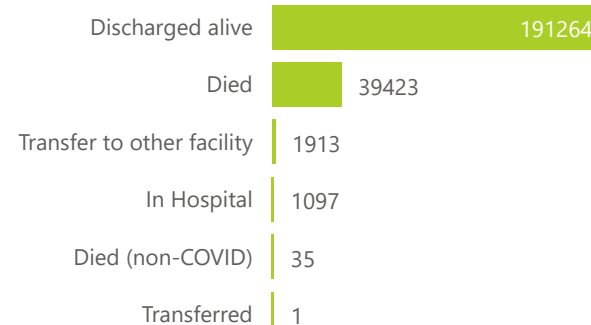
Admissions to date by discharge type



● General Ward ● High Care ● Intensive Care Unit



● Currently Oxygenated ● Currently Ventilated



06 April 2022

NICD National COVID-19 Hospital Surveillance

Private



The number of reported admissions may change day-to-day as enrolled facilities back-capture historical data.

The data below refer to admitted patients who test positive for SARS-CoV-2 on PCR or antigen tests.



Summary of reported COVID-19 admissions by province

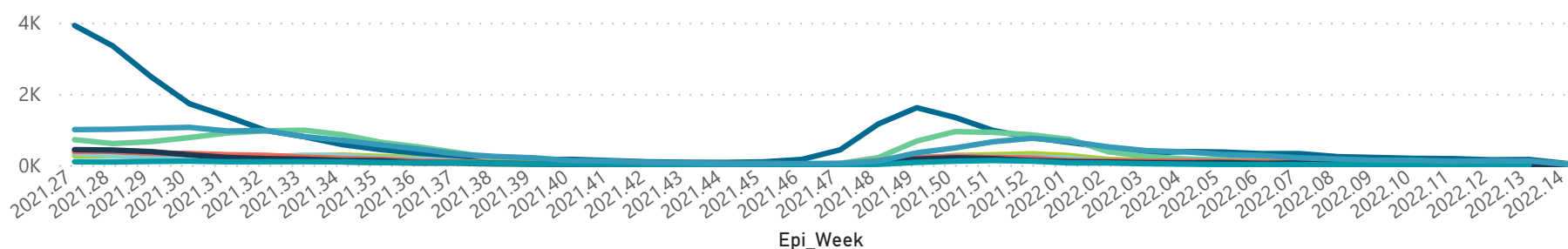
Province	Facilities Reporting	Admissions to Date	Died to Date	Discharged to date	Currently Admitted	Currently in ICU	Currently Ventilated	Currently Oxygenated	Admissions in Previous Day
Gauteng	96	82933	14417	67497	566	48	22	23	6
KwaZulu-Natal	47	43611	7299	35783	215	29	8	16	2
Western Cape	43	39757	6218	33303	128	14	3	4	1
Eastern Cape	18	15263	3356	11782	62	3	1	1	1
North West	13	12265	1669	10147	47	5	3	9	0
Free State	20	13845	2239	11404	33	4	2	2	0
Limpopo	7	9103	1707	7246	10	1	1	0	0
Mpumalanga	9	11524	1677	9759	7	0	0	0	0
Northern Cape	6	5432	841	4343	3	1	0	0	0
Total	259	233733	39423	191264	1071	105	40	55	10

Summary of reported COVID-19 admissions by hospital group

Hospital_Group	Facilities Reporting	Admissions to Date	Died to Date	Discharged to date	Currently Admitted	Currently in ICU	Currently Ventilated	Currently Oxygenated	Admissions in Previous Day
NHN	69	24539	3636	19777	96	10	11	25	0
Netcare	62	64047	13016	50256	505	42	12	2	5
Life Healthcare	51	53574	8564	44869	95	17	3	8	4
Mediclinic	51	65722	10490	54989	114	11	5	3	0
Lenmed	10	11464	1538	9523	45	11	1	2	0
Clinix	6	2055	327	1538	149	10	6	8	0
Melomed	5	9348	1415	7880	34	2	1	1	1
JMH	4	2809	436	2274	29	2	1	6	0
Independent	1	175	1	158	4	0	0	0	0
Total	259	233733	39423	191264	1071	105	40	55	10

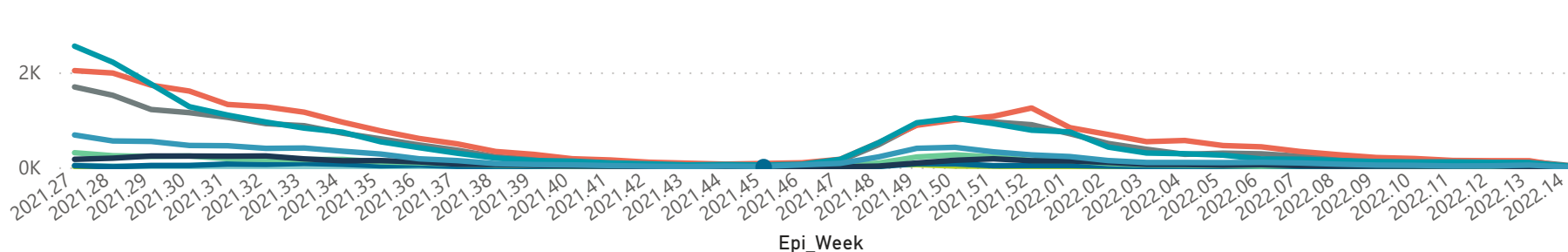
Hospital admissions by province

Province ● Eastern Cape ● Free State ● Gauteng ● KwaZulu-Natal ● Limpopo ● Mpumalanga ● North West ● Northern Cape ● Western Cape



Hospital admissions by hospital group

Group ● Clinix ● Independent ● JMH ● Lenmed ● Life Healthcare ● Mediclinic ● Melomed ● Netcare ● NHN



Admissions by hospital group

Deaths by hospital group

