

11 April 2022

NICD National COVID-19 Hospital Surveillance

National

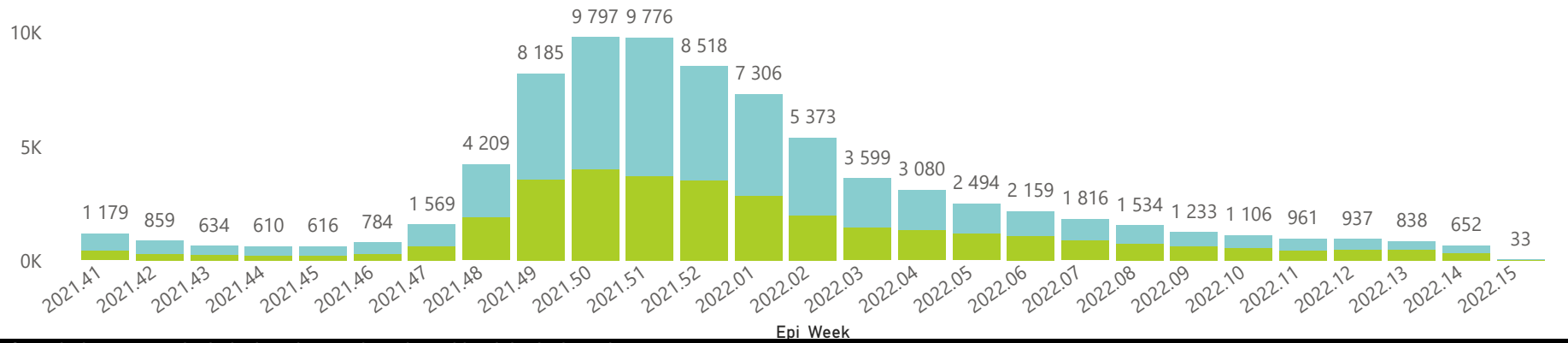


The number of reported admissions may change day-to-day as enrolled facilities back-capture historical data.
The Western Cape government has been unable to provide daily data on patients who are on oxygen or ventilated.
The data below refer to admitted patients who test positive for SARS-CoV-2 on PCR or antigen tests.

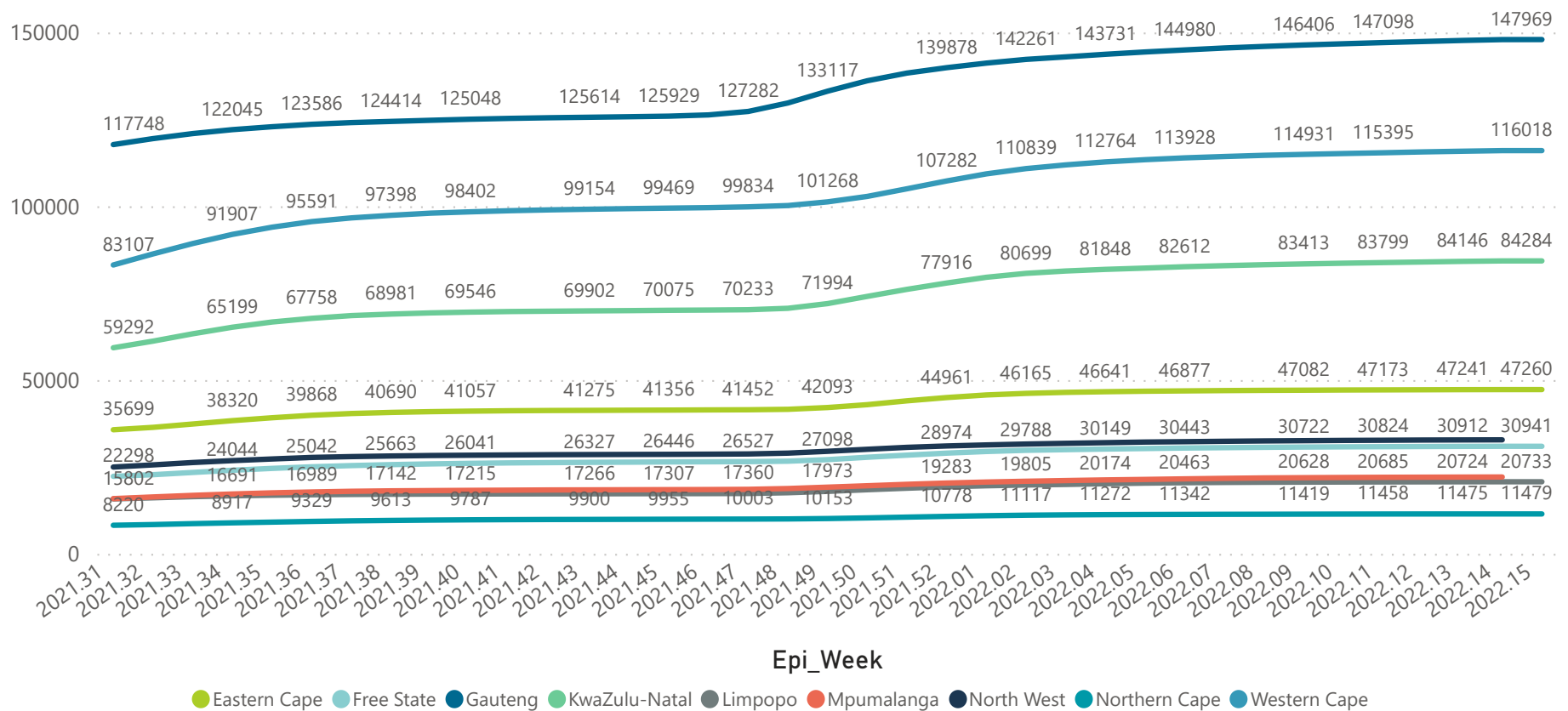


Hospital admissions of COVID-19 cases, by health sector, by epidemiological week

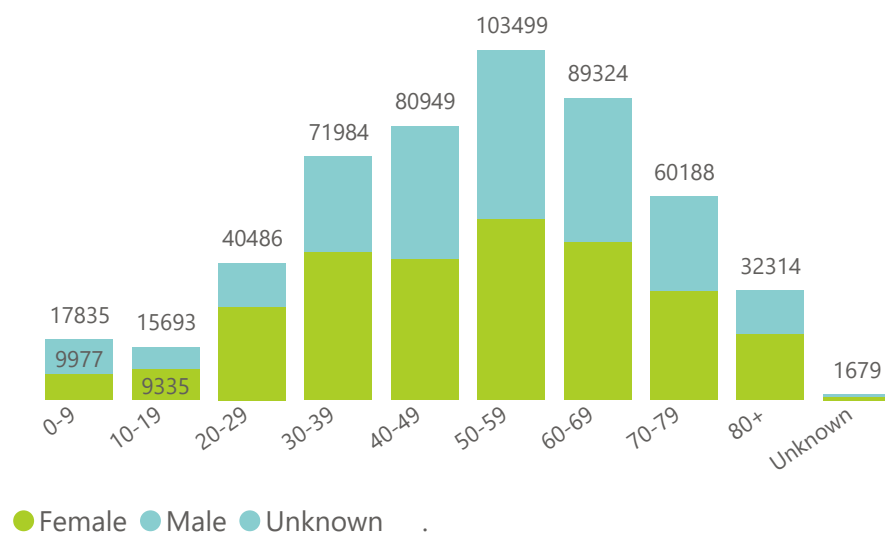
Private Public



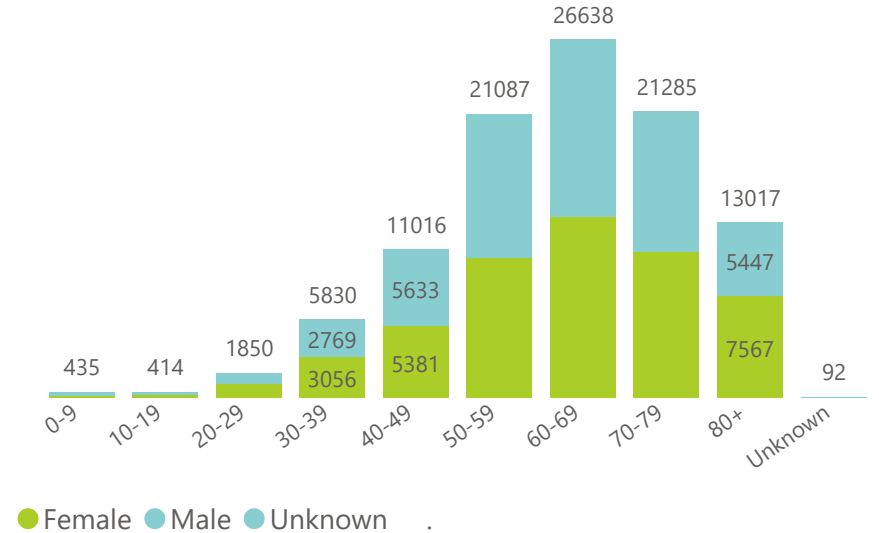
Cumulative reported admissions by province, by epidemiological week



Admissions to date by age group and sex



Deaths to date by age group and sex



11 April 2022

NICD National COVID-19 Hospital Surveillance

National



The number of reported admissions may change day-to-day as enrolled facilities back-capture historical data.
The Western Cape government has been unable to provide daily data on patients who are on oxygen or ventilated.
The data below refer to admitted patients who test positive for SARS-CoV-2 on PCR or antigen tests.



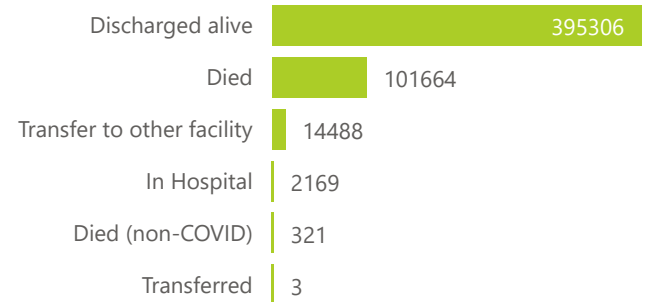
Ward of currently admitted patients



Interventions for currently admitted patients



Admissions to date by discharge type

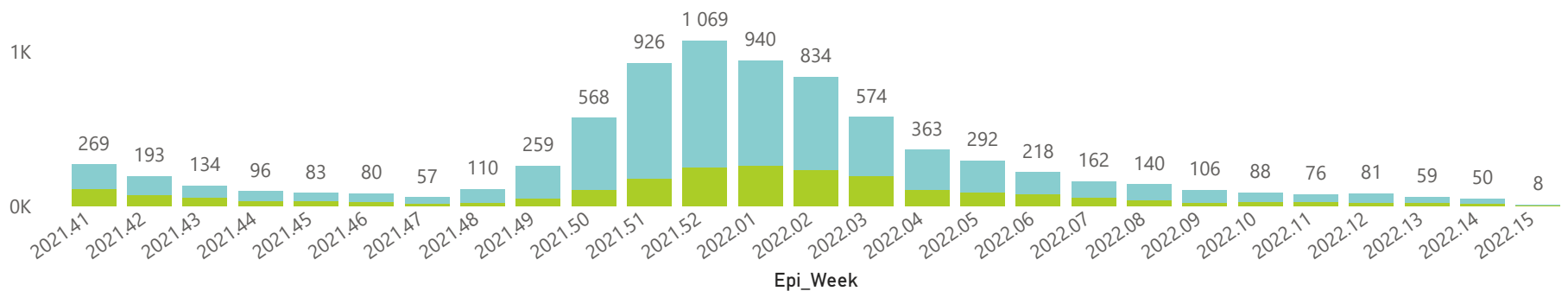


● General Ward ● High Care ● Intensive Care Unit

● Currently Oxygenated ● Currently Ventilated

Deaths by epidemiological week and sector

● Private ● Public



Summary of reported COVID-19 admissions by province, by sector

| Province | Facilities Reporting | Admissions to Date | Died to Date | Discharged to date | Currently Admitted | Currently in ICU | Currently Ventilated | Currently Oxygenated | Admissions in Previous Day |
|----------------------|----------------------|--------------------|---------------|--------------------|--------------------|------------------|----------------------|----------------------|----------------------------|
| Eastern Cape | 104 | 47291 | 13106 | 32117 | 123 | 5 | 6 | 7 | 2 |
| Private | 18 | 15276 | 3357 | 11794 | 62 | 2 | 2 | 1 | 1 |
| Public | 86 | 32015 | 9749 | 20323 | 61 | 3 | 4 | 6 | 1 |
| Free State | 55 | 30953 | 6003 | 22643 | 86 | 6 | 3 | 15 | 2 |
| Private | 20 | 13860 | 2239 | 11422 | 31 | 5 | 1 | 1 | 2 |
| Public | 35 | 17093 | 3764 | 11221 | 55 | 1 | 2 | 14 | 0 |
| Gauteng | 136 | 148189 | 29475 | 114317 | 1129 | 68 | 28 | 78 | 12 |
| Private | 96 | 83183 | 14426 | 67756 | 547 | 45 | 14 | 19 | 7 |
| Public | 40 | 65006 | 15049 | 46561 | 582 | 23 | 14 | 59 | 5 |
| KwaZulu-Natal | 116 | 84317 | 17173 | 63546 | 376 | 34 | 11 | 51 | 7 |
| Private | 47 | 43739 | 7300 | 35919 | 205 | 29 | 9 | 16 | 5 |
| Public | 69 | 40578 | 9873 | 27627 | 171 | 5 | 2 | 35 | 2 |
| Limpopo | 48 | 20739 | 5304 | 14801 | 22 | 2 | 1 | 3 | 0 |
| Private | 7 | 9108 | 1707 | 7252 | 9 | 1 | 0 | 0 | 0 |
| Public | 41 | 11631 | 3597 | 7549 | 13 | 1 | 1 | 3 | 0 |
| Mpumalanga | 40 | 22107 | 4818 | 16699 | 27 | 0 | 1 | 4 | 0 |
| Private | 9 | 11543 | 1678 | 9774 | 10 | 0 | 0 | 0 | 0 |
| Public | 31 | 10564 | 3140 | 6925 | 17 | 0 | 1 | 4 | 0 |
| North West | 30 | 32810 | 4784 | 25612 | 88 | 7 | 4 | 28 | 0 |
| Private | 13 | 12296 | 1673 | 10174 | 46 | 4 | 3 | 7 | 0 |
| Public | 17 | 20514 | 3111 | 15438 | 42 | 3 | 1 | 21 | 0 |
| Northern Cape | 35 | 11479 | 2423 | 8484 | 8 | 1 | 0 | 2 | 1 |
| Private | 6 | 5433 | 841 | 4345 | 3 | 1 | 0 | 0 | 0 |
| Public | 29 | 6046 | 1582 | 4139 | 5 | 0 | 0 | 2 | 1 |
| Western Cape | 102 | 116066 | 18578 | 97087 | 222 | 33 | 3 | 3 | 4 |
| Private | 43 | 39904 | 6223 | 33455 | 117 | 16 | 3 | 3 | 1 |
| Public | 59 | 76162 | 12355 | 63632 | 105 | 17 | | | 3 |
| Total | 666 | 513951 | 101664 | 395306 | 2081 | 156 | 57 | 191 | 28 |

11 April 2022

NICD National COVID-19 Hospital Surveillance

National



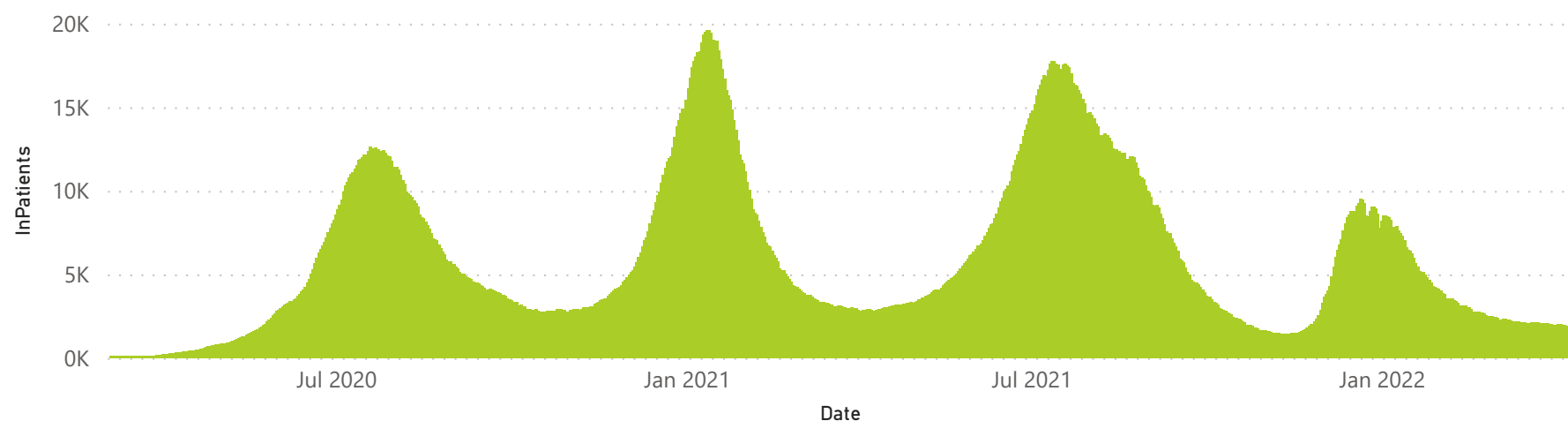
The number of reported admissions may change day-to-day as enrolled facilities back-capture historical data.
 The Western Cape government has been unable to provide daily data on patients who are on oxygen or ventilated.
 The data below refer to admitted patients who test positive for SARS-CoV-2 on PCR or antigen tests.



Summary of reported COVID-19 admissions by province, by sector

| Sector | Facilities Reporting | Admissions to Date | Died to Date | Discharged to date | Currently Admitted | Currently in ICU | Currently Ventilated | Currently Oxygenated | Admissions in Previous Day |
|--------------|----------------------|--------------------|---------------|--------------------|--------------------|------------------|----------------------|----------------------|----------------------------|
| Private | 259 | 234342 | 39444 | 191891 | 1030 | 103 | 32 | 47 | 16 |
| Public | 407 | 279609 | 62220 | 203415 | 1051 | 53 | 25 | 144 | 12 |
| Total | 666 | 513951 | 101664 | 395306 | 2081 | 156 | 57 | 191 | 28 |

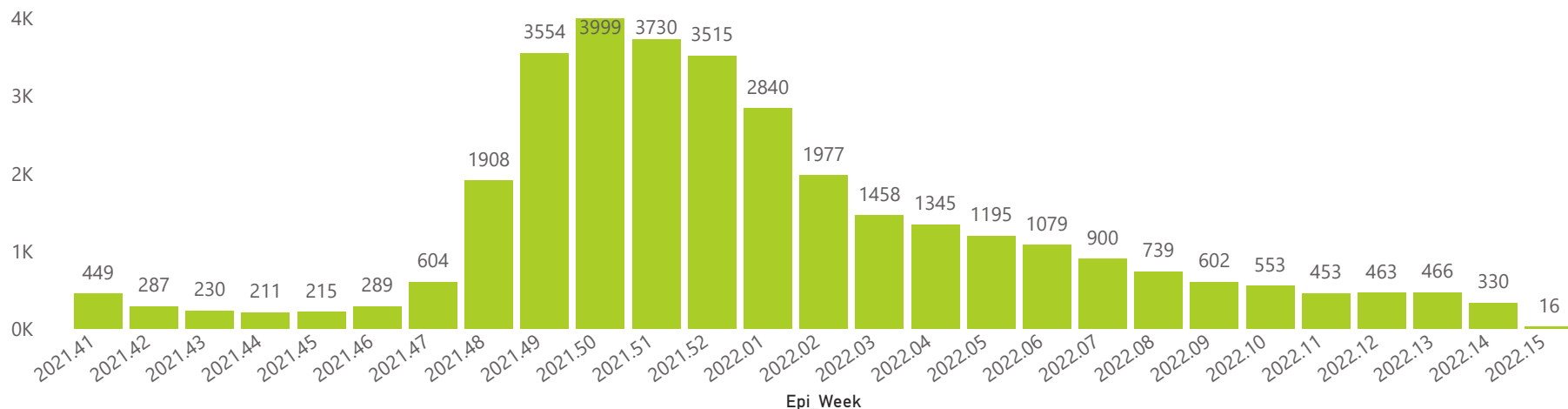
Daily current In-Patients over time



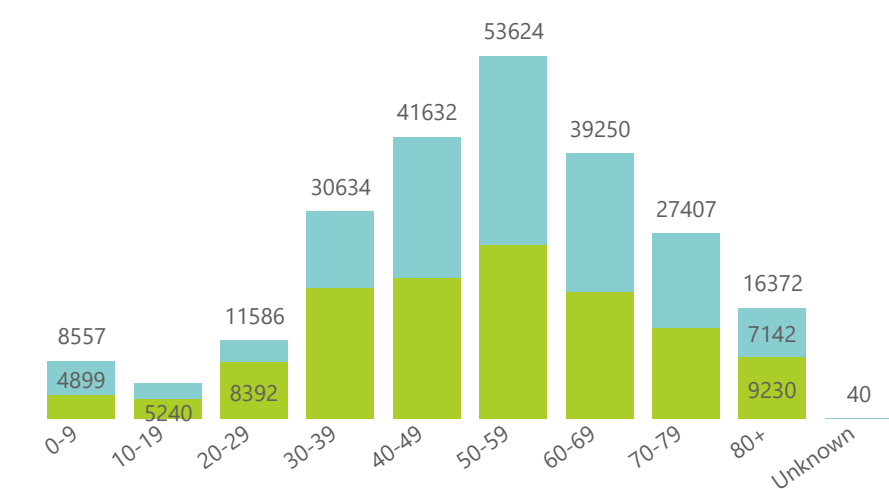
The number of reported admissions may change day-to-day as enrolled facilities back-capture historical data.

The data below refer to admitted patients who test positive for SARS-CoV-2 on PCR or antigen tests.

Hospital admissions of COVID-19 cases, by epidemiological week

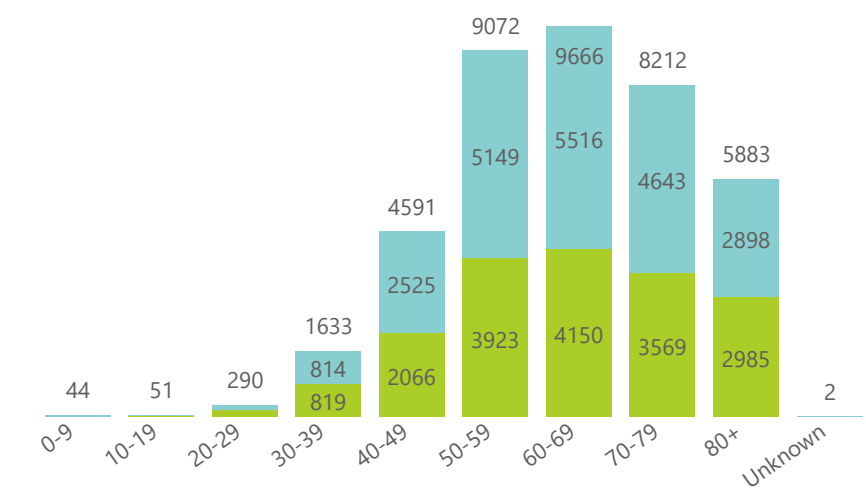


Admissions to date by age group and sex



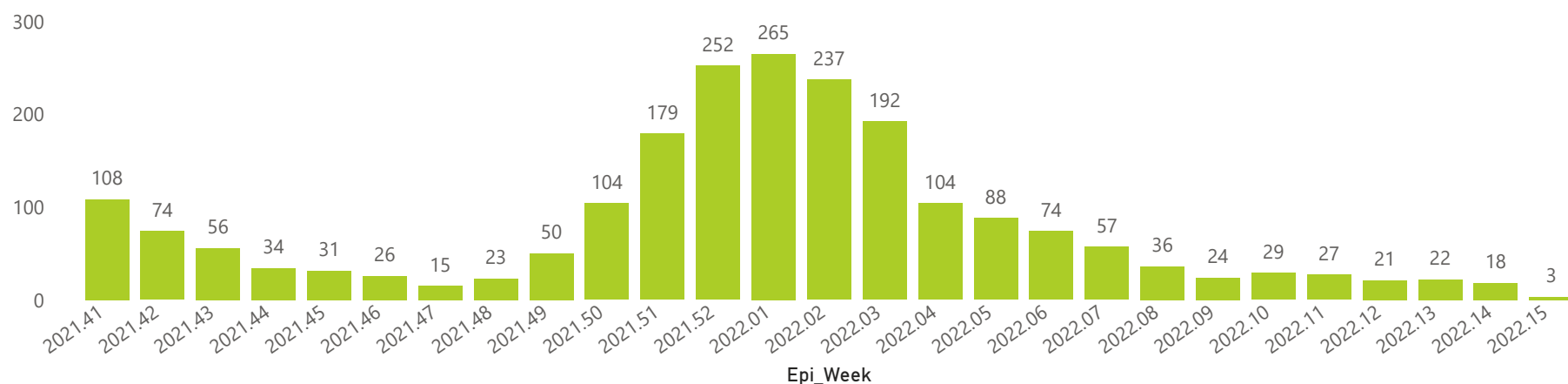
● Female ● Male ● Unknown

Deaths to date by age group and sex



● Female ● Male

Deaths by epidemiological week



Ward of currently admitted patients



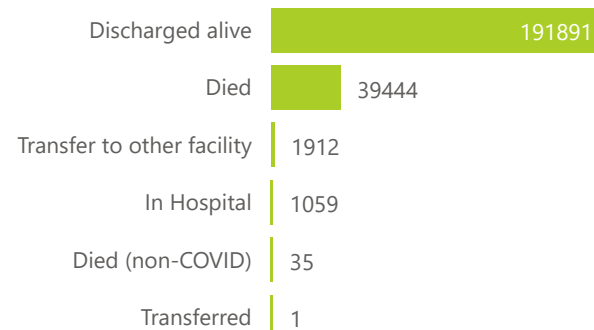
● General Ward ● High Care ● Intensive Care Unit

Interventions for currently admitted patients



● Currently Oxygenated ● Currently Ventilated

Admissions to date by discharge type



11 April 2022

NICD National COVID-19 Hospital Surveillance

Private



The number of reported admissions may change day-to-day as enrolled facilities back-capture historical data.
The data below refer to admitted patients who test positive for SARS-CoV-2 on PCR or antigen tests.



Summary of reported COVID-19 admissions by province

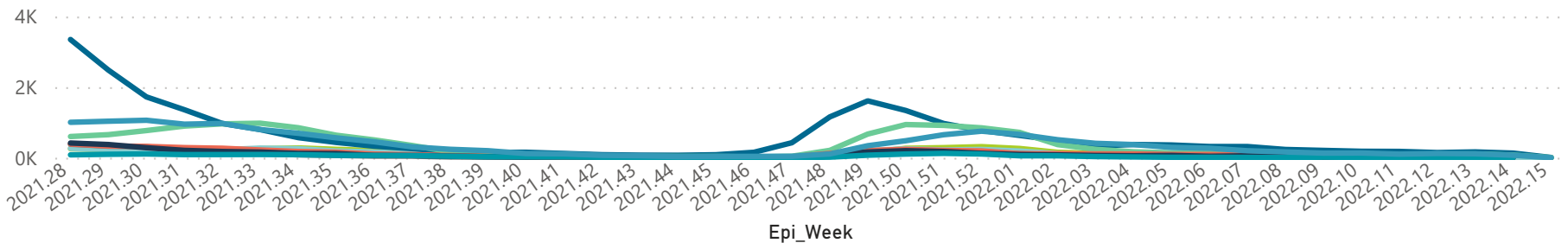
| Province | Facilities Reporting | Admissions to Date | Died to Date | Discharged to date | Currently Admitted | Currently in ICU | Currently Ventilated | Currently Oxygenated | Admissions in Previous Day |
|---------------|----------------------|--------------------|--------------|--------------------|--------------------|------------------|----------------------|----------------------|----------------------------|
| Gauteng | 96 | 83183 | 14426 | 67756 | 547 | 45 | 14 | 19 | 7 |
| KwaZulu-Natal | 47 | 43739 | 7300 | 35919 | 205 | 29 | 9 | 16 | 5 |
| Western Cape | 43 | 39904 | 6223 | 33455 | 117 | 16 | 3 | 3 | 1 |
| Eastern Cape | 18 | 15276 | 3357 | 11794 | 62 | 2 | 2 | 1 | 1 |
| North West | 13 | 12296 | 1673 | 10174 | 46 | 4 | 3 | 7 | 0 |
| Free State | 20 | 13860 | 2239 | 11422 | 31 | 5 | 1 | 1 | 2 |
| Mpumalanga | 9 | 11543 | 1678 | 9774 | 10 | 0 | 0 | 0 | 0 |
| Limpopo | 7 | 9108 | 1707 | 7252 | 9 | 1 | 0 | 0 | 0 |
| Northern Cape | 6 | 5433 | 841 | 4345 | 3 | 1 | 0 | 0 | 0 |
| Total | 259 | 234342 | 39444 | 191891 | 1030 | 103 | 32 | 47 | 16 |

Summary of reported COVID-19 admissions by hospital group

| Hospital_Group | Facilities Reporting | Admissions to Date | Died to Date | Discharged to date | Currently Admitted | Currently in ICU | Currently Ventilated | Currently Oxygenated | Admissions in Previous Day |
|-----------------|----------------------|--------------------|--------------|--------------------|--------------------|------------------|----------------------|----------------------|----------------------------|
| NHN | 69 | 24559 | 3638 | 19798 | 93 | 7 | 7 | 25 | 2 |
| Netcare | 62 | 64200 | 13016 | 50416 | 497 | 44 | 9 | 0 | 4 |
| Life Healthcare | 51 | 53686 | 8569 | 44984 | 87 | 16 | 4 | 3 | 10 |
| Mediclinic | 51 | 65834 | 10501 | 55104 | 100 | 12 | 3 | 3 | 0 |
| Lenmed | 10 | 11474 | 1538 | 9533 | 46 | 11 | 1 | 2 | 0 |
| Clinix | 6 | 2138 | 327 | 1623 | 146 | 10 | 6 | 7 | 0 |
| Melomed | 5 | 9446 | 1418 | 7980 | 29 | 1 | 1 | 1 | 0 |
| JMH | 4 | 2830 | 436 | 2295 | 28 | 2 | 1 | 6 | 0 |
| Independent | 1 | 175 | 1 | 158 | 4 | 0 | 0 | 0 | 0 |
| Total | 259 | 234342 | 39444 | 191891 | 1030 | 103 | 32 | 47 | 16 |

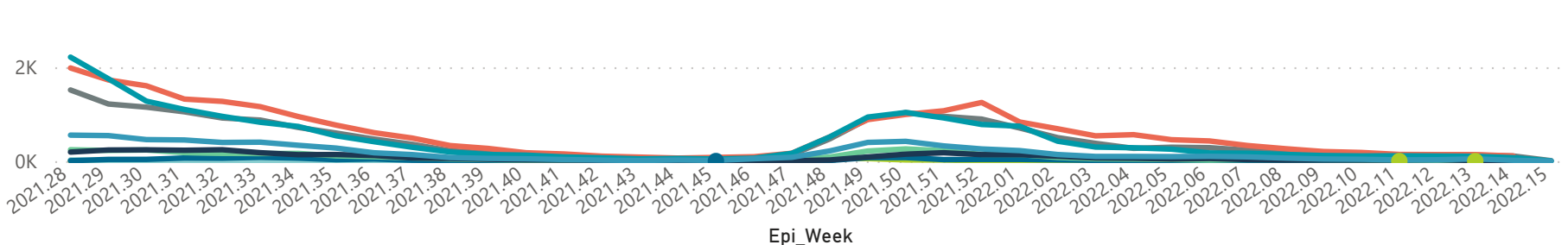
Hospital admissions by province

Province ● Eastern Cape ● Free State ● Gauteng ● KwaZulu-Natal ● Limpopo ● Mpumalanga ● North West ● Northern Cape ● Western Cape



Hospital admissions by hospital group

Group ● Clinix ● Independent ● JMH ● Lenmed ● Life Healthcare ● Mediclinic ● Melomed ● Netcare ● NHN



Admissions by hospital group

Deaths by hospital group

