

16 May 2022

NICD National COVID-19 Hospital Surveillance

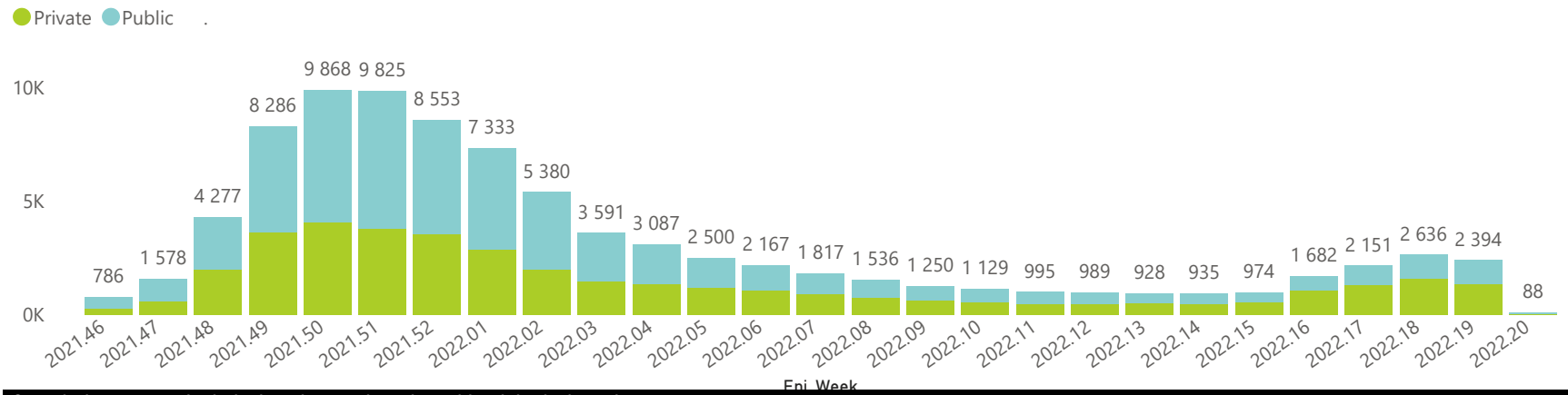
National



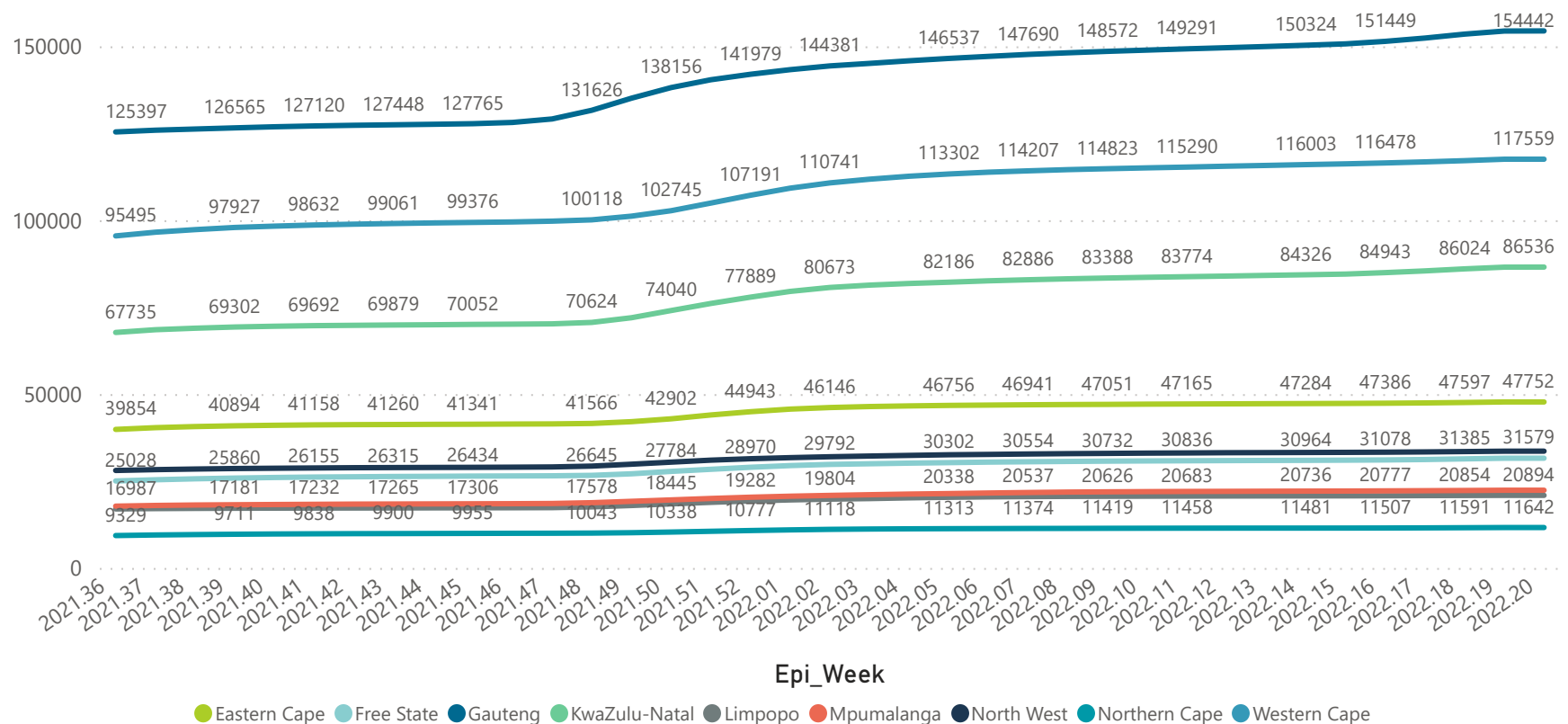
The number of reported admissions may change day-to-day as enrolled facilities back-capture historical data.
The Western Cape government has been unable to provide daily data on patients who are on oxygen or ventilated.
The data below refer to admitted patients who test positive for SARS-CoV-2 on PCR or antigen tests.



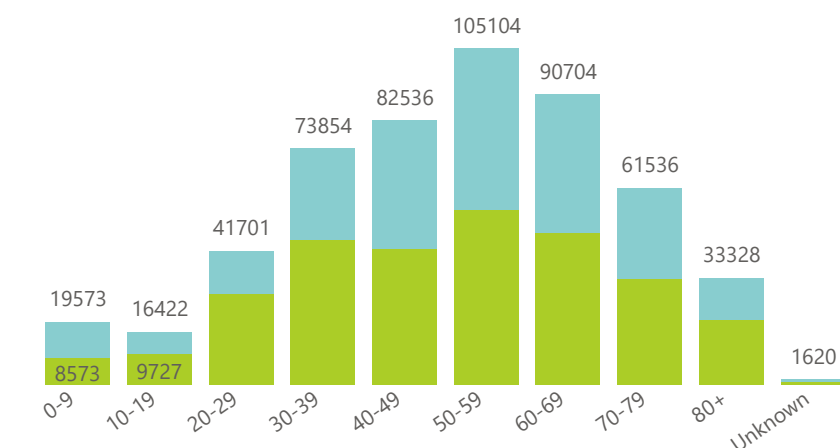
Hospital admissions of COVID-19 cases, by health sector, by epidemiological week



Cumulative reported admissions by province, by epidemiological week

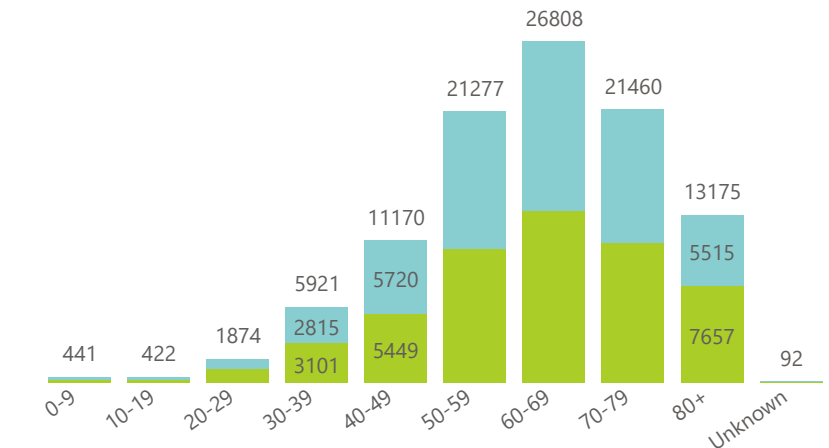


Admissions to date by age group and sex



Female Male Unknown

Deaths to date by age group and sex



Female Male Unknown

16 May 2022

NICD National COVID-19 Hospital Surveillance

National



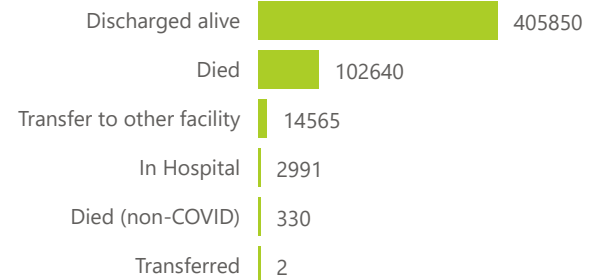

The number of reported admissions may change day-to-day as enrolled facilities back-capture historical data.
The Western Cape government has been unable to provide daily data on patients who are on oxygen or ventilated.
The data below refer to admitted patients who test positive for SARS-CoV-2 on PCR or antigen tests.



Ward of currently admitted patients

Interventions for currently admitted patients

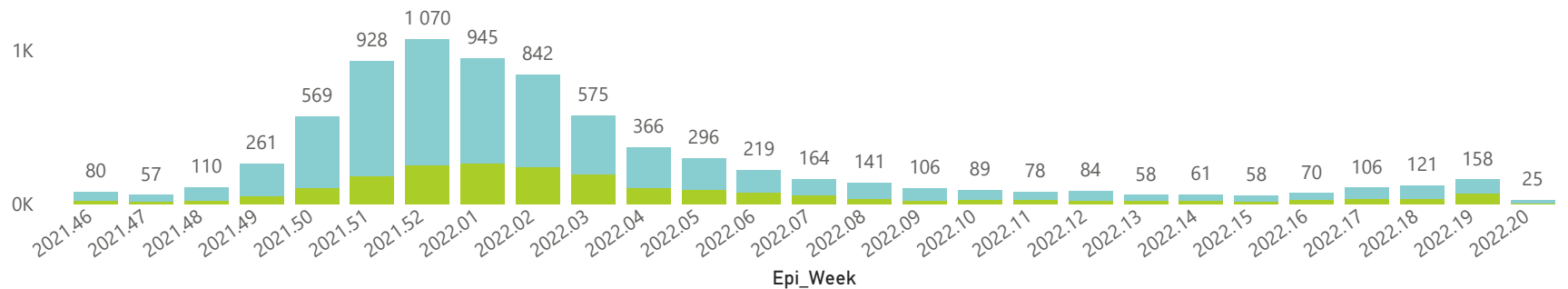
Admissions to date by discharge type



● General Ward ● High Care ● Intensive Care Unit ● Currently Oxygenated ● Currently Ventilated

Deaths by epidemiological week and sector

● Private ● Public



Summary of reported COVID-19 admissions by province, by sector

Province	Facilities Reporting	Admissions to Date	Died to Date	Discharged to date	Currently Admitted	Currently in ICU	Currently Ventilated	Currently Oxygenated	Admissions in Previous Day
Eastern Cape	104	47752	13157	32459	192	9	4	22	3
Private	18	15448	3365	11971	50	5	0	1	2
Public	86	32304	9792	20488	142	4	4	21	1
Free State	55	31579	6046	23135	184	5	2	25	6
Private	20	14273	2248	11742	115	4	1	6	2
Public	35	17306	3798	11393	69	1	1	19	4
Gauteng	139	154443	30037	119815	1263	142	47	128	26
Private	99	87796	14873	71848	616	120	28	35	17
Public	40	66647	15164	47967	647	22	19	93	9
KwaZulu-Natal	116	86536	17281	65348	654	80	11	82	19
Private	47	45230	7337	37218	362	72	10	22	11
Public	69	41306	9944	28130	292	8	1	60	8
Limpopo	48	20894	5315	14928	38	2	4	10	2
Private	7	9170	1706	7315	9	1	0	0	0
Public	41	11724	3609	7613	29	1	4	10	2
Mpumalanga	40	22369	4833	16913	58	1	1	14	2
Private	9	11701	1680	9913	28	1	0	0	1
Public	31	10668	3153	7000	30	0	1	14	1
North West	30	33604	4896	26246	138	8	1	57	10
Private	13	12827	1759	10619	46	7	0	4	1
Public	17	20777	3137	15627	92	1	1	53	9
Northern Cape	35	11642	2433	8605	35	4	4	7	3
Private	6	5564	845	4455	17	4	3	0	0
Public	29	6078	1588	4150	18	0	1	7	3
Western Cape	102	117559	18642	98401	342	38	4	3	5
Private	43	40619	6241	34117	154	22	4	3	4
Public	59	76940	12401	64284	188	16			1
Total	669	526378	102640	405850	2904	289	78	348	76



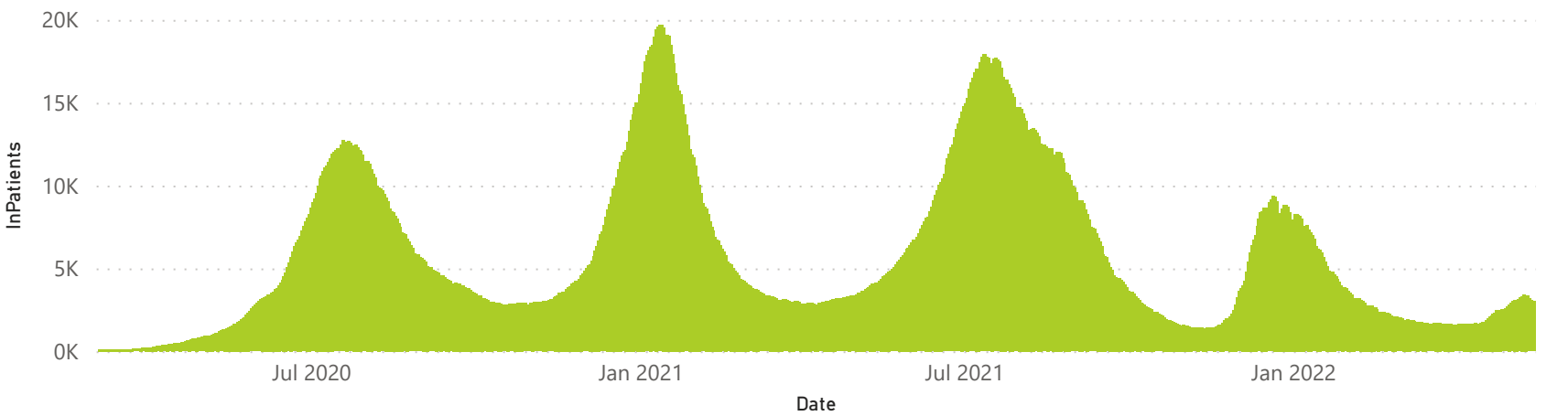
The number of reported admissions may change day-to-day as enrolled facilities back-capture historical data.
The Western Cape government has been unable to provide daily data on patients who are on oxygen or ventilated.
The data below refer to admitted patients who test positive for SARS-CoV-2 on PCR or antigen tests.



Summary of reported COVID-19 admissions by province, by sector

Sector	Facilities Reporting	Admissions to Date	Died to Date	Discharged to date	Currently Admitted	Currently in ICU	Currently Ventilated	Currently Oxygenated	Admissions in Previous Day
Private	262	242628	40054	199198	1397	236	46	71	38
Public	407	283750	62586	206652	1507	53	32	277	38
Total	669	526378	102640	405850	2904	289	78	348	76

Daily current In-Patients over time



16 May 2022

NICD National COVID-19 Hospital Surveillance

Private

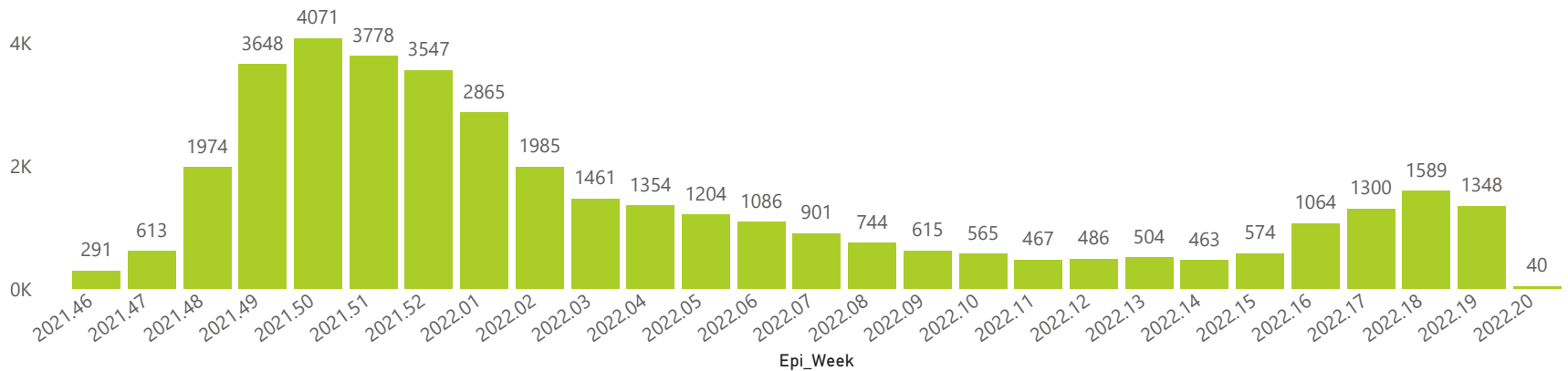


The number of reported admissions may change day-to-day as enrolled facilities back-capture historical data.

The data below refer to admitted patients who test positive for SARS-CoV-2 on PCR or antigen tests.

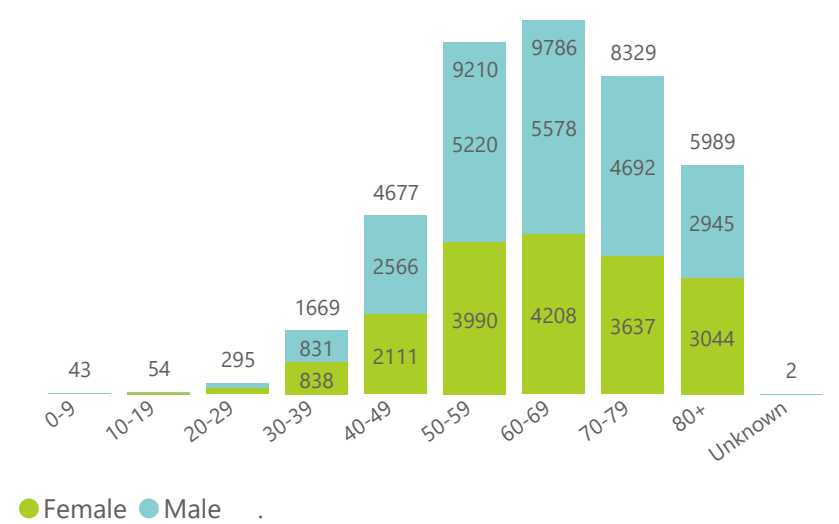
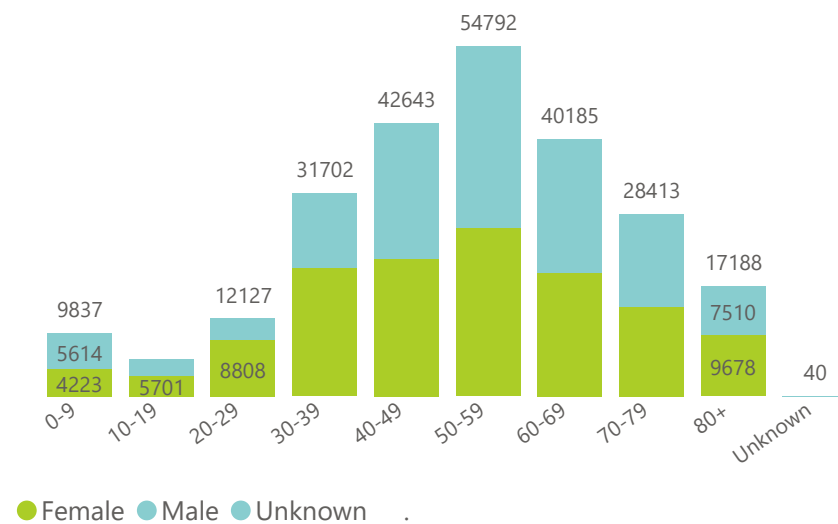


Hospital admissions of COVID-19 cases, by epidemiological week

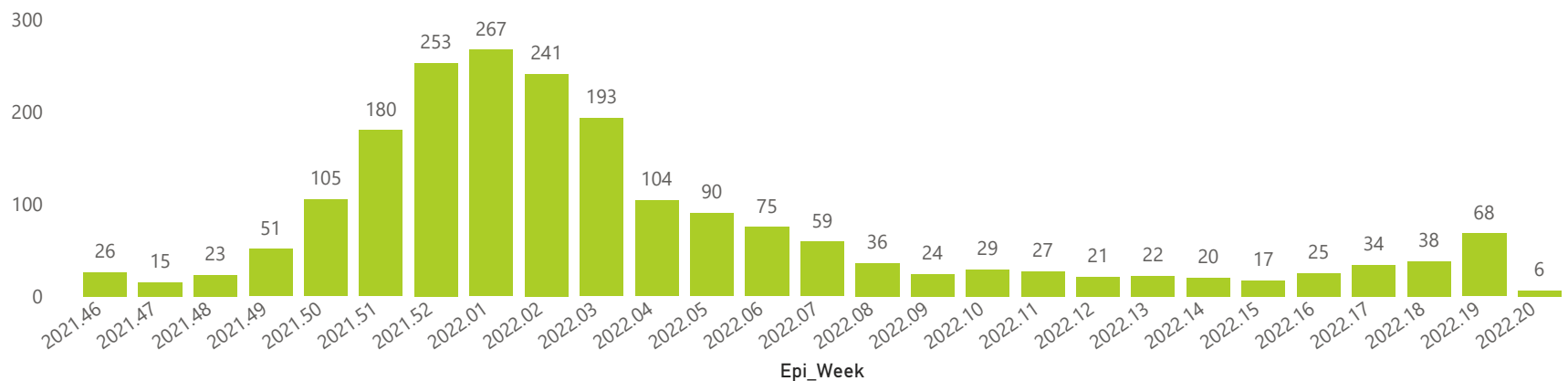


Admissions to date by age group and sex

Deaths to date by age group and sex



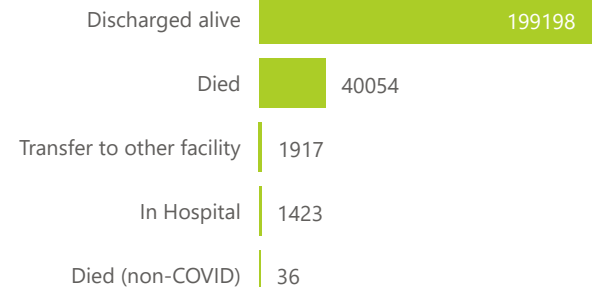
Deaths by epidemiological week



Ward of currently admitted patients

Interventions for currently admitted patients

Admissions to date by discharge type



General Ward High Care Intensive Care Unit

Currently Oxygenated Currently Ventilated

16 May 2022

NICD National COVID-19 Hospital Surveillance

Private



The number of reported admissions may change day-to-day as enrolled facilities back-capture historical data.
The data below refer to admitted patients who test positive for SARS-CoV-2 on PCR or antigen tests.



Summary of reported COVID-19 admissions by province

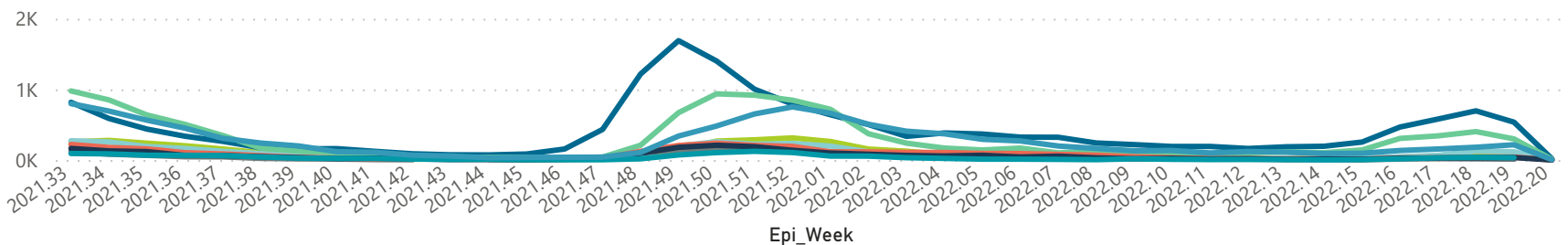
Province	Facilities Reporting	Admissions to Date	Died to Date	Discharged to date	Currently Admitted	Currently in ICU	Currently Ventilated	Currently Oxygenated	Admissions in Previous Day
Gauteng	99	87796	14873	71848	616	120	28	35	17
KwaZulu-Natal	47	45230	7337	37218	362	72	10	22	11
Western Cape	43	40619	6241	34117	154	22	4	3	4
Free State	20	14273	2248	11742	115	4	1	6	2
Eastern Cape	18	15448	3365	11971	50	5	0	1	2
North West	13	12827	1759	10619	46	7	0	4	1
Mpumalanga	9	11701	1680	9913	28	1	0	0	1
Northern Cape	6	5564	845	4455	17	4	3	0	0
Limpopo	7	9170	1706	7315	9	1	0	0	0
Total	262	242628	40054	199198	1397	236	46	71	38

Summary of reported COVID-19 admissions by hospital group

Hospital_Group	Facilities Reporting	Admissions to Date	Died to Date	Discharged to date	Currently Admitted	Currently in ICU	Currently Ventilated	Currently Oxygenated	Admissions in Previous Day
NHN	69	25061	3655	20201	177	13	7	46	4
Netcare	63	65598	13081	51890	357	110	12	0	22
Life Healthcare	51	55379	8617	46430	286	46	7	4	8
Mediclinic	51	67346	10543	56346	326	38	15	11	0
Lenmed	10	11837	1544	9840	91	18	4	3	1
Clinix	8	4791	761	3910	79	2	0	1	0
Melomed	5	9538	1415	8078	27	7	0	0	3
JMH	4	2903	437	2345	50	2	1	6	0
Independent	1	175	1	158	4	0	0	0	0
Total	262	242628	40054	199198	1397	236	46	71	38

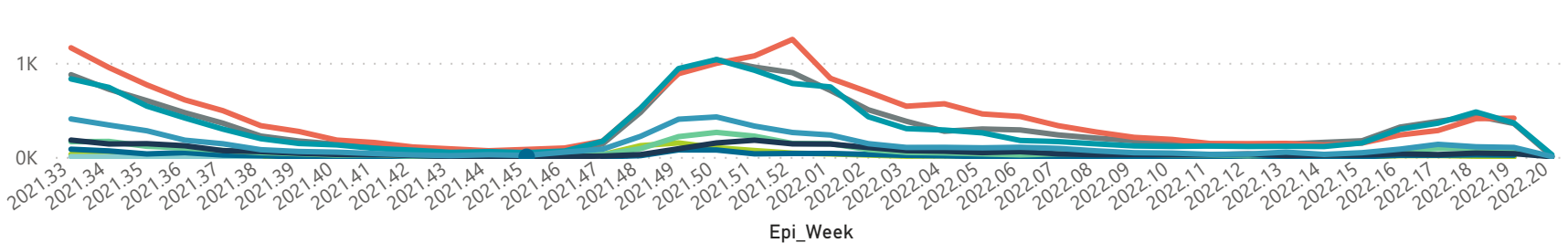
Hospital admissions by province

Province ● Eastern Cape ● Free State ● Gauteng ● KwaZulu-Natal ● Limpopo ● Mpumalanga ● North West ● Northern Cape ● Western Cape



Hospital admissions by hospital group

Group ● Clinix ● Independent ● JMH ● Lenmed ● Life Healthcare ● Mediclinic ● Melomed ● Netcare ● NHN



Admissions by hospital group

Deaths by hospital group

