

Monday, 02 May 2022

NICD National COVID-19 Hospital Surveillance

National

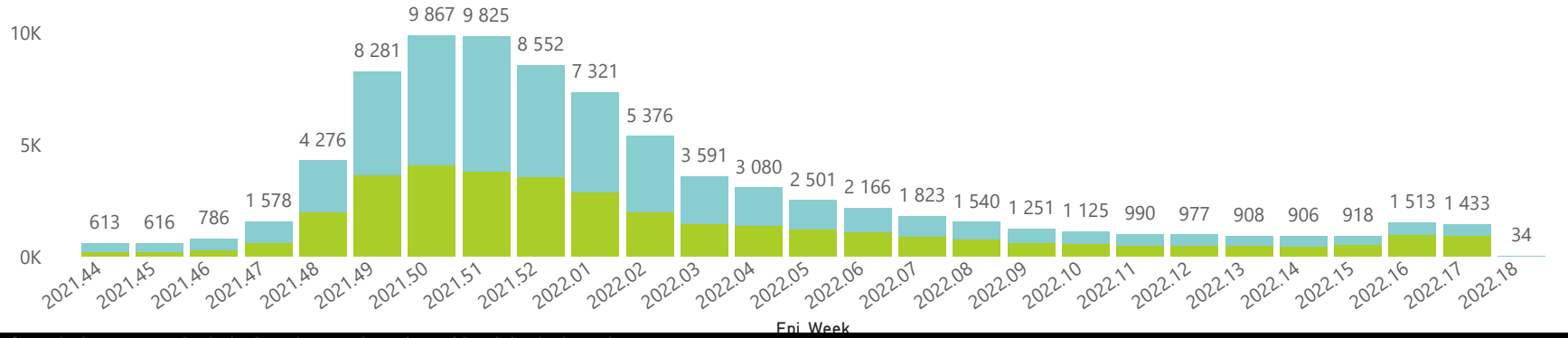


The number of reported admissions may change day-to-day as enrolled facilities back-capture historical data.
The Western Cape government has been unable to provide daily data on patients who are on oxygen or ventilated.
The data below refer to admitted patients who test positive for SARS-CoV-2 on PCR or antigen tests.

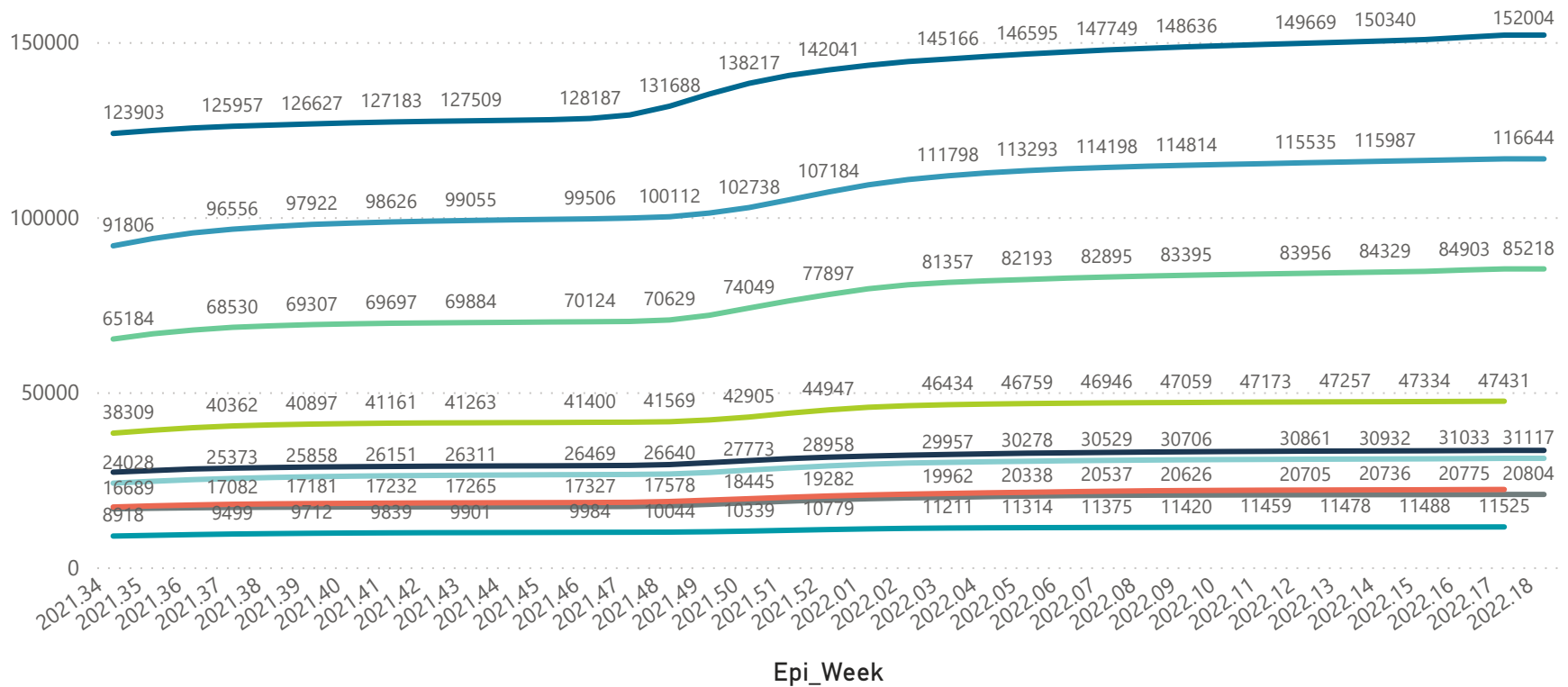


Hospital admissions of COVID-19 cases, by health sector, by epidemiological week

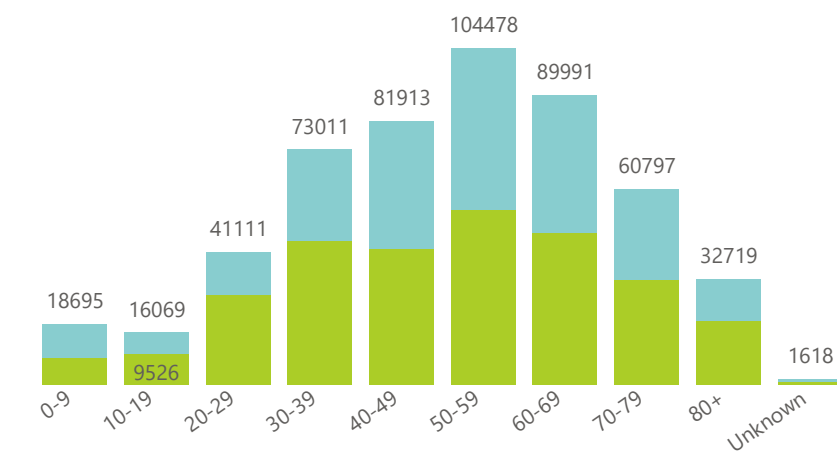
Private Public



Cumulative reported admissions by province, by epidemiological week

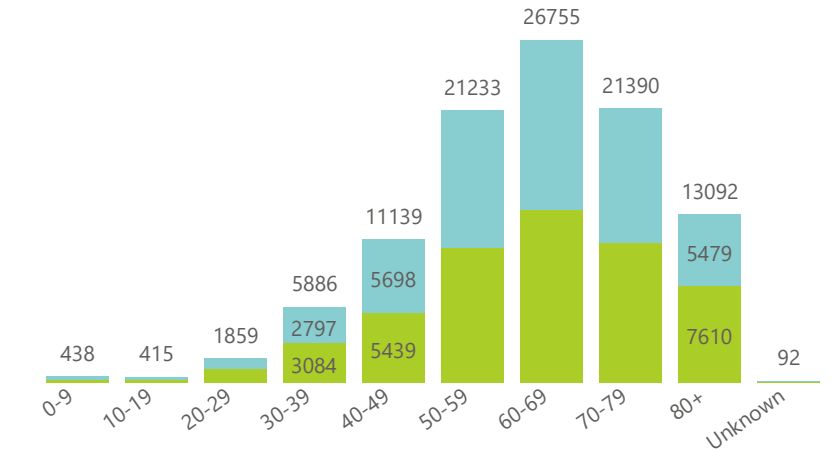


Admissions to date by age group and sex



Female Male Unknown

Deaths to date by age group and sex



Female Male Unknown

The number of reported admissions may change day-to-day as enrolled facilities back-capture historical data.
The Western Cape government has been unable to provide daily data on patients who are on oxygen or ventilated.
The data below refer to admitted patients who test positive for SARS-CoV-2 on PCR or antigen tests.

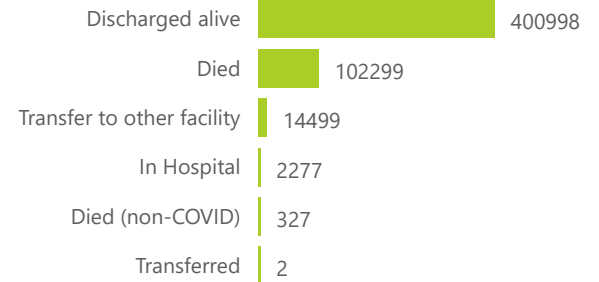
Ward of currently admitted patients



Interventions for currently admitted patients



Admissions to date by discharge type

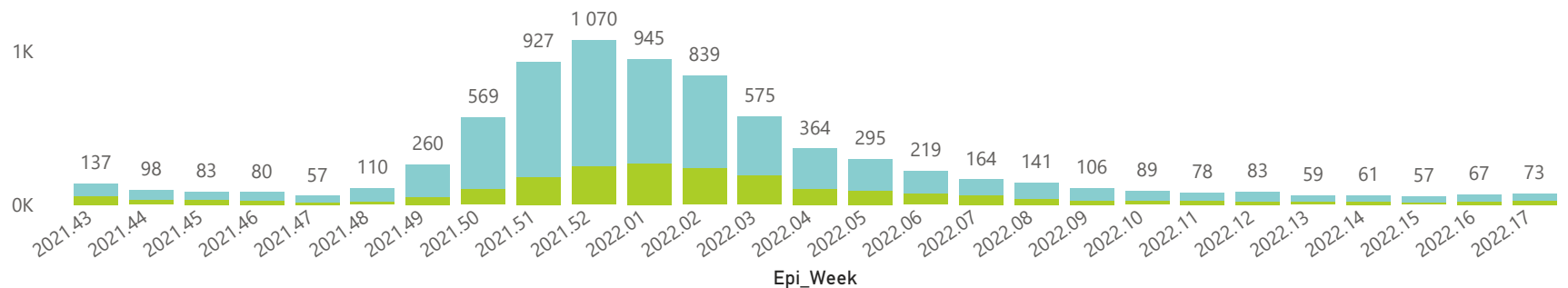


● General Ward ● High Care ● Intensive Care Unit

● Currently Oxygenated ● Currently Ventilated

Deaths by epidemiological week and sector

● Private ● Public



Summary of reported COVID-19 admissions by province, by sector

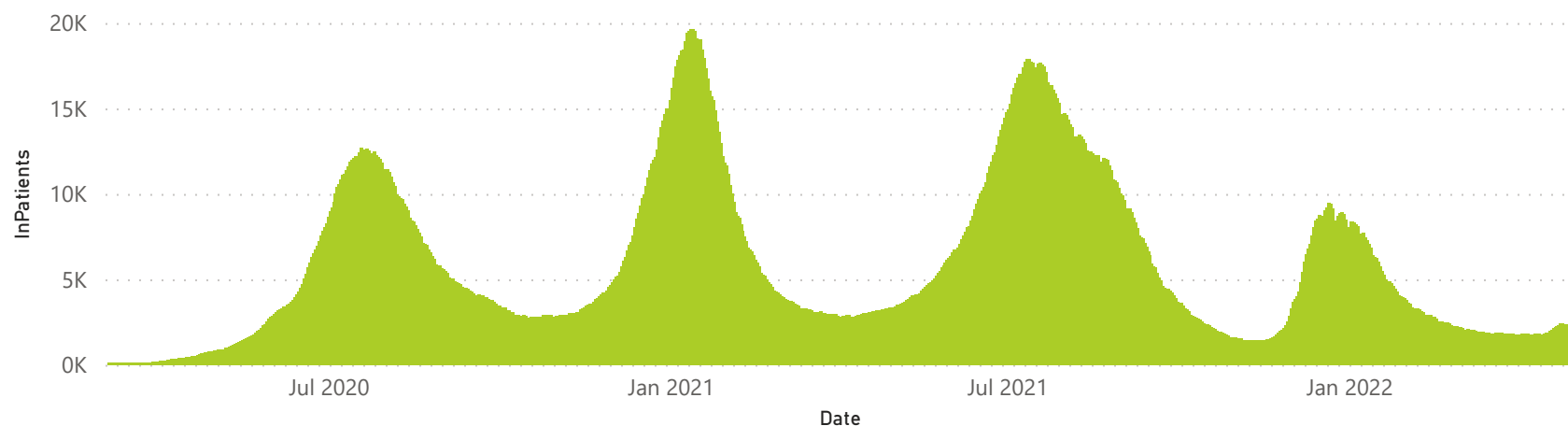
Province	Facilities Reporting	Admissions to Date	Died to Date	Discharged to date	Currently Admitted	Currently in ICU	Currently Ventilated	Currently Oxygenated	Admissions in Previous Day
Eastern Cape	104	47432	13128	32248	116	9	7	19	0
Private	18	15328	3358	11865	42	5	3	3	0
Public	86	32104	9770	20383	74	4	4	16	0
Free State	55	31117	6020	22792	92	7	2	21	1
Private	20	13971	2243	11511	49	6	1	4	1
Public	35	17146	3777	11281	43	1	1	17	0
Gauteng	138	152010	29890	117723	1099	103	29	121	17
Private	98	86389	14809	70628	494	74	12	44	15
Public	40	65621	15081	47095	605	29	17	77	2
KwaZulu-Natal	116	85227	17210	64285	499	58	10	57	6
Private	47	44394	7314	36475	289	44	8	17	6
Public	69	40833	9896	27810	210	14	2	40	0
Limpopo	48	20804	5308	14852	30	3	2	7	1
Private	7	9135	1706	7278	10	1	0	0	1
Public	41	11669	3602	7574	20	2	2	7	0
Mpumalanga	40	22224	4824	16799	36	1	2	4	0
Private	9	11612	1679	9835	17	1	0	0	0
Public	31	10612	3145	6964	19	0	2	4	0
North West	30	33387	4883	26101	81	1	0	37	4
Private	13	12777	1760	10587	27	1	0	2	0
Public	17	20610	3123	15514	54	0	0	35	4
Northern Cape	35	11525	2428	8516	14	1	1	2	0
Private	6	5477	843	4376	12	1	1	1	0
Public	29	6048	1585	4140	2	0	0	1	0
Western Cape	102	116676	18608	97682	204	32	4	4	3
Private	43	40187	6232	33752	96	16	4	4	1
Public	59	76489	12376	63930	108	16			2
Total	668	520402	102299	400998	2171	215	57	272	32

The number of reported admissions may change day-to-day as enrolled facilities back-capture historical data.
The Western Cape government has been unable to provide daily data on patients who are on oxygen or ventilated.
The data below refer to admitted patients who test positive for SARS-CoV-2 on PCR or antigen tests.

Summary of reported COVID-19 admissions by province, by sector

Sector	Facilities Reporting	Admissions to Date	Died to Date	Discharged to date	Currently Admitted	Currently in ICU	Currently Ventilated	Currently Oxygenated	Admissions in Previous Day
Private	261	239270	39944	196307	1036	149	29	75	24
Public	407	281132	62355	204691	1135	66	28	197	8
Total	668	520402	102299	400998	2171	215	57	272	32

Daily current In-Patients over time



Monday, 02 May 2022

NICD National COVID-19 Hospital Surveillance

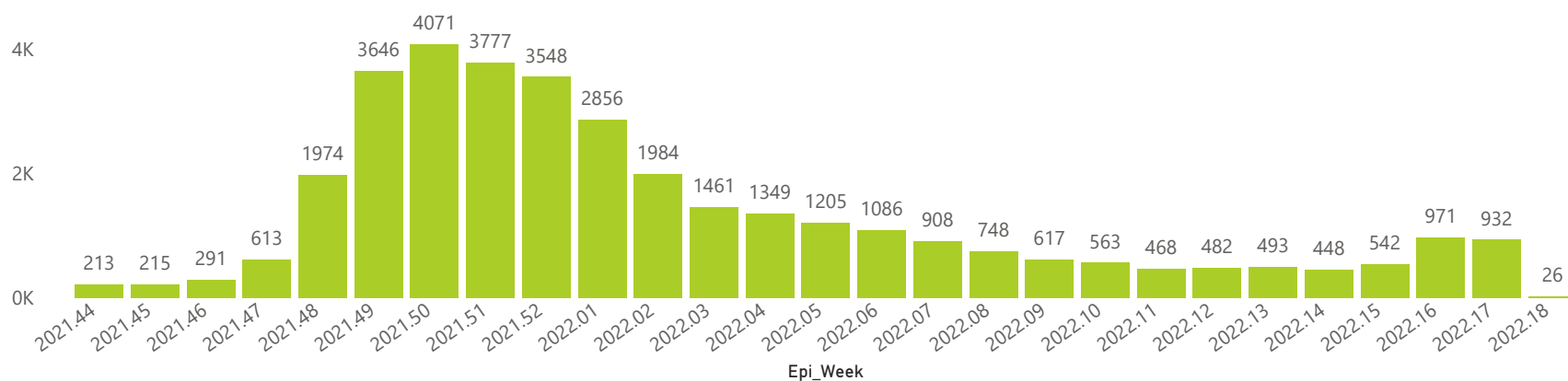
Private



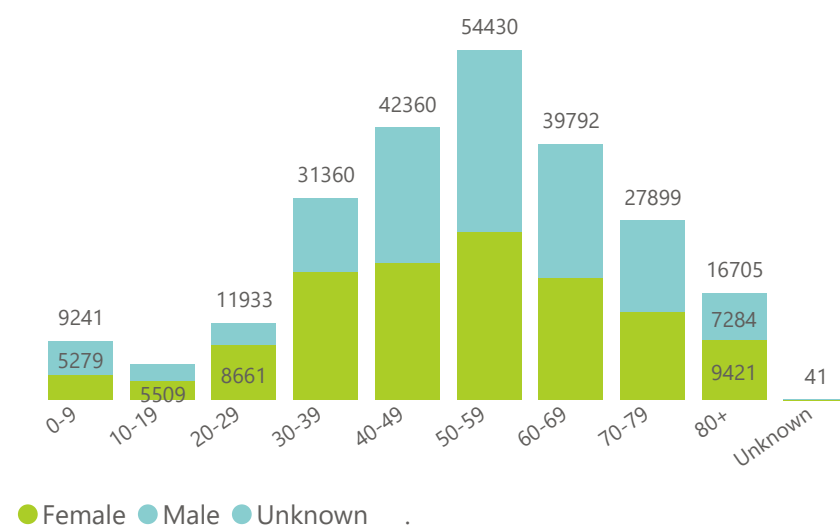
The number of reported admissions may change day-to-day as enrolled facilities back-capture historical data.
The data below refer to admitted patients who test positive for SARS-CoV-2 on PCR or antigen tests.

NATIONAL INSTITUTE FOR
COMMUNICABLE DISEASES
Division of the National Health Laboratory Service

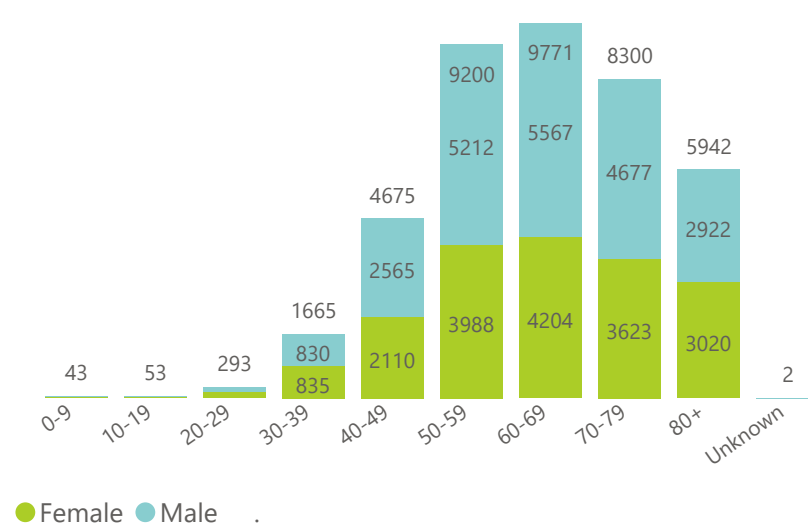
Hospital admissions of COVID-19 cases, by epidemiological week



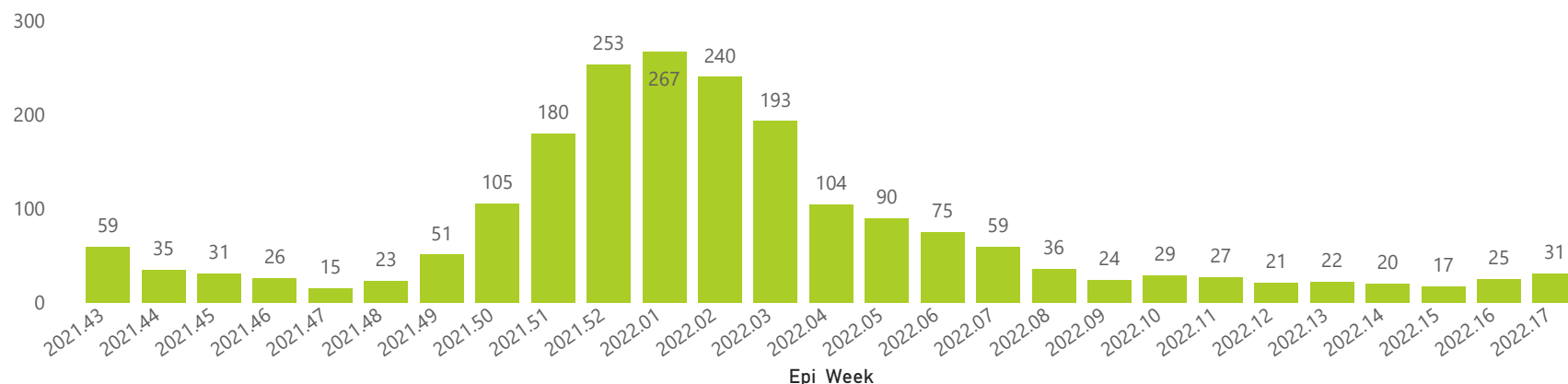
Admissions to date by age group and sex



Deaths to date by age group and sex



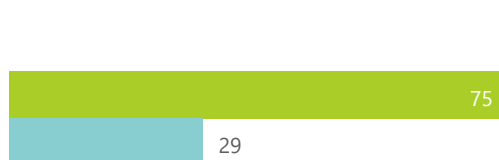
Deaths by epidemiological week



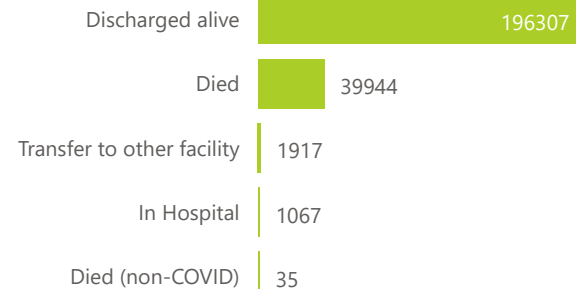
Ward of currently admitted patients



Interventions for currently admitted patients



Admissions to date by discharge type



General Ward High Care Intensive Care Unit

Currently Oxygenated Currently Ventilated

The number of reported admissions may change day-to-day as enrolled facilities back-capture historical data.

The data below refer to admitted patients who test positive for SARS-CoV-2 on PCR or antigen tests.

Summary of reported COVID-19 admissions by province

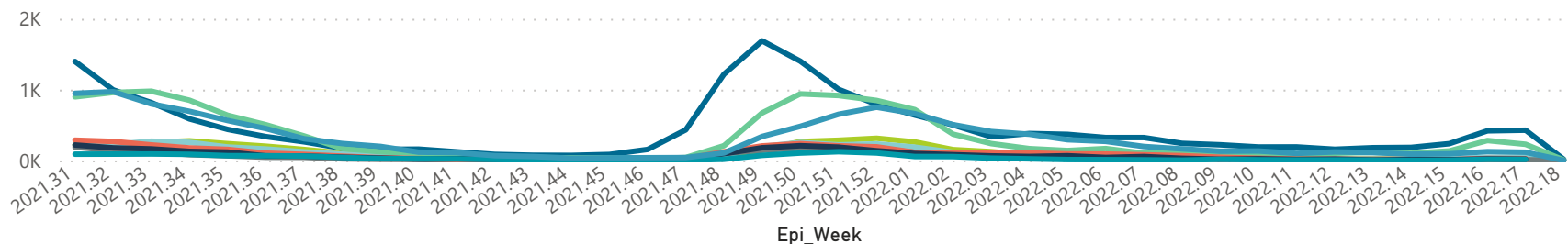
Province	Facilities Reporting	Admissions to Date	Died to Date	Discharged to date	Currently Admitted	Currently in ICU	Currently Ventilated	Currently Oxygenated	Admissions in Previous Day
Gauteng	98	86389	14809	70628	494	74	12	44	15
KwaZulu-Natal	47	44394	7314	36475	289	44	8	17	6
Western Cape	43	40187	6232	33752	96	16	4	4	1
Free State	20	13971	2243	11511	49	6	1	4	1
Eastern Cape	18	15328	3358	11865	42	5	3	3	0
North West	13	12777	1760	10587	27	1	0	2	0
Mpumalanga	9	11612	1679	9835	17	1	0	0	0
Northern Cape	6	5477	843	4376	12	1	1	1	0
Limpopo	7	9135	1706	7278	10	1	0	0	1
Total	261	239270	39944	196307	1036	149	29	75	24

Summary of reported COVID-19 admissions by hospital group

Hospital_Group	Facilities Reporting	Admissions to Date	Died to Date	Discharged to date	Currently Admitted	Currently in ICU	Currently Ventilated	Currently Oxygenated	Admissions in Previous Day
NHN	69	24779	3644	19954	150	7	6	39	2
Netcare	63	64608	13043	50993	300	78	7	0	15
Life Healthcare	51	54456	8585	45653	172	22	4	14	0
Mediclinic	51	66454	10518	55599	206	20	8	7	0
Lenmed	10	11643	1540	9667	77	16	3	8	6
Clinix	6	4848	762	3964	79	2	0	1	0
Melomed	5	9450	1415	8012	5	2	0	0	1
JMH	4	2856	436	2306	43	2	1	6	0
Total	261	239270	39944	196307	1036	149	29	75	24

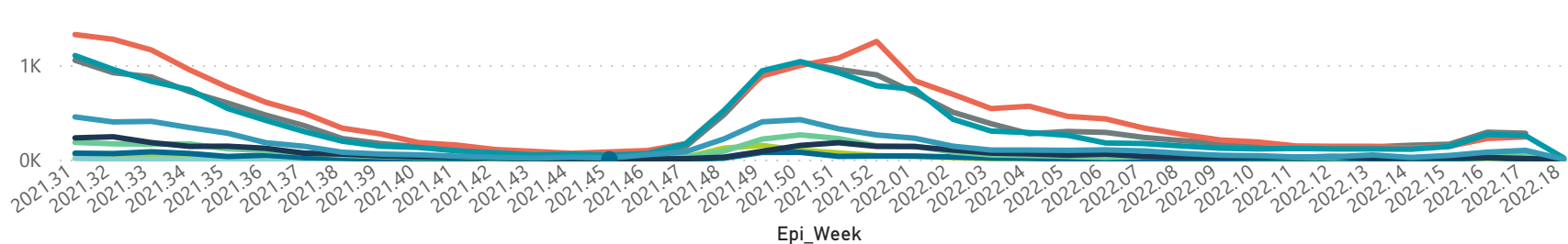
Hospital admissions by province

Province ● Eastern Cape ● Free State ● Gauteng ● KwaZulu-Natal ● Limpopo ● Mpumalanga ● North West ● Northern Cape ● Western Cape



Hospital admissions by hospital group

Group ● Clinix ● Independent ● JMH ● Lenmed ● Life Healthcare ● Mediclinic ● Melomed ● Netcare ● NHN



Admissions by hospital group

Deaths by hospital group

