

13 May 2022

NICD National COVID-19 Hospital Surveillance

National

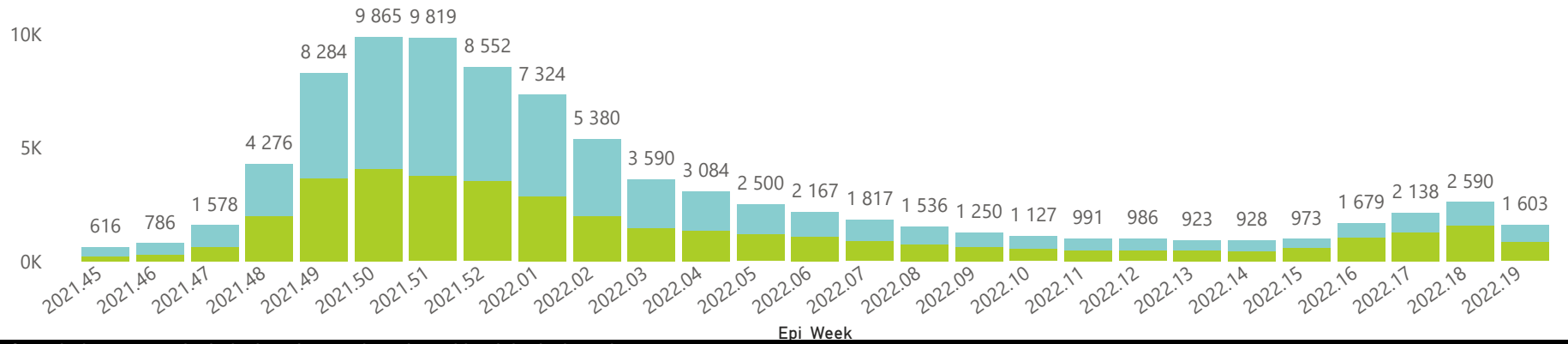


The number of reported admissions may change day-to-day as enrolled facilities back-capture historical data.
The Western Cape government has been unable to provide daily data on patients who are on oxygen or ventilated.
The data below refer to admitted patients who test positive for SARS-CoV-2 on PCR or antigen tests.

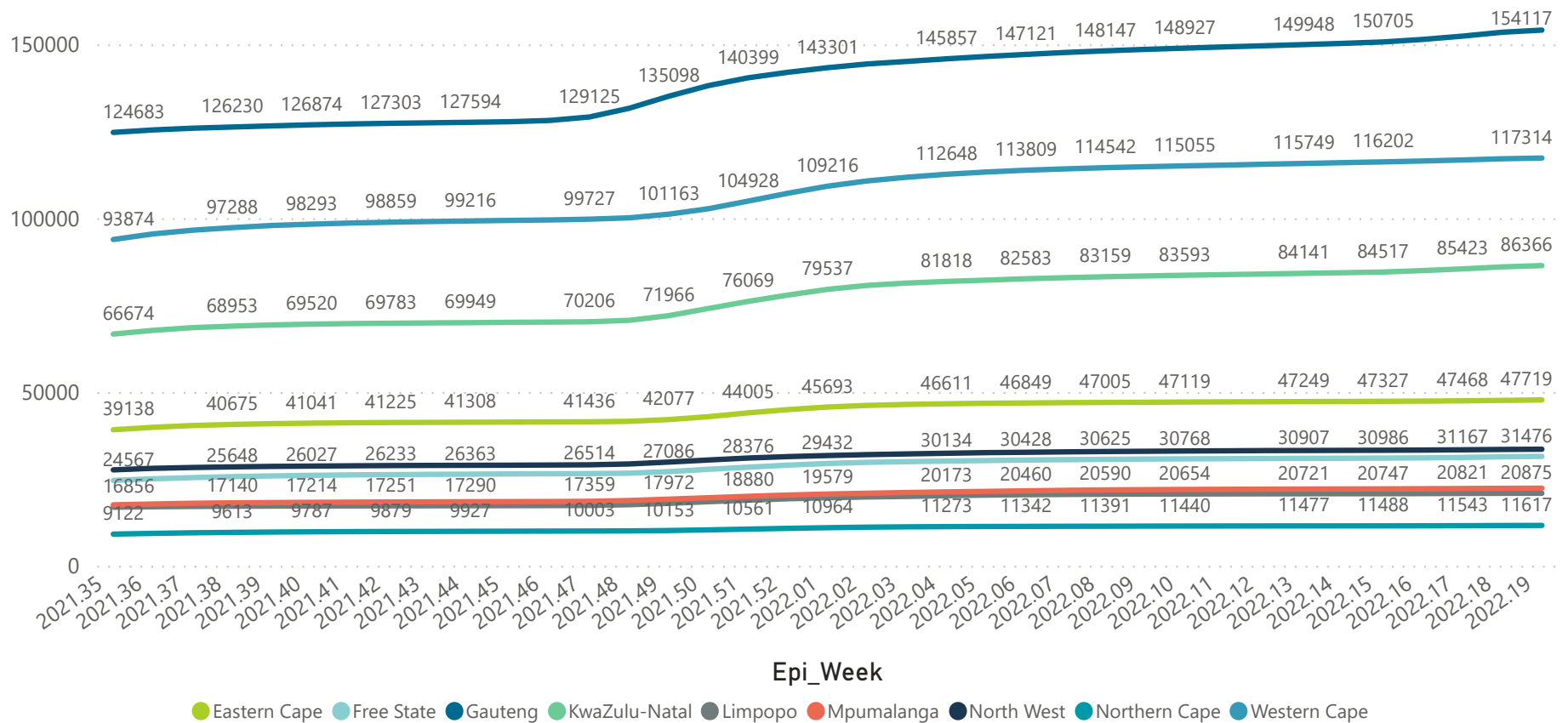


Hospital admissions of COVID-19 cases, by health sector, by epidemiological week

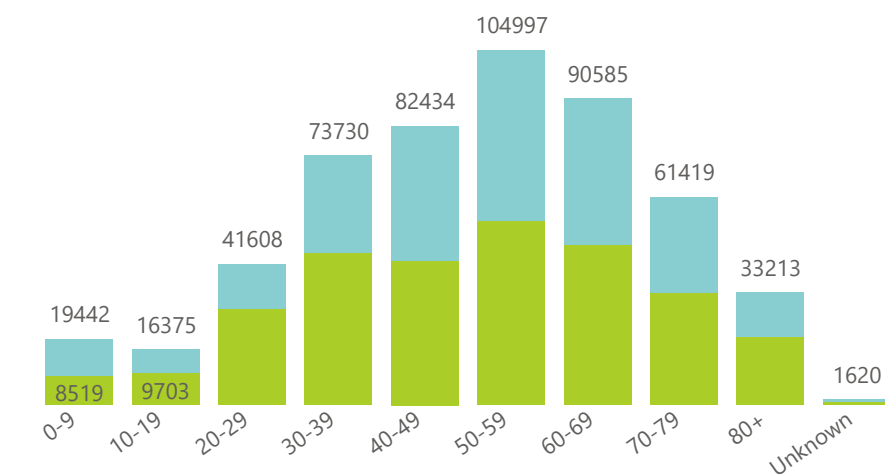
● Private ● Public



Cumulative reported admissions by province, by epidemiological week

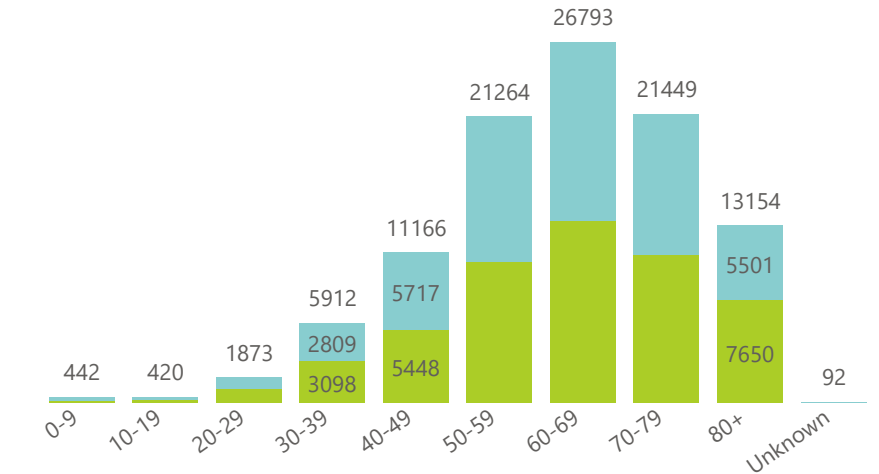


Admissions to date by age group and sex



● Female ● Male ● Unknown

Deaths to date by age group and sex



● Female ● Male ● Unknown

13 May 2022

NICD National COVID-19 Hospital Surveillance

National



The number of reported admissions may change day-to-day as enrolled facilities back-capture historical data.
The Western Cape government has been unable to provide daily data on patients who are on oxygen or ventilated.
The data below refer to admitted patients who test positive for SARS-CoV-2 on PCR or antigen tests.



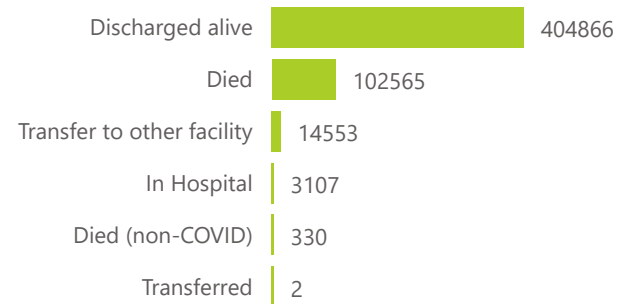
Ward of currently admitted patients



Interventions for currently admitted patients



Admissions to date by discharge type

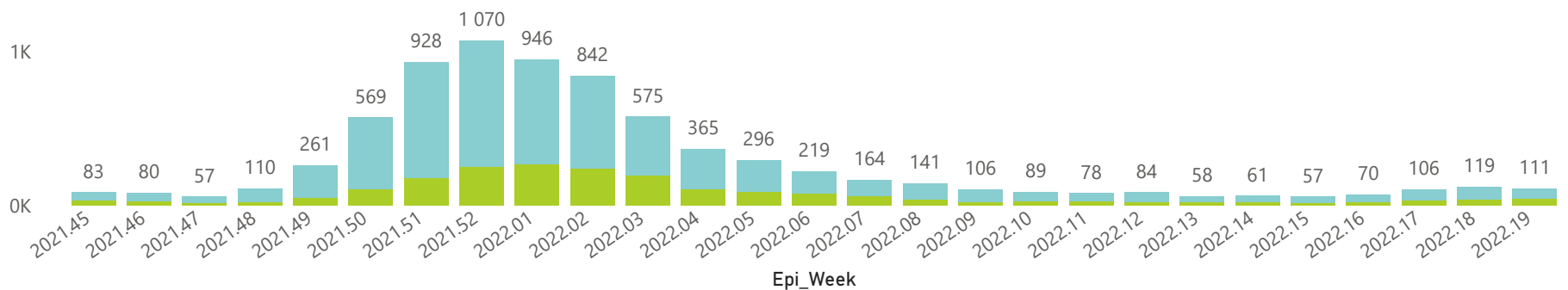


● General Ward ● High Care ● Intensive Care Unit

● Currently Oxygenated ● Currently Ventilated

Deaths by epidemiological week and sector

● Private ● Public



Summary of reported COVID-19 admissions by province, by sector

Province	Facilities Reporting	Admissions to Date	Died to Date	Discharged to date	Currently Admitted	Currently in ICU	Currently Ventilated	Currently Oxygenated	Admissions in Previous Day
Eastern Cape	104	47722	13152	32426	200	8	3	22	11
Private	18	15434	3362	11946	64	3	0	2	1
Public	86	32288	9790	20480	136	5	3	20	10
Free State	55	31477	6038	23035	190	11	4	33	7
Private	20	14191	2246	11673	104	8	2	6	1
Public	35	17286	3792	11362	86	3	2	27	6
Gauteng	138	154129	30005	119434	1359	146	42	138	59
Private	98	87602	14859	71569	716	121	25	43	35
Public	40	66527	15146	47865	643	25	17	95	24
KwaZulu-Natal	116	86375	17269	65149	706	84	11	94	41
Private	47	45116	7333	37071	399	77	10	19	19
Public	69	41259	9936	28078	307	7	1	75	22
Limpopo	48	20875	5314	14915	33	3	3	9	3
Private	7	9163	1706	7307	10	1	0	0	0
Public	41	11712	3608	7608	23	2	3	9	3
Mpumalanga	40	22331	4830	16884	53	1	1	12	0
Private	9	11679	1680	9892	27	1	0	0	0
Public	31	10652	3150	6992	26	0	1	12	0
North West	30	33551	4893	26200	135	7	3	56	8
Private	13	12808	1757	10606	42	5	1	3	0
Public	17	20743	3136	15594	93	2	2	53	8
Northern Cape	35	11617	2432	8580	36	4	3	8	1
Private	6	5547	845	4433	22	3	2	0	0
Public	29	6070	1587	4147	14	1	1	8	1
Western Cape	102	117346	18632	98243	298	42	6	2	6
Private	43	40514	6239	34012	157	26	6	2	1
Public	59	76832	12393	64231	141	16			5
Total	668	525423	102565	404866	3010	306	76	374	136



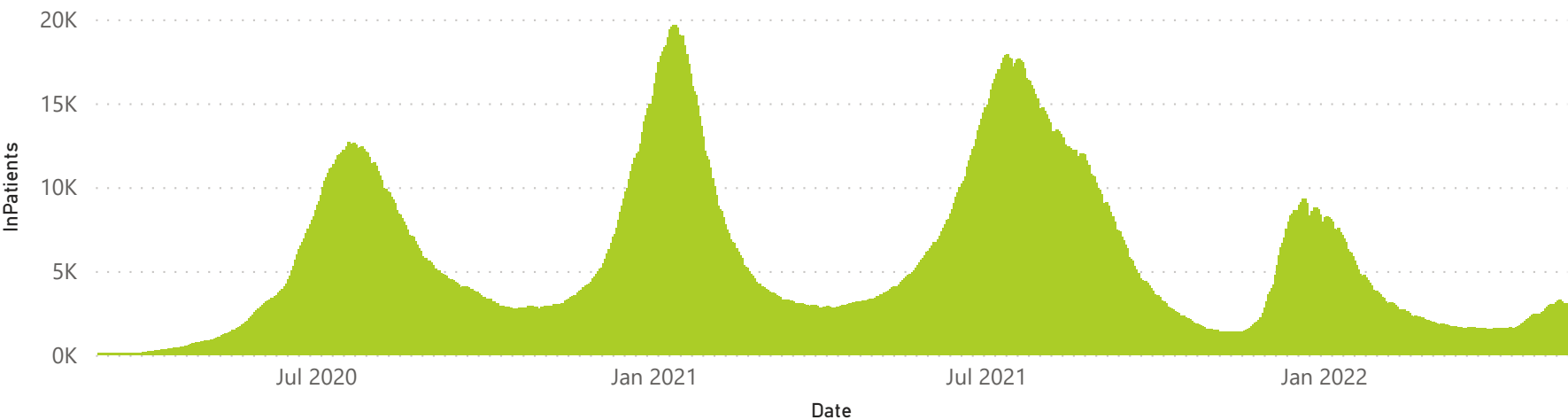
The number of reported admissions may change day-to-day as enrolled facilities back-capture historical data.
The Western Cape government has been unable to provide daily data on patients who are on oxygen or ventilated.
The data below refer to admitted patients who test positive for SARS-CoV-2 on PCR or antigen tests.



Summary of reported COVID-19 admissions by province, by sector

Sector	Facilities Reporting	Admissions to Date	Died to Date	Discharged to date	Currently Admitted	Currently in ICU	Currently Ventilated	Currently Oxygenated	Admissions in Previous Day
Private	261	242054	40027	198509	1541	245	46	75	57
Public	407	283369	62538	206357	1469	61	30	299	79
Total	668	525423	102565	404866	3010	306	76	374	136

Daily current In-Patients over time



13 May 2022

NICD National COVID-19 Hospital Surveillance

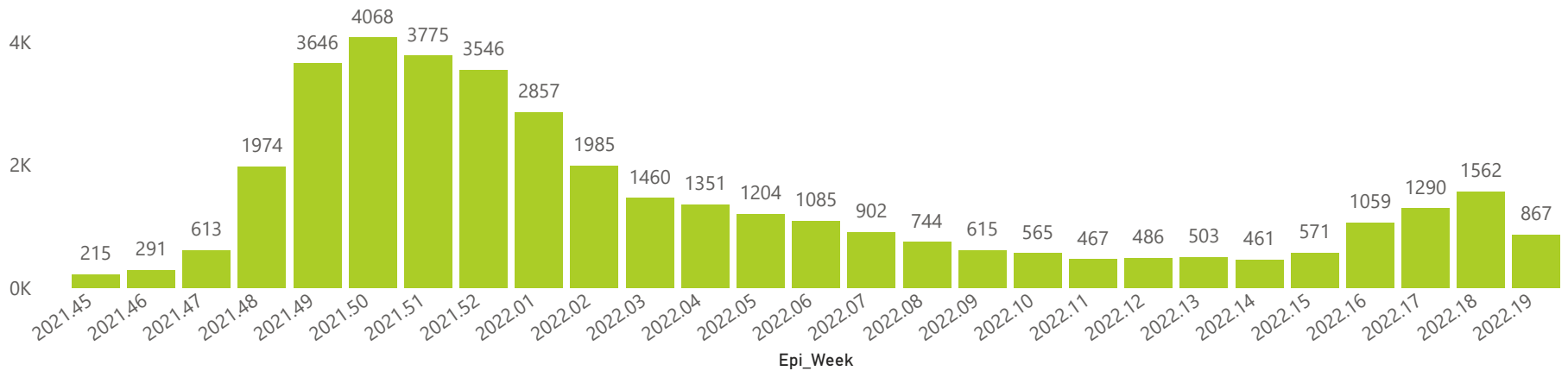
Private



The number of reported admissions may change day-to-day as enrolled facilities back-capture historical data.
The data below refer to admitted patients who test positive for SARS-CoV-2 on PCR or antigen tests.

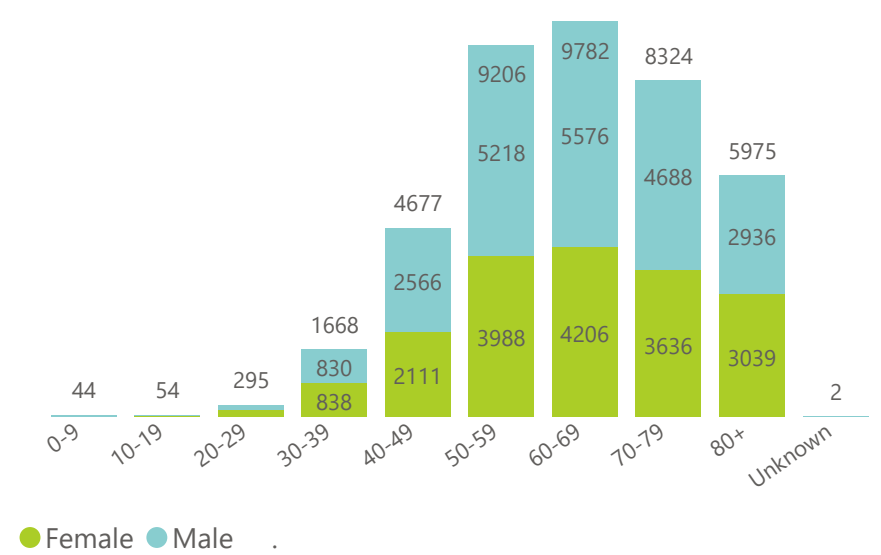
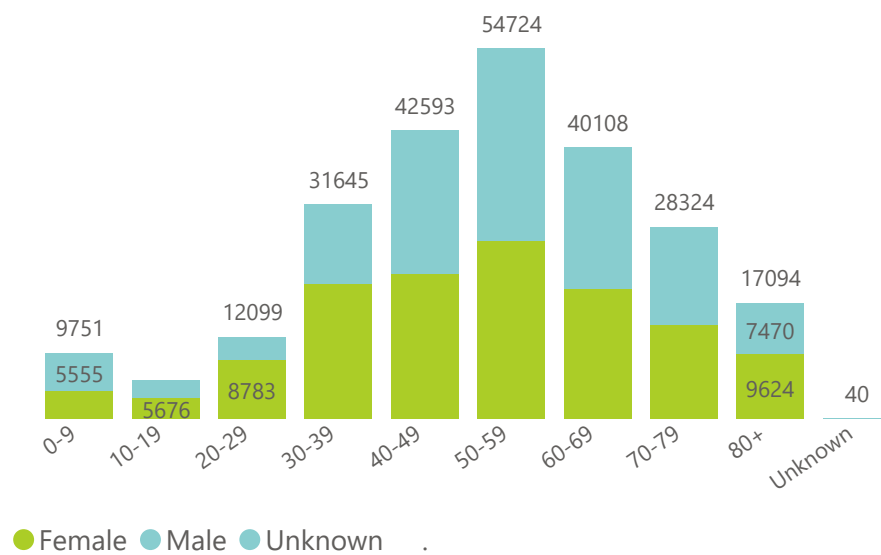


Hospital admissions of COVID-19 cases, by epidemiological week

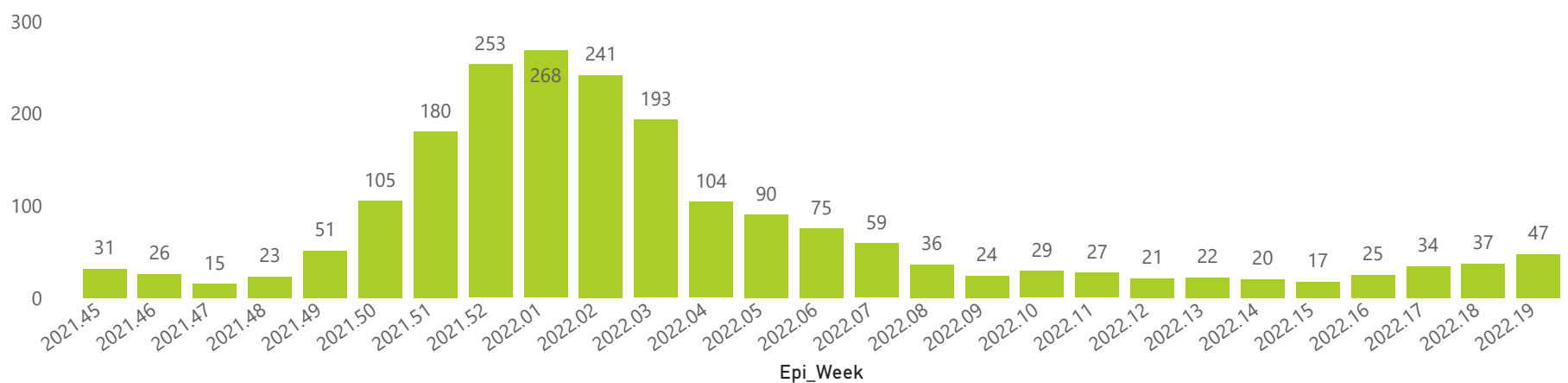


Admissions to date by age group and sex

Deaths to date by age group and sex



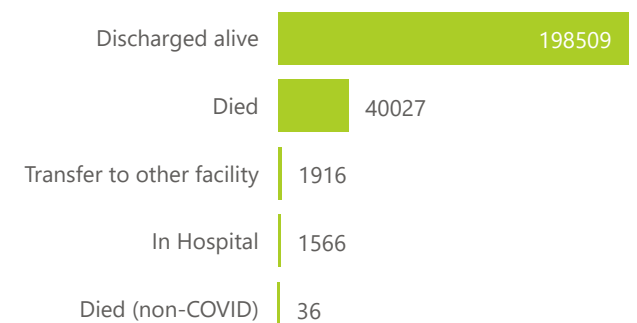
Deaths by epidemiological week



Ward of currently admitted patients

Interventions for currently admitted patients

Admissions to date by discharge type



● General Ward ● High Care ● Intensive Care Unit

● Currently Oxygenated ● Currently Ventilated

13 May 2022

NICD National COVID-19 Hospital Surveillance

Private



The number of reported admissions may change day-to-day as enrolled facilities back-capture historical data.

The data below refer to admitted patients who test positive for SARS-CoV-2 on PCR or antigen tests.



Summary of reported COVID-19 admissions by province

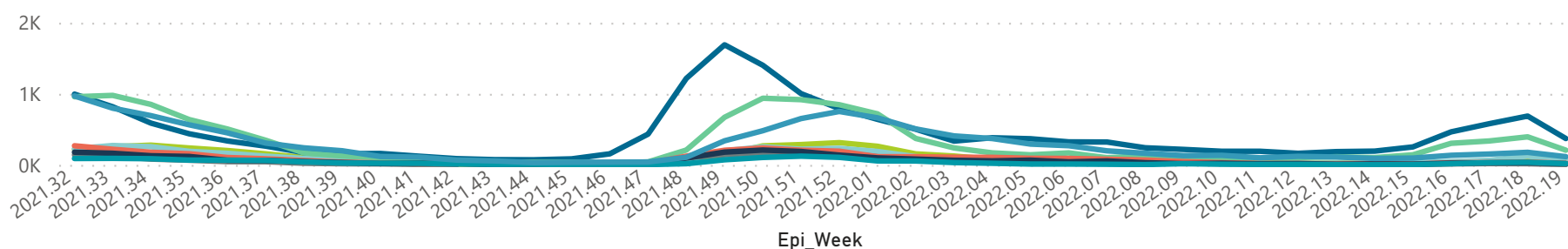
Province	Facilities Reporting	Admissions to Date	Died to Date	Discharged to date	Currently Admitted	Currently in ICU	Currently Ventilated	Currently Oxygenated	Admissions in Previous Day
Gauteng	98	87602	14859	71569	716	121	25	43	35
KwaZulu-Natal	47	45116	7333	37071	399	77	10	19	19
Western Cape	43	40514	6239	34012	157	26	6	2	1
Free State	20	14191	2246	11673	104	8	2	6	1
Eastern Cape	18	15434	3362	11946	64	3	0	2	1
North West	13	12808	1757	10606	42	5	1	3	0
Mpumalanga	9	11679	1680	9892	27	1	0	0	0
Northern Cape	6	5547	845	4433	22	3	2	0	0
Limpopo	7	9163	1706	7307	10	1	0	0	0
Total	261	242054	40027	198509	1541	245	46	75	57

Summary of reported COVID-19 admissions by hospital group

Hospital_Group	Facilities Reporting	Admissions to Date	Died to Date	Discharged to date	Currently Admitted	Currently in ICU	Currently Ventilated	Currently Oxygenated	Admissions in Previous Day
NHN	69	25002	3653	20158	163	16	8	46	5
Netcare	63	65459	13072	51697	421	119	13	2	28
Life Healthcare	51	55292	8609	46284	353	50	7	12	19
Mediclinic	51	67097	10535	56091	341	28	14	3	0
Lenmed	10	11809	1543	9800	104	19	3	5	3
Clinix	7	4787	761	3906	79	2	0	1	0
Melomed	5	9529	1416	8069	26	9	0	0	2
JMH	4	2904	437	2346	50	2	1	6	0
Independent	1	175	1	158	4	0	0	0	0
Total	261	242054	40027	198509	1541	245	46	75	57

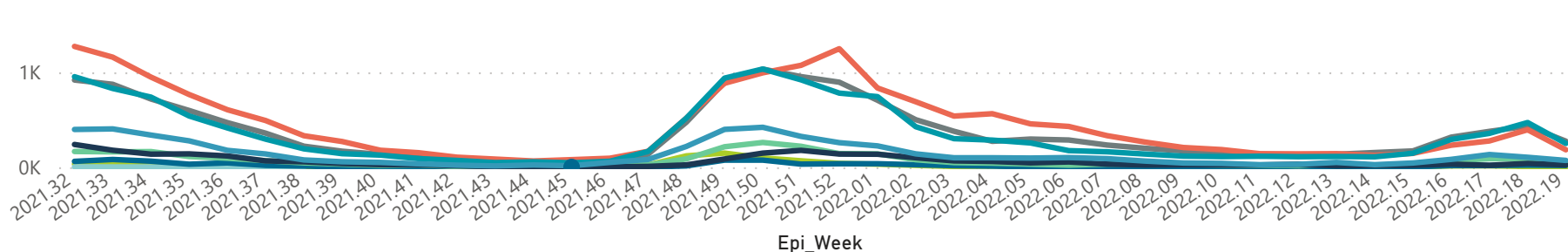
Hospital admissions by province

Province ● Eastern Cape ● Free State ● Gauteng ● KwaZulu-Natal ● Limpopo ● Mpumalanga ● North West ● Northern Cape ● Western Cape

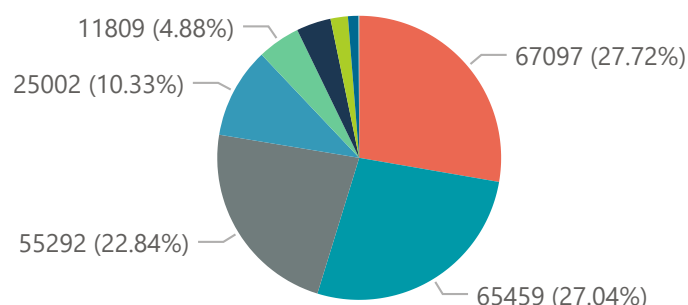


Hospital admissions by hospital group

Group ● Clinix ● Independent ● JMH ● Lenmed ● Life Healthcare ● Mediclinic ● Melomed ● Netcare ● NHN



Admissions by hospital group



Deaths by hospital group

