

Saturday, 28 May 2022

NICD National COVID-19 Hospital Surveillance

National

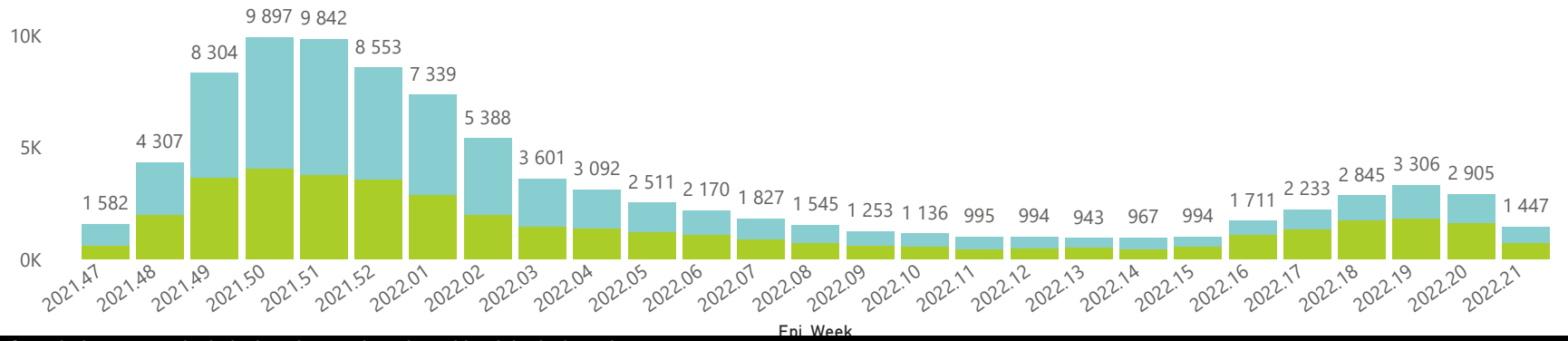


The number of reported admissions may change day-to-day as enrolled facilities back-capture historical data.
The Western Cape government has been unable to provide daily data on patients who are on oxygen or ventilated.
The data below refer to admitted patients who test positive for SARS-CoV-2 on PCR or antigen tests.

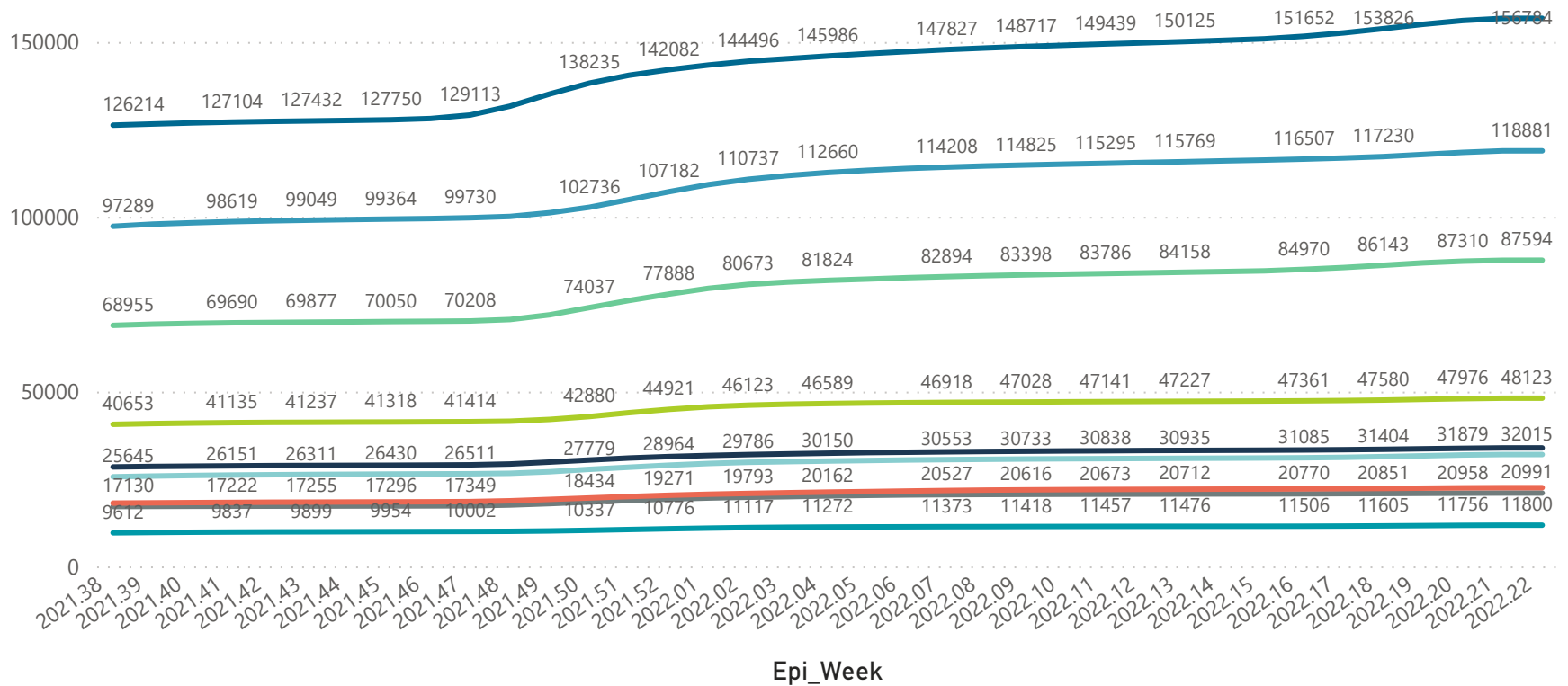


Hospital admissions of COVID-19 cases, by health sector, by epidemiological week

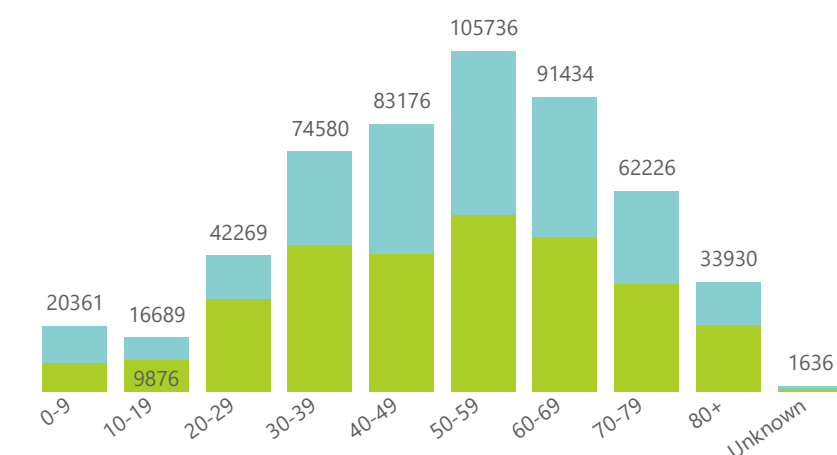
● Private ● Public



Cumulative reported admissions by province, by epidemiological week

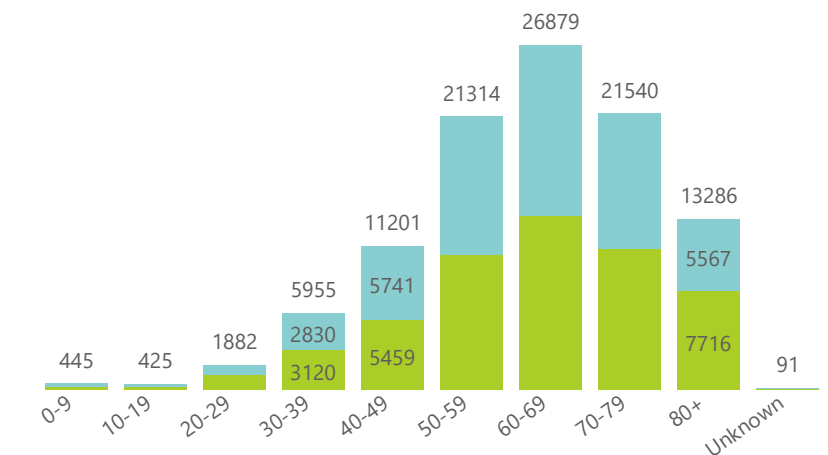


Admissions to date by age group and sex



● Female ● Male ● Unknown

Deaths to date by age group and sex



● Female ● Male ● Unknown

Saturday, 28 May 2022

NICD National COVID-19 Hospital Surveillance

National



The number of reported admissions may change day-to-day as enrolled facilities back-capture historical data.
The Western Cape government has been unable to provide daily data on patients who are on oxygen or ventilated.
The data below refer to admitted patients who test positive for SARS-CoV-2 on PCR or antigen tests.



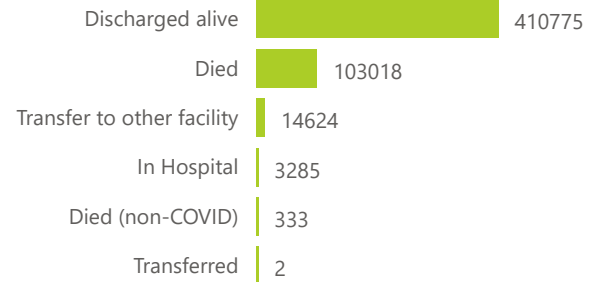
Ward of currently admitted patients



Interventions for currently admitted patients

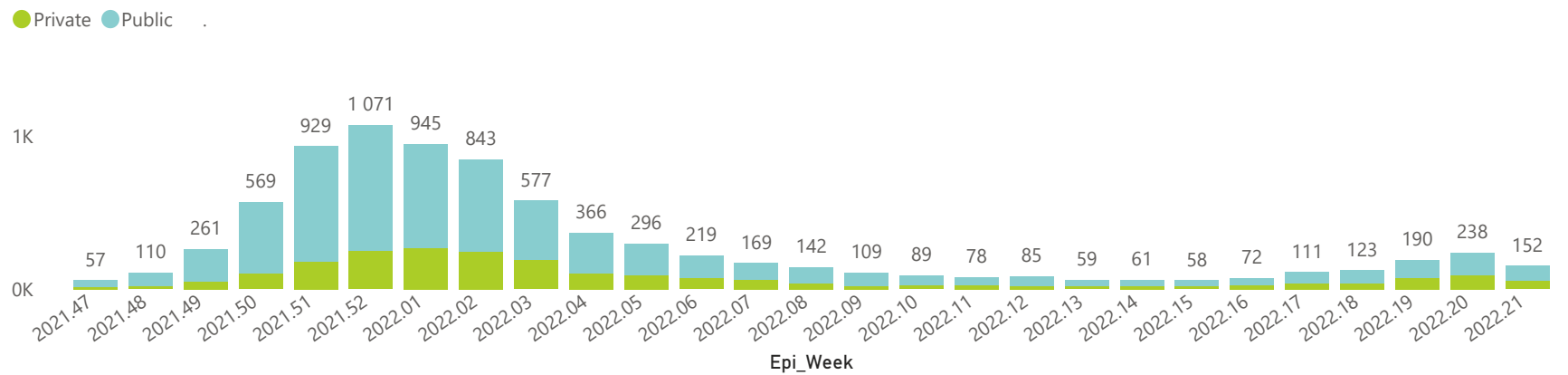


Admissions to date by discharge type



● General Ward ● High Care ● Intensive Care Unit ● Currently Oxygenated ● Currently Ventilated

Deaths by epidemiological week and sector



Summary of reported COVID-19 admissions by province, by sector

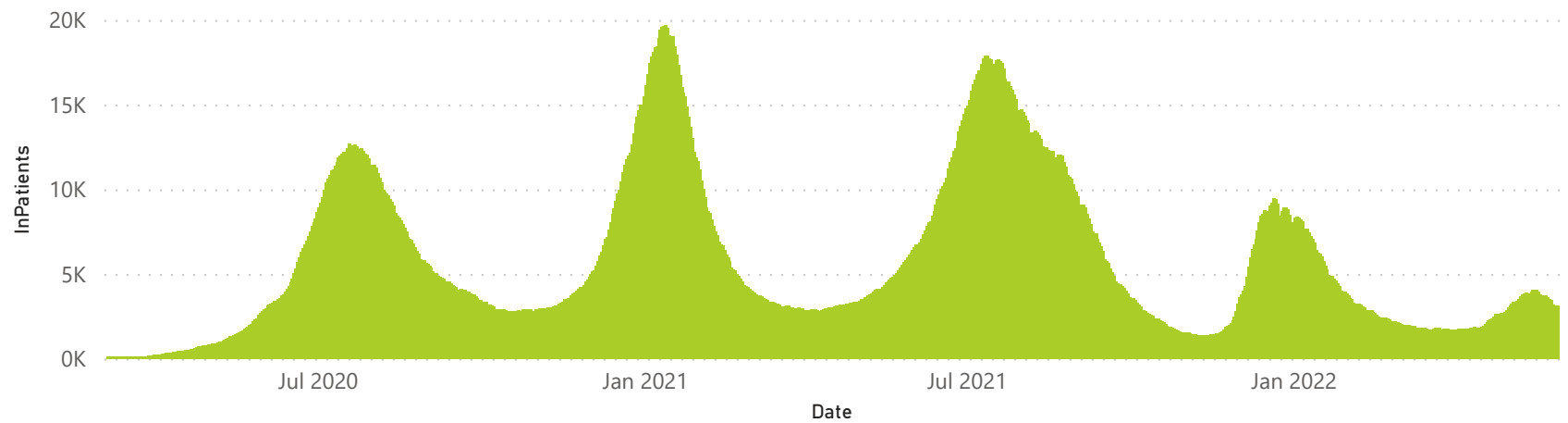
Province	Facilities Reporting	Admissions to Date	Died to Date	Discharged to date	Currently Admitted	Currently in ICU	Currently Ventilated	Currently Oxygenated	Admissions in Previous Day
Gauteng	139	156578	30170	121606	1437	155	48	192	21
Public	40	67665	15236	48690	839	24	17	153	11
Private	99	88913	14934	72916	598	131	31	39	10
KwaZulu-Natal	117	87496	17368	66266	594	53	8	81	3
Public	70	41661	9997	28431	279	7	1	59	1
Private	47	45835	7371	37835	315	46	7	22	2
North West	30	33897	4918	26505	143	9	1	44	8
Public	17	20948	3155	15776	87	1	1	38	8
Private	13	12949	1763	10729	56	8	0	6	0
Free State	55	31984	6067	23531	174	16	8	34	3
Public	35	17482	3813	11542	86	5	2	30	3
Private	20	14502	2254	11989	88	11	6	4	0
Eastern Cape	104	48090	13198	32724	223	14	8	20	1
Public	86	32492	9820	20650	139	4	3	17	0
Private	18	15598	3378	12074	84	10	5	3	1
Northern Cape	35	11796	2444	8726	48	3	4	12	0
Public	29	6118	1593	4174	24	2	2	11	0
Private	6	5678	851	4552	24	1	2	1	0
Western Cape	102	118699	18680	99367	475	53	2	9	8
Private	43	41199	6258	34589	245	26	2	9	4
Public	59	77500	12422	64778	230	27	0	0	4
Limpopo	48	20989	5326	15012	41	1	2	7	0
Public	41	11772	3619	7653	30	1	2	7	0
Private	7	9217	1707	7359	11	0	0	0	0
Mpumalanga	40	22508	4847	17038	58	4	2	6	0
Public	31	10709	3167	7033	24	0	0	6	0
Private	9	11799	1680	10005	34	4	2	0	0
Total	670	532037	103018	410775	3193	308	83	405	44

The number of reported admissions may change day-to-day as enrolled facilities back-capture historical data.
The Western Cape government has been unable to provide daily data on patients who are on oxygen or ventilated.
The data below refer to admitted patients who test positive for SARS-CoV-2 on PCR or antigen tests.

Summary of reported COVID-19 admissions by province, by sector

Sector	Facilities Reporting	Admissions to Date	Died to Date	Discharged to date	Currently Admitted	Currently in ICU	Currently Ventilated	Currently Oxygenated	Admissions in Previous Day
Private	262	245690	40196	202048	1455	237	55	84	17
Public	408	286347	62822	208727	1738	71	28	321	27
Total	670	532037	103018	410775	3193	308	83	405	44

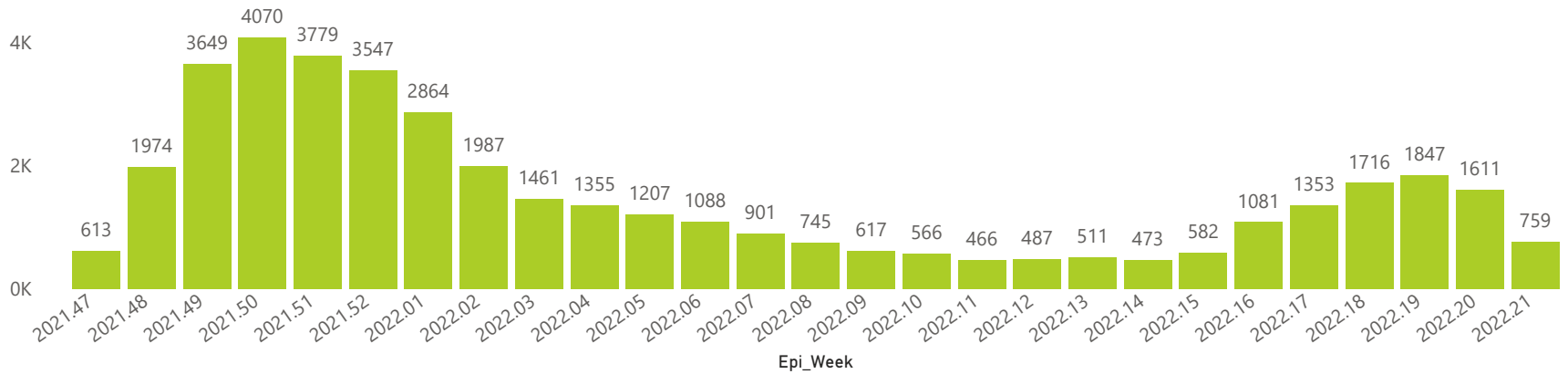
Daily current In-Patients over time



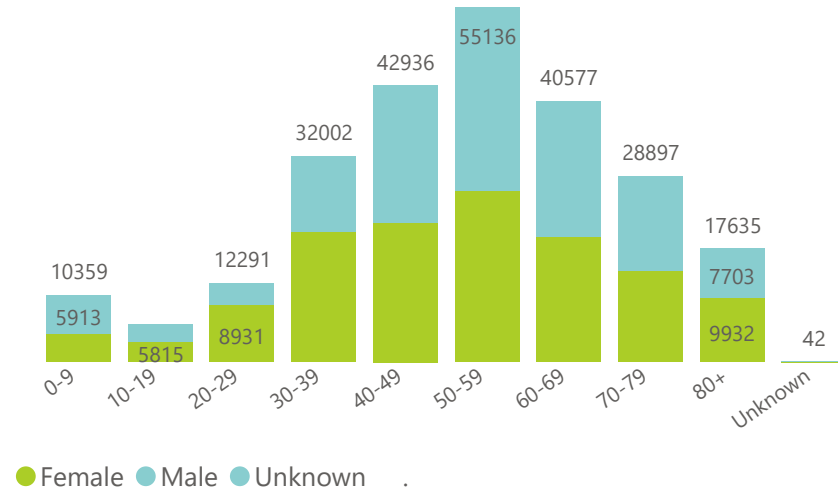
The number of reported admissions may change day-to-day as enrolled facilities back-capture historical data.

The data below refer to admitted patients who test positive for SARS-CoV-2 on PCR or antigen tests.

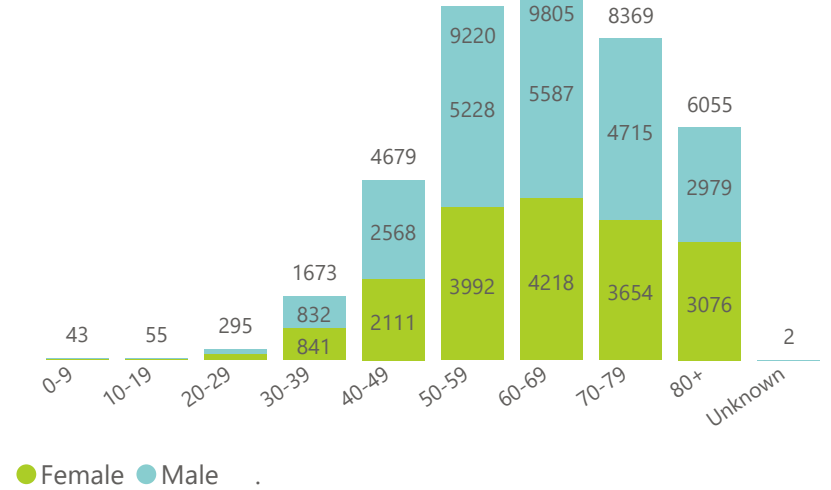
Hospital admissions of COVID-19 cases, by epidemiological week



Admissions to date by age group and sex



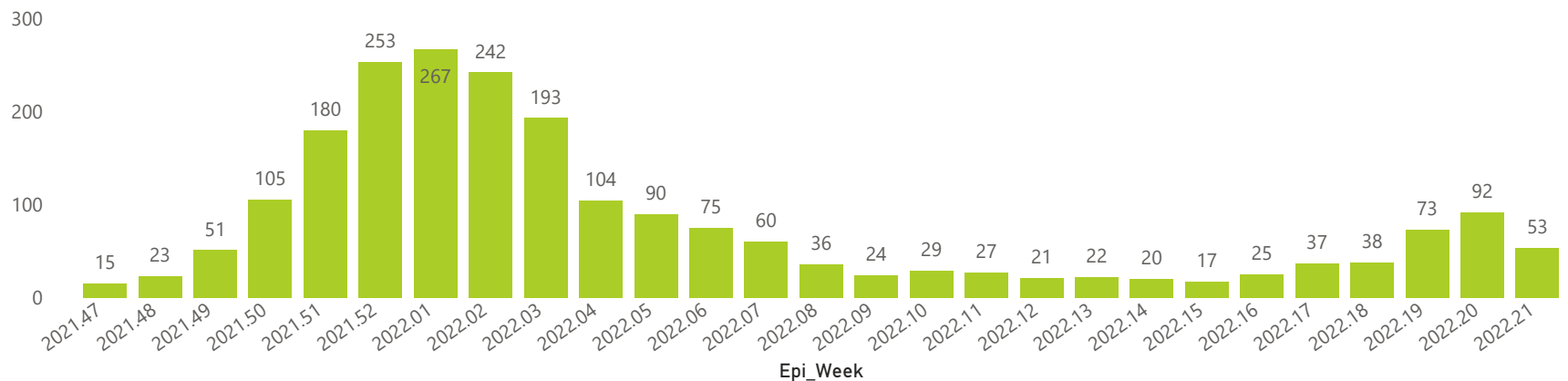
Deaths to date by age group and sex



● Female ● Male ● Unknown

● Female ● Male ● Unknown

Deaths by epidemiological week



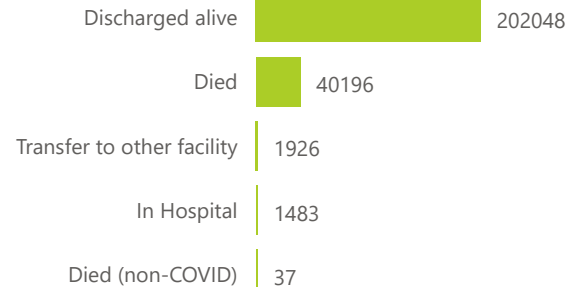
Ward of currently admitted patients



Interventions for currently admitted patients



Admissions to date by discharge type



● General Ward ● High Care ● Intensive Care Unit

● Currently Oxygenated ● Currently Ventilated

The number of reported admissions may change day-to-day as enrolled facilities back-capture historical data.
The data below refer to admitted patients who test positive for SARS-CoV-2 on PCR or antigen tests.

Summary of reported COVID-19 admissions by province

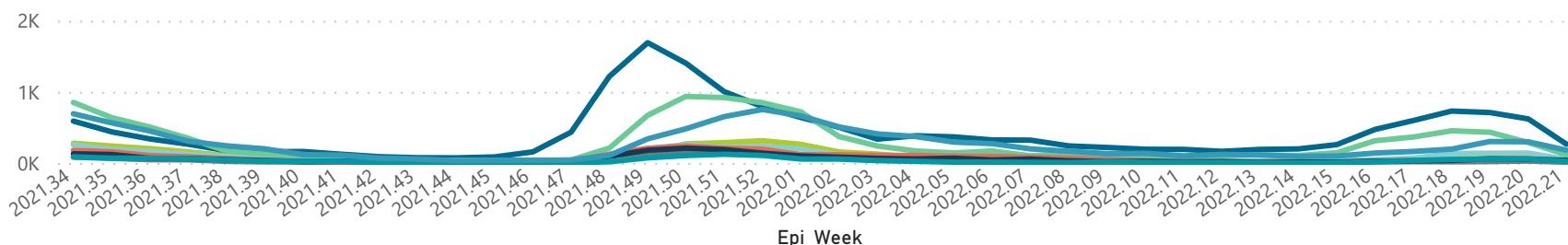
Province	Facilities Reporting	Admissions to Date	Died to Date	Discharged to date	Currently Admitted	Currently in ICU	Currently Ventilated	Currently Oxygenated	Admissions in Previous Day
Gauteng	99	88913	14934	72916	598	131	31	39	10
KwaZulu-Natal	47	45835	7371	37835	315	46	7	22	2
Western Cape	43	41199	6258	34589	245	26	2	9	4
Free State	20	14502	2254	11989	88	11	6	4	0
Eastern Cape	18	15598	3378	12074	84	10	5	3	1
North West	13	12949	1763	10729	56	8	0	6	0
Mpumalanga	9	11799	1680	10005	34	4	2	0	0
Northern Cape	6	5678	851	4552	24	1	2	1	0
Limpopo	7	9217	1707	7359	11	0	0	0	0
Total	262	245690	40196	202048	1455	237	55	84	17

Summary of reported COVID-19 admissions by hospital group

Hospital_Group	Facilities Reporting	Admissions to Date	Died to Date	Discharged to date	Currently Admitted	Currently in ICU	Currently Ventilated	Currently Oxygenated	Admissions in Previous Day
NHN	69	25410	3669	20503	203	19	10	53	2
Netcare	63	66353	13129	52614	334	110	16	3	12
Life Healthcare	51	56140	8656	47113	325	49	10	8	0
Mediclinic	51	68174	10575	57099	367	37	14	7	0
Lenmed	10	12034	1551	10056	62	13	4	4	2
Clinix	8	4821	761	3943	80	2	0	1	0
Melomed	5	9658	1417	8184	39	5	0	0	1
JMH	4	2925	437	2378	41	2	1	8	0
Independent	1	175	1	158	4	0	0	0	0
Total	262	245690	40196	202048	1455	237	55	84	17

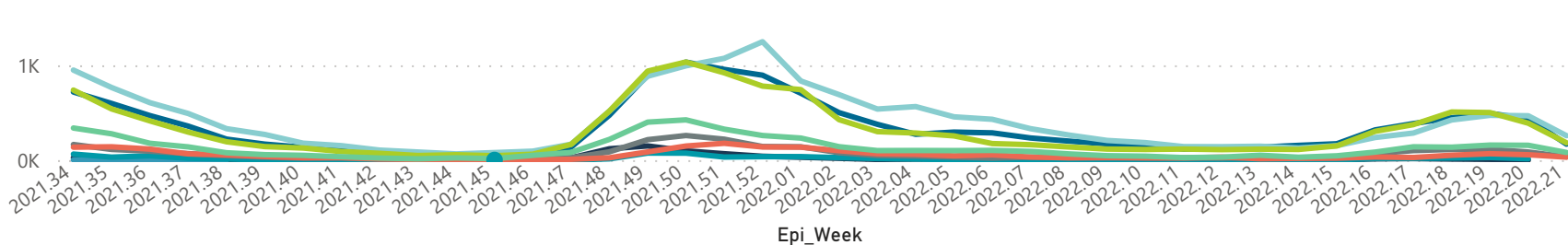
Hospital admissions by province

Province ● Eastern Cape ● Free State ● Gauteng ● KwaZulu-Natal ● Limpopo ● Mpumalanga ● North West ● Northern Cape ● Western Cape



Hospital admissions by hospital group

Group ● Clinix ● Independent ● JMH ● Lenmed ● Life Healthcare ● Mediclinic ● Melomed ● Netcare ● NHN



Admissions by hospital group

Deaths by hospital group

