

Saturday, 18 June 2022

NICD National COVID-19 Hospital Surveillance

National

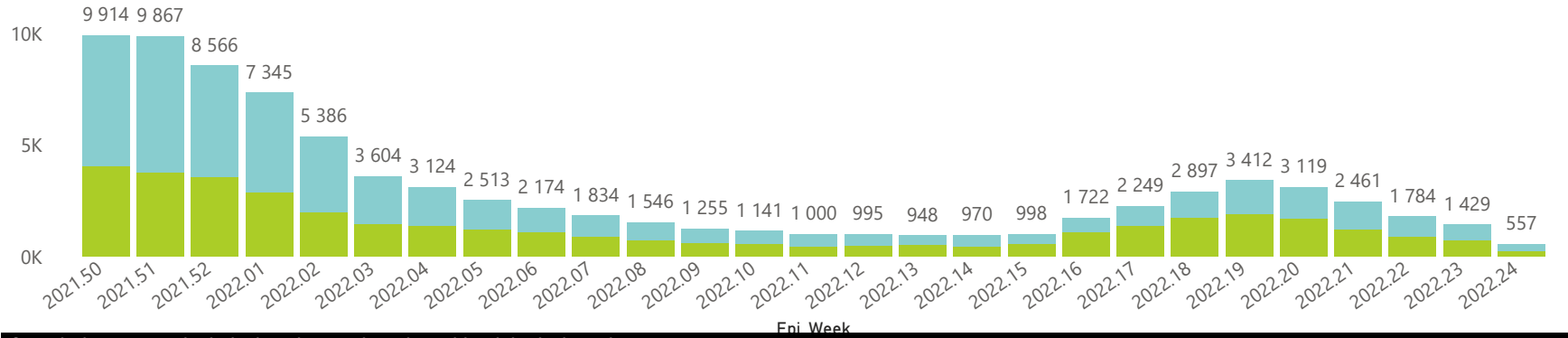


The number of reported admissions may change day-to-day as enrolled facilities back-capture historical data.
The Western Cape government has been unable to provide daily data on patients who are on oxygen or ventilated.
The data below refer to admitted patients who test positive for SARS-CoV-2 on PCR or antigen tests.

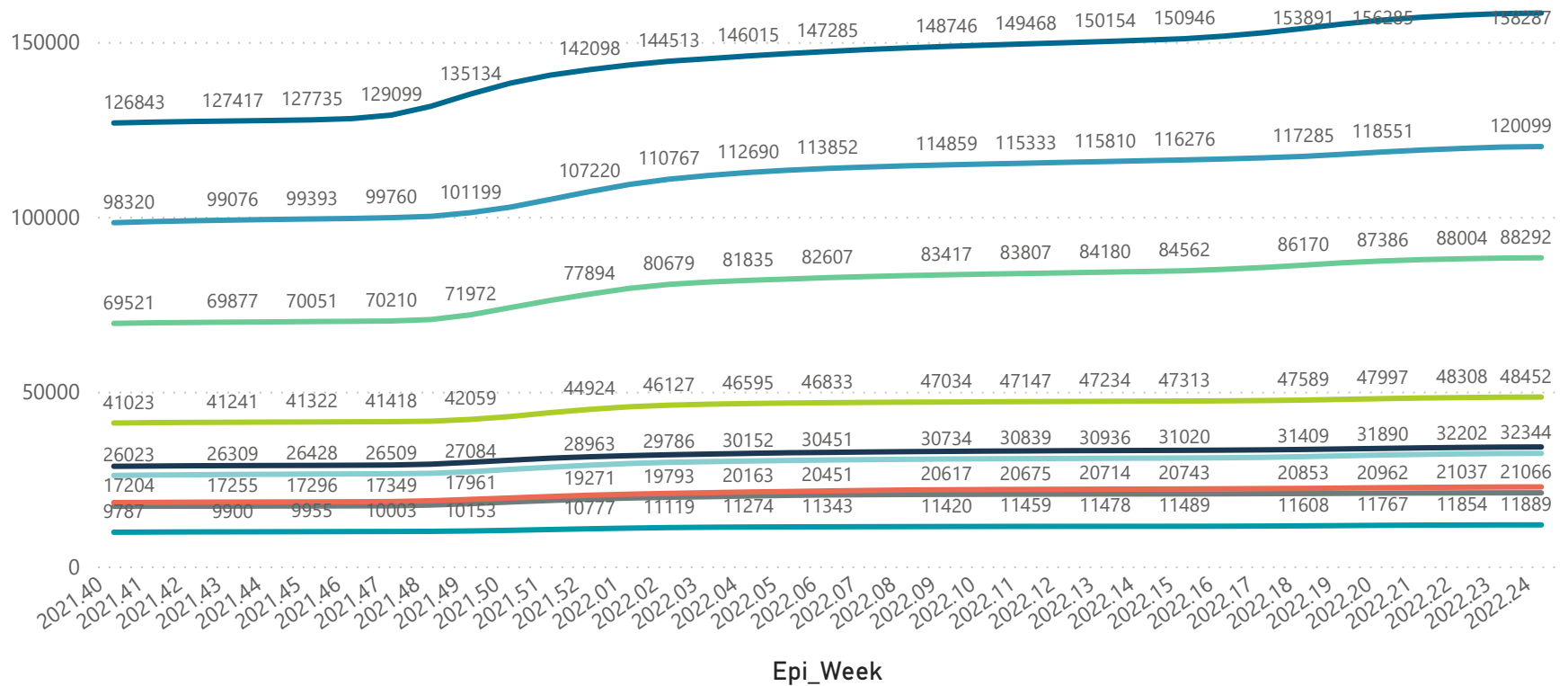
NATIONAL INSTITUTE FOR
COMMUNICABLE DISEASES
Division of the National Health Laboratory Service

Hospital admissions of COVID-19 cases, by health sector, by epidemiological week

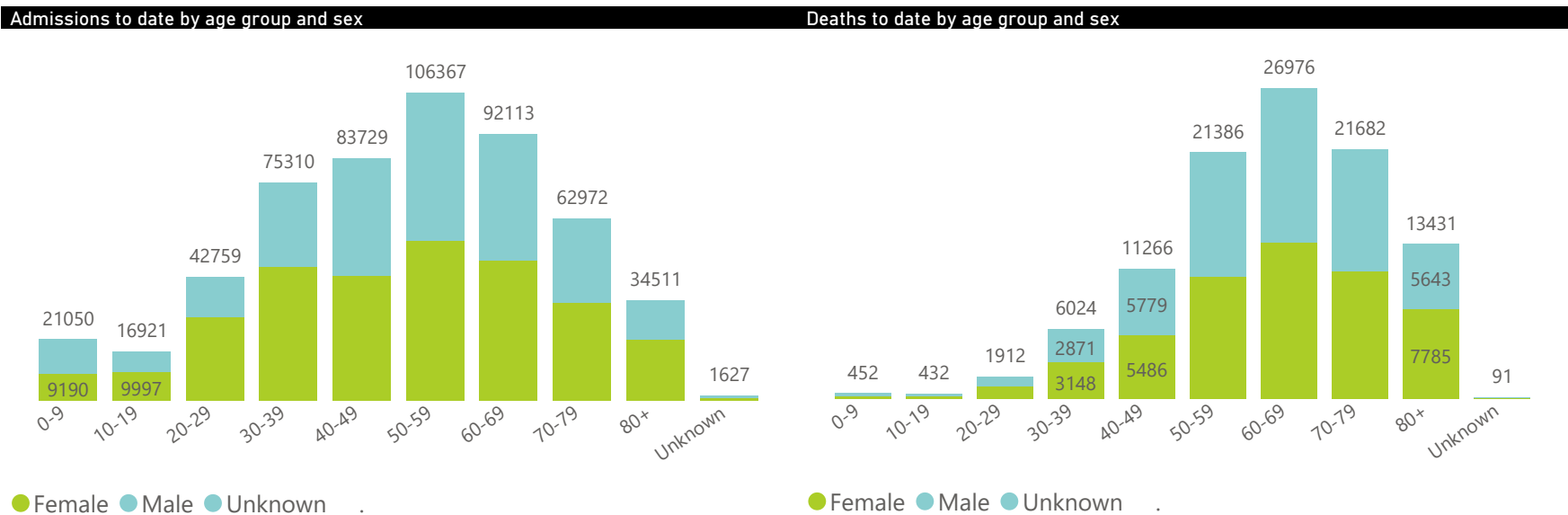
Private Public



Cumulative reported admissions by province, by epidemiological week



Admissions to date by age group and sex Deaths to date by age group and sex



Saturday, 18 June 2022

NICD National COVID-19 Hospital Surveillance

National



The number of reported admissions may change day-to-day as enrolled facilities back-capture historical data.
The Western Cape government has been unable to provide daily data on patients who are on oxygen or ventilated.
The data below refer to admitted patients who test positive for SARS-CoV-2 on PCR or antigen tests.



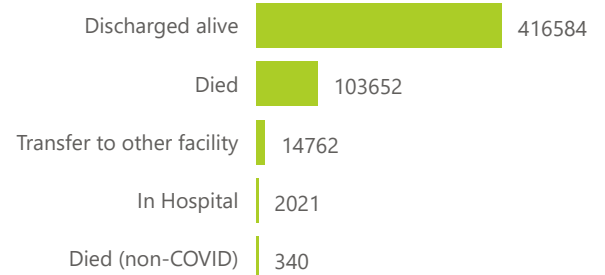
Ward of currently admitted patients



Interventions for currently admitted patients



Admissions to date by discharge type

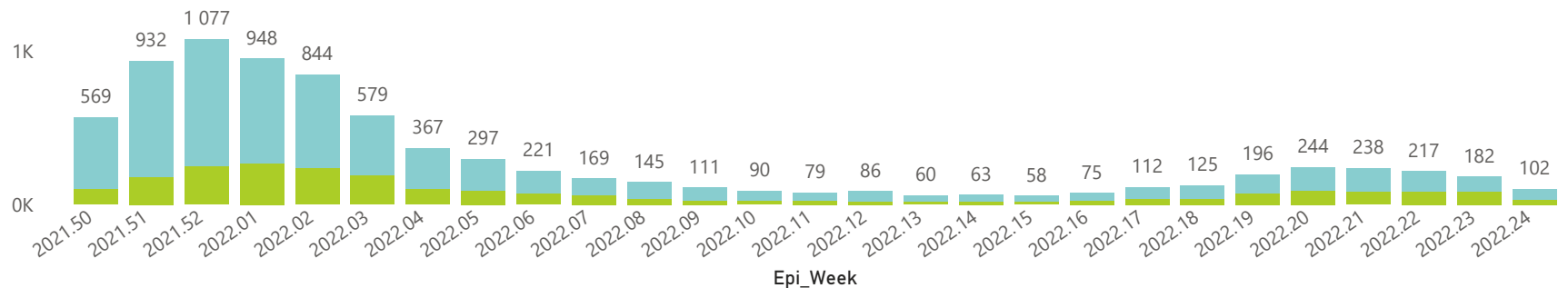


● General Ward ● High Care ● Intensive Care Unit

● Currently Oxygenated ● Currently Ventilated

Deaths by epidemiological week and sector

● Private ● Public



Summary of reported COVID-19 admissions by province, by sector

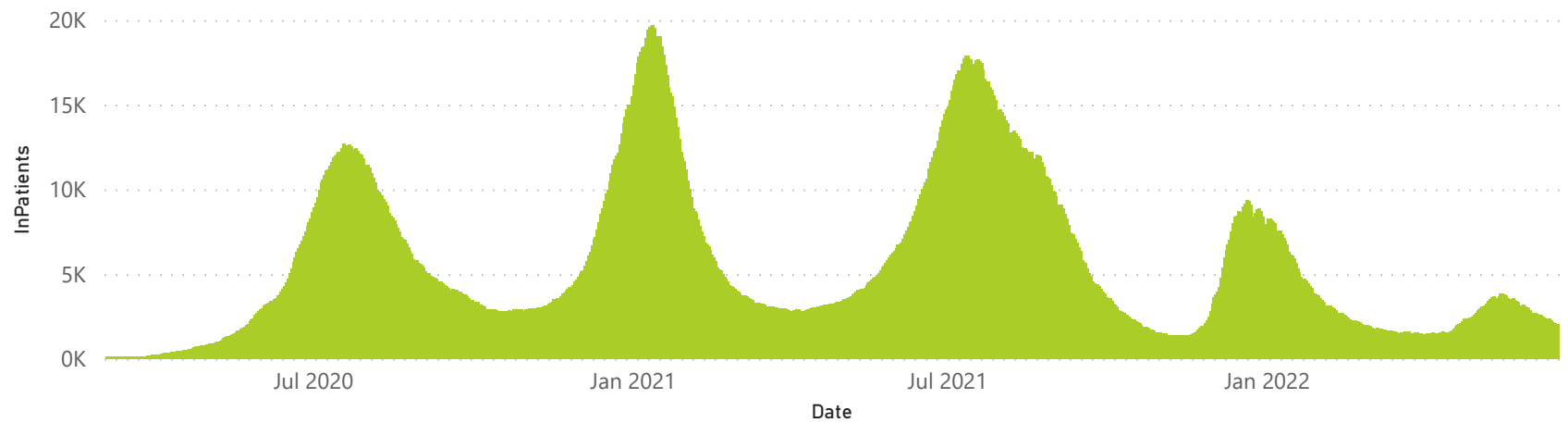
Province	Facilities Reporting	Admissions to Date	Died to Date	Discharged to date	Currently Admitted	Currently in ICU	Currently Ventilated	Currently Oxygenated	Admissions in Previous Day
Gauteng	138	158287	30380	123653	849	99	36	83	5
Public	39	68482	15342	49693	508	18	13	59	1
Private	99	89805	15038	73960	341	81	23	24	4
KwaZulu-Natal	117	88292	17474	67148	374	31	8	50	2
Public	70	42050	10078	28827	165	3	1	26	2
Private	47	46242	7396	38321	209	28	7	24	0
Free State	55	32344	6115	23909	97	5	4	24	2
Public	35	17655	3840	11708	56	3	3	22	2
Private	20	14689	2275	12201	41	2	1	2	0
Eastern Cape	104	48452	13251	33121	127	9	6	22	1
Public	86	32705	9856	20863	97	5	4	21	1
Private	18	15747	3395	12258	30	4	2	1	0
North West	30	34178	4963	26787	96	6	2	22	4
Public	17	21091	3189	15921	53	0	1	16	4
Private	13	13087	1774	10866	43	6	1	6	0
Northern Cape	35	11889	2455	8819	29	3	2	10	0
Public	29	6153	1597	4206	20	2	2	10	0
Private	6	5736	858	4613	9	1	0	0	0
Limpopo	48	21066	5334	15099	22	2	1	5	0
Public	41	11809	3625	7700	13	1	1	5	0
Private	7	9257	1709	7399	9	1	0	0	0
Mpumalanga	40	22752	4889	17233	60	6	2	5	0
Public	31	10815	3196	7105	24	0	0	4	0
Private	9	11937	1693	10128	36	6	2	1	0
Western Cape	102	120099	18791	100815	316	46	4	1	5
Private	43	41816	6313	35260	134	20	4	1	0
Public	59	78283	12478	65555	182	26			5
Total	669	537359	103652	416584	1970	207	65	222	19

The number of reported admissions may change day-to-day as enrolled facilities back-capture historical data.
The Western Cape government has been unable to provide daily data on patients who are on oxygen or ventilated.
The data below refer to admitted patients who test positive for SARS-CoV-2 on PCR or antigen tests.

Summary of reported COVID-19 admissions by province, by sector

Sector	Facilities Reporting	Admissions to Date	Died to Date	Discharged to date	Currently Admitted	Currently in ICU	Currently Ventilating	Currently Oxygenated	Admissions in Previous Day
Private	262	248316	40451	205006	852	149	40	59	4
Public	407	289043	63201	211578	1118	58	25	163	15
Total	669	537359	103652	416584	1970	207	65	222	19

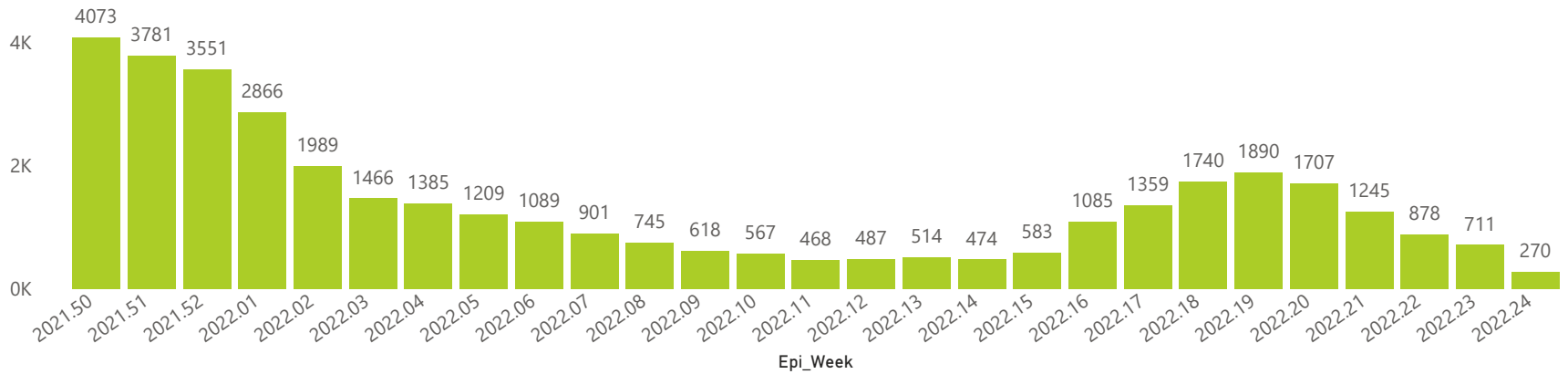
Daily current In-Patients over time



The number of reported admissions may change day-to-day as enrolled facilities back-capture historical data.

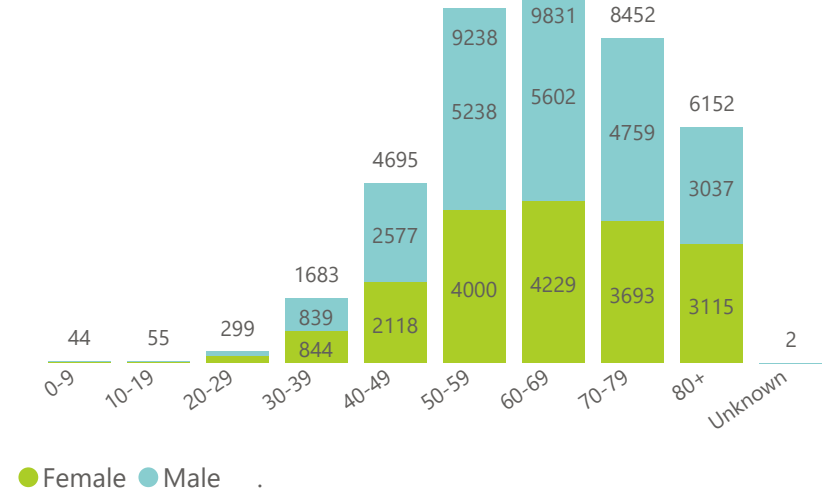
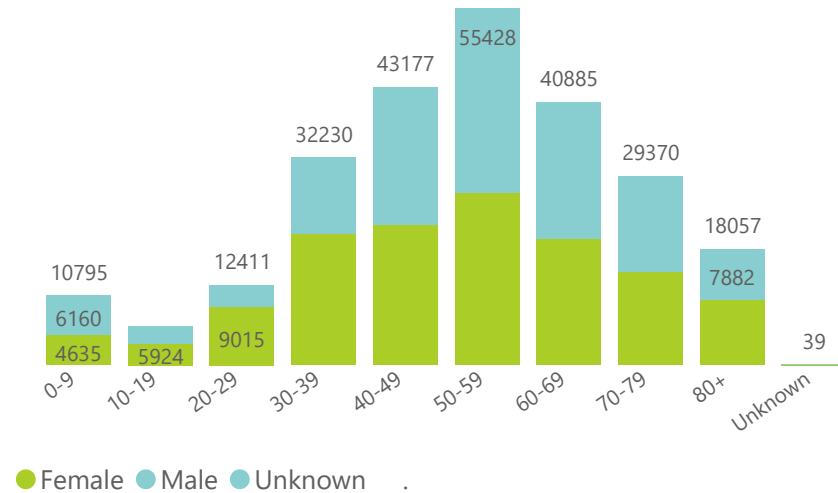
The data below refer to admitted patients who test positive for SARS-CoV-2 on PCR or antigen tests.

Hospital admissions of COVID-19 cases, by epidemiological week



Admissions to date by age group and sex

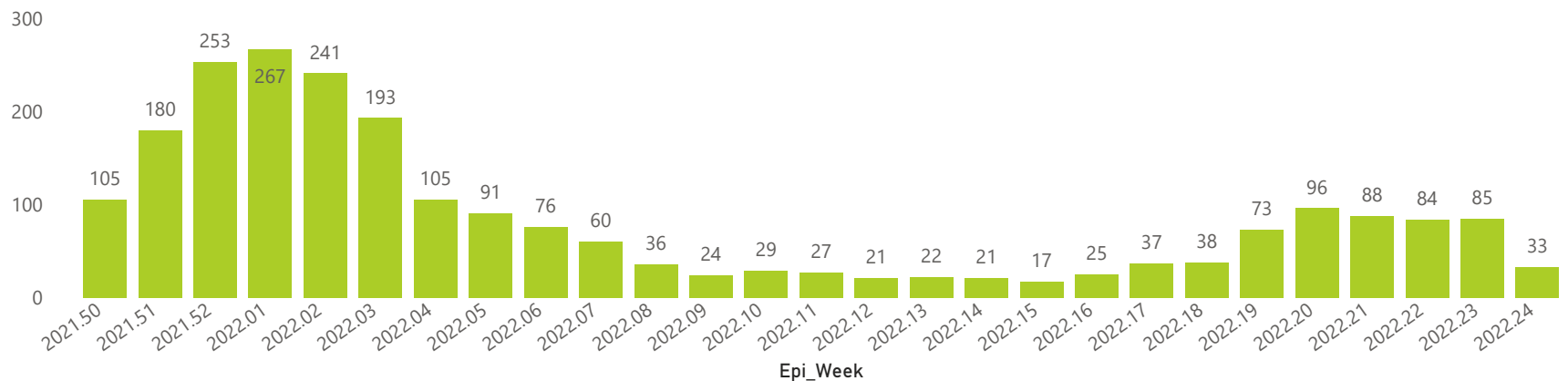
Deaths to date by age group and sex



● Female ● Male ● Unknown

● Female ● Male

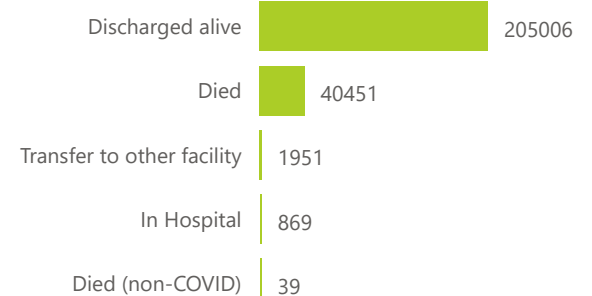
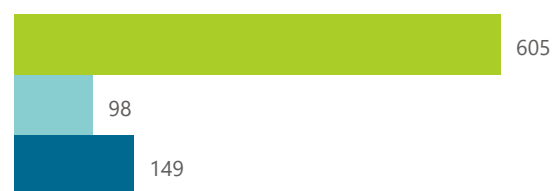
Deaths by epidemiological week



Ward of currently admitted patients

Interventions for currently admitted patients

Admissions to date by discharge type



● General Ward ● High Care ● Intensive Care Unit

● Currently Oxygenated ● Currently Ventilated

The number of reported admissions may change day-to-day as enrolled facilities back-capture historical data.

The data below refer to admitted patients who test positive for SARS-CoV-2 on PCR or antigen tests.

Summary of reported COVID-19 admissions by province

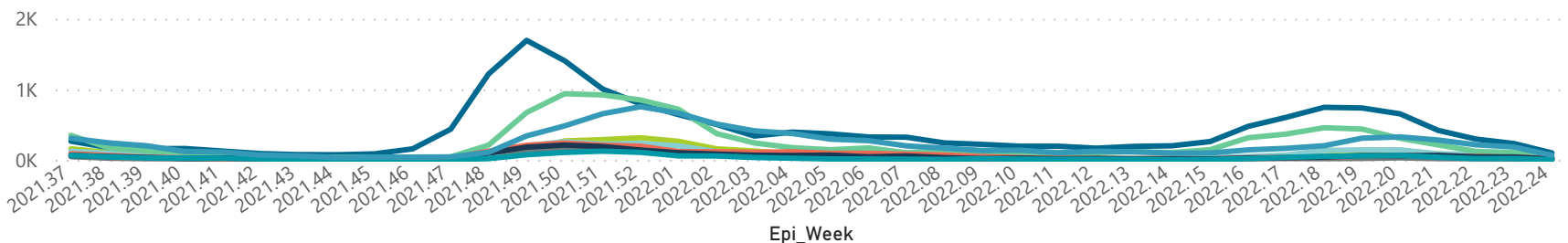
Province	Facilities Reporting	Admissions to Date	Died to Date	Discharged to date	Currently Admitted	Currently in ICU	Currently Ventilated	Currently Oxygenated	Admissions in Previous Day
Gauteng	99	89805	15038	73960	341	81	23	24	4
KwaZulu-Natal	47	46242	7396	38321	209	28	7	24	0
Western Cape	43	41816	6313	35260	134	20	4	1	0
North West	13	13087	1774	10866	43	6	1	6	0
Free State	20	14689	2275	12201	41	2	1	2	0
Mpumalanga	9	11937	1693	10128	36	6	2	1	0
Eastern Cape	18	15747	3395	12258	30	4	2	1	0
Limpopo	7	9257	1709	7399	9	1	0	0	0
Northern Cape	6	5736	858	4613	9	1	0	0	0
Total	262	248316	40451	205006	852	149	40	59	4

Summary of reported COVID-19 admissions by hospital group

Hospital_Group	Facilities Reporting	Admissions to Date	Died to Date	Discharged to date	Currently Admitted	Currently in ICU	Currently Ventilated	Currently Oxygenated	Admissions in Previous Day
NHN	69	25659	3686	20805	127	10	10	42	0
Netcare	63	66907	13198	53224	216	76	15	3	4
Life Healthcare	51	56952	8736	48023	147	35	5	3	0
Mediclinic	51	68911	10649	57942	182	15	6	0	0
Lenmed	10	12147	1560	10164	47	9	3	4	0
Clinix	8	4824	762	3953	74	2	0	1	0
Melomed	5	9789	1420	8330	21	0	0	0	0
JMH	4	2952	439	2407	34	2	1	6	0
Independent	1	175	1	158	4	0	0	0	0
Total	262	248316	40451	205006	852	149	40	59	4

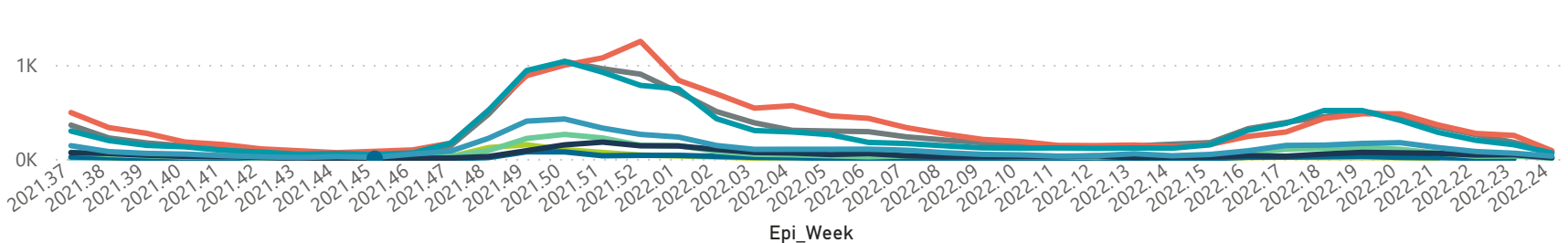
Hospital admissions by province

Province ● Eastern Cape ● Free State ● Gauteng ● KwaZulu-Natal ● Limpopo ● Mpumalanga ● North West ● Northern Cape ● Western Cape



Hospital admissions by hospital group

Group ● Clinix ● Independent ● JMH ● Lenmed ● Life Healthcare ● Mediclinic ● Melomed ● Netcare ● NHN



Admissions by hospital group

Deaths by hospital group

