

13 June 2022

NICD National COVID-19 Hospital Surveillance

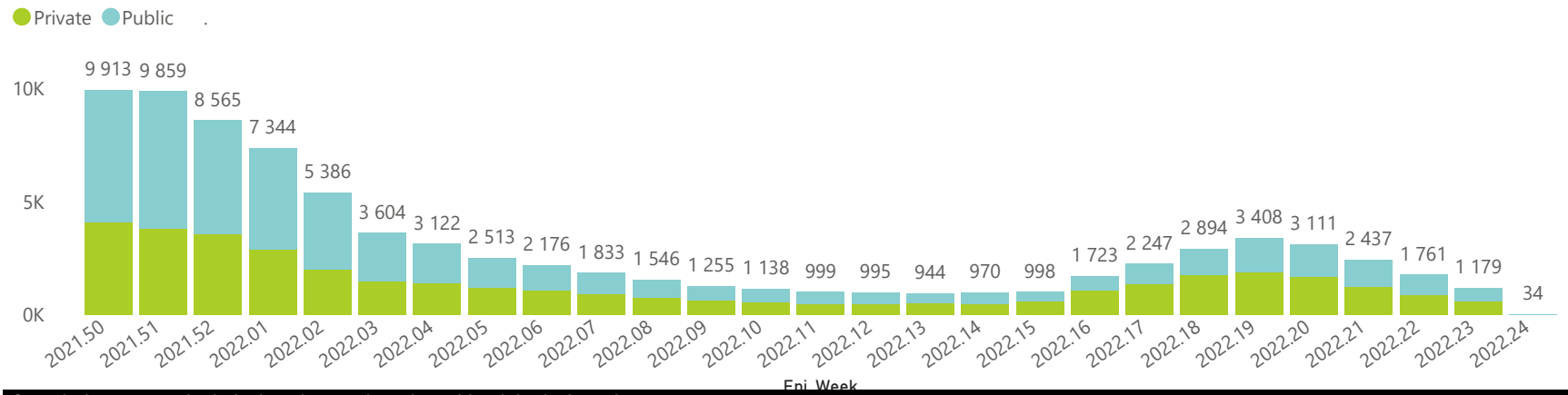
National



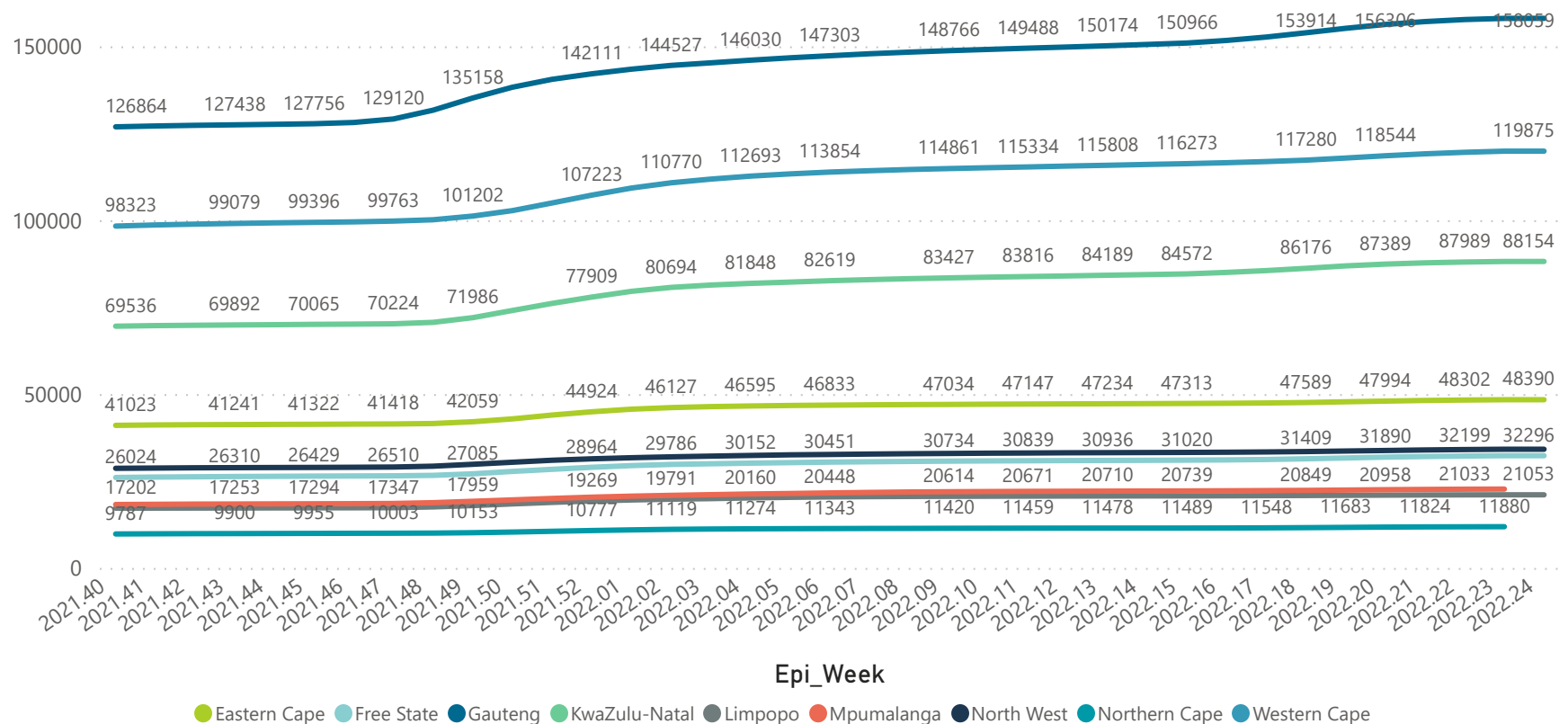
The number of reported admissions may change day-to-day as enrolled facilities back-capture historical data.
The Western Cape government has been unable to provide daily data on patients who are on oxygen or ventilated.
The data below refer to admitted patients who test positive for SARS-CoV-2 on PCR or antigen tests.



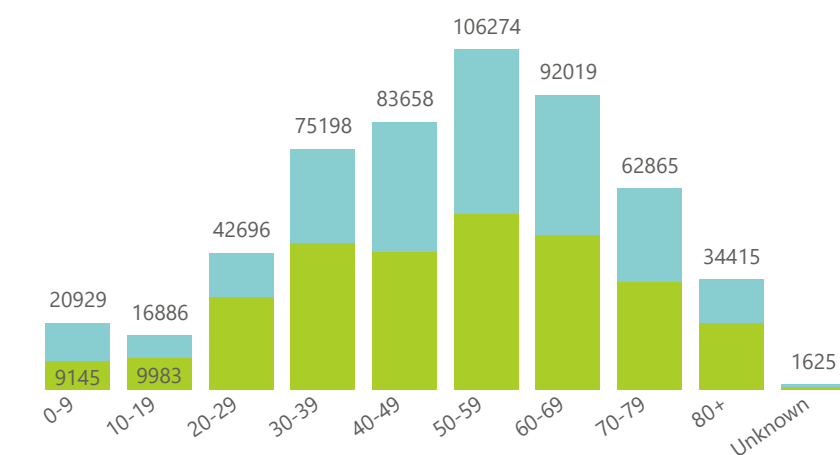
Hospital admissions of COVID-19 cases, by health sector, by epidemiological week



Cumulative reported admissions by province, by epidemiological week

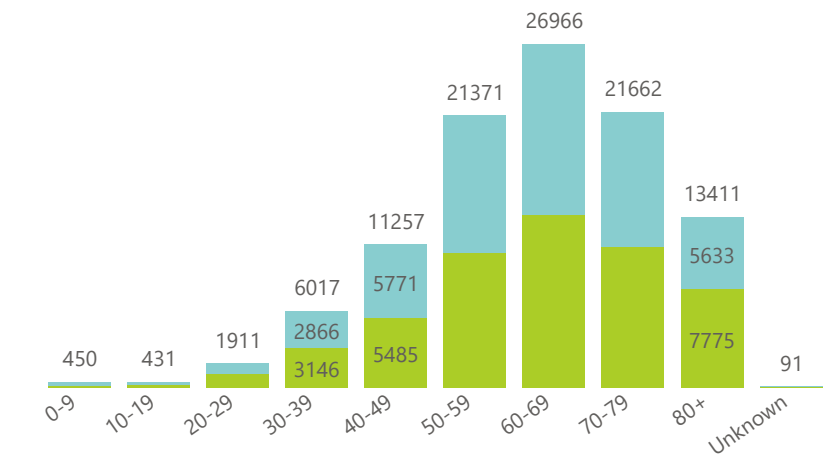


Admissions to date by age group and sex



Female Male Unknown

Deaths to date by age group and sex



Female Male Unknown

13 June 2022

NICD National COVID-19 Hospital Surveillance

National



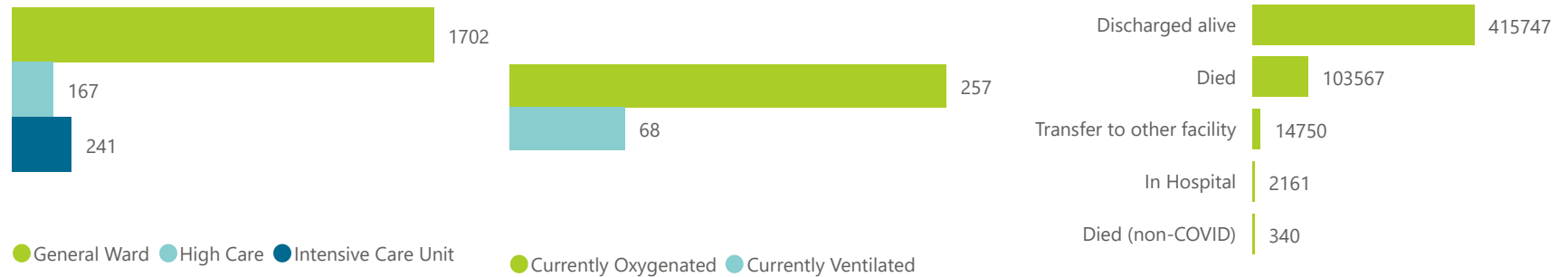
The number of reported admissions may change day-to-day as enrolled facilities back-capture historical data.
The Western Cape government has been unable to provide daily data on patients who are on oxygen or ventilated.
The data below refer to admitted patients who test positive for SARS-CoV-2 on PCR or antigen tests.



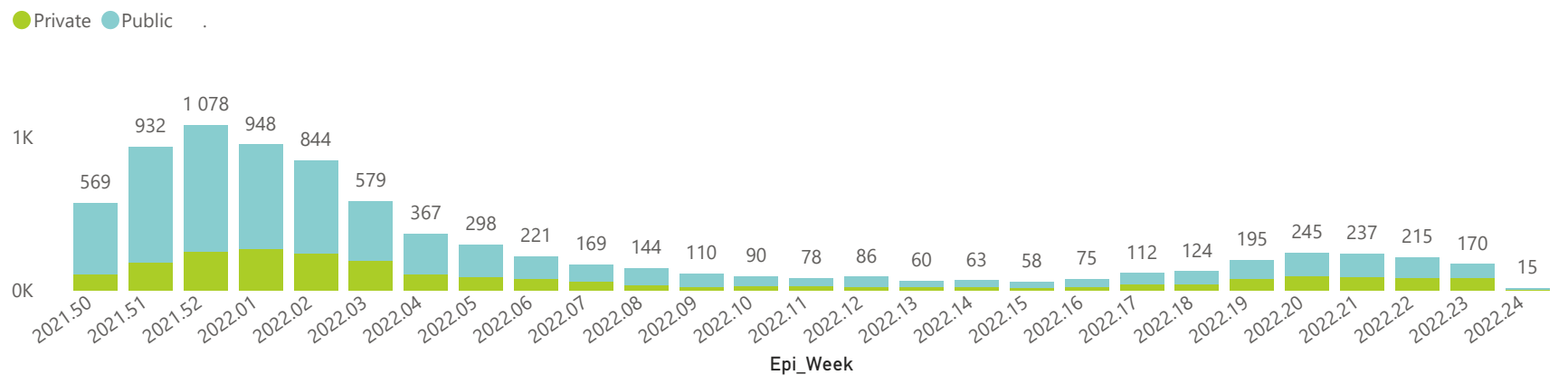
Ward of currently admitted patients

Interventions for currently admitted patients

Admissions to date by discharge type



Deaths by epidemiological week and sector



Summary of reported COVID-19 admissions by province, by sector

Province	Facilities Reporting	Admissions to Date	Died to Date	Discharged to date	Currently Admitted	Currently in ICU	Currently Ventilated	Currently Oxygenated	Admissions in Previous Day
Eastern Cape	104	48390	13243	33056	139	12	7	23	1
Private	18	15722	3393	12231	34	7	3	2	1
Public	86	32668	9850	20825	105	5	4	21	0
Free State	55	32296	6110	23861	105	12	4	26	1
Private	20	14675	2273	12174	56	10	2	2	0
Public	35	17621	3837	11687	49	2	2	24	1
Gauteng	138	158059	30363	123424	872	114	39	96	12
Private	99	89678	15025	73816	372	96	25	24	5
Public	39	68381	15338	49608	500	18	14	72	7
KwaZulu-Natal	117	88154	17454	67015	390	34	7	58	9
Private	47	46179	7392	38250	222	30	6	27	3
Public	70	41975	10062	28765	168	4	1	31	6
Limpopo	48	21053	5335	15079	28	1	1	4	1
Private	7	9251	1709	7392	10	0	0	0	0
Public	41	11802	3626	7687	18	1	1	4	1
Mpumalanga	40	22701	4885	17191	57	3	1	5	0
Private	9	11906	1692	10108	26	3	1	0	0
Public	31	10795	3193	7083	31	0	0	5	0
North West	30	34157	4954	26755	115	6	3	30	2
Private	13	13077	1776	10850	47	5	1	7	0
Public	17	21080	3178	15905	68	1	2	23	2
Northern Cape	35	11880	2454	8809	32	3	2	12	0
Private	6	5733	858	4611	9	1	0	0	0
Public	29	6147	1596	4198	23	2	2	12	0
Western Cape	102	119875	18769	100557	372	56	4	3	6
Private	43	41713	6305	35144	155	21	4	3	1
Public	59	78162	12464	65413	217	35			5
Total	669	536565	103567	415747	2110	241	68	257	32

13 June 2022

NICD National COVID-19 Hospital Surveillance

National



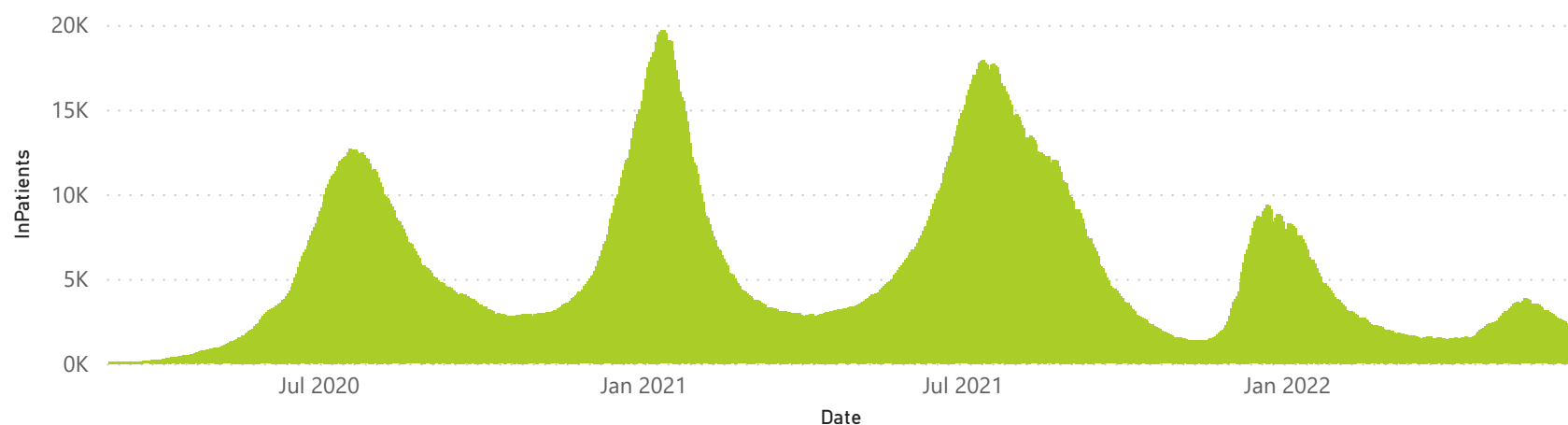
The number of reported admissions may change day-to-day as enrolled facilities back-capture historical data.
The Western Cape government has been unable to provide daily data on patients who are on oxygen or ventilated.
The data below refer to admitted patients who test positive for SARS-CoV-2 on PCR or antigen tests.



Summary of reported COVID-19 admissions by province, by sector

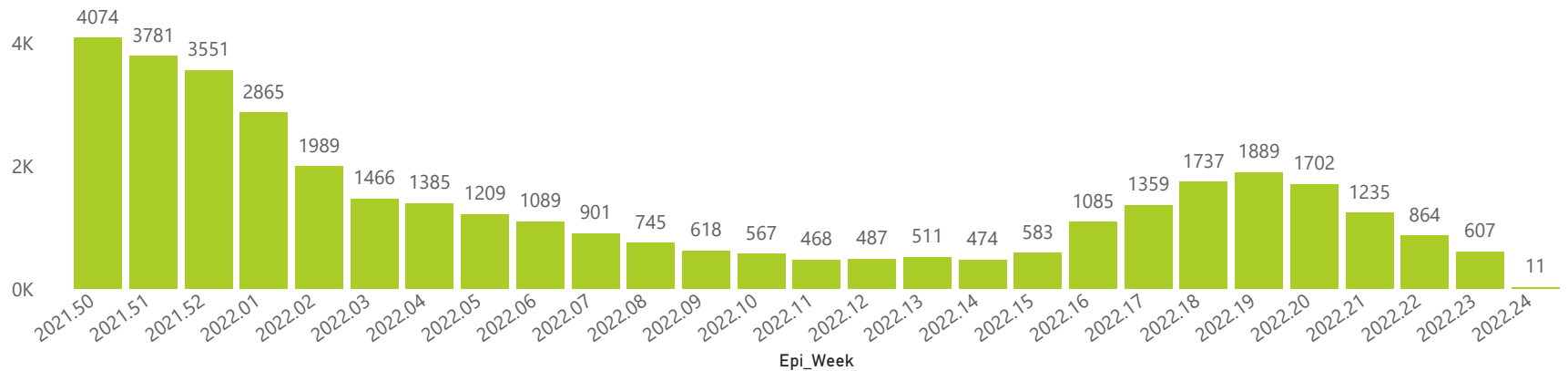
Sector	Facilities Reporting	Admissions to Date	Died to Date	Discharged to date	Currently Admitted	Currently in ICU	Currently Ventilated	Currently Oxygenated	Admissions in Previous Day
Private	262	247934	40423	204576	931	173	42	65	10
Public	407	288631	63144	211171	1179	68	26	192	22
Total	669	536565	103567	415747	2110	241	68	257	32

Daily current In-Patients over time



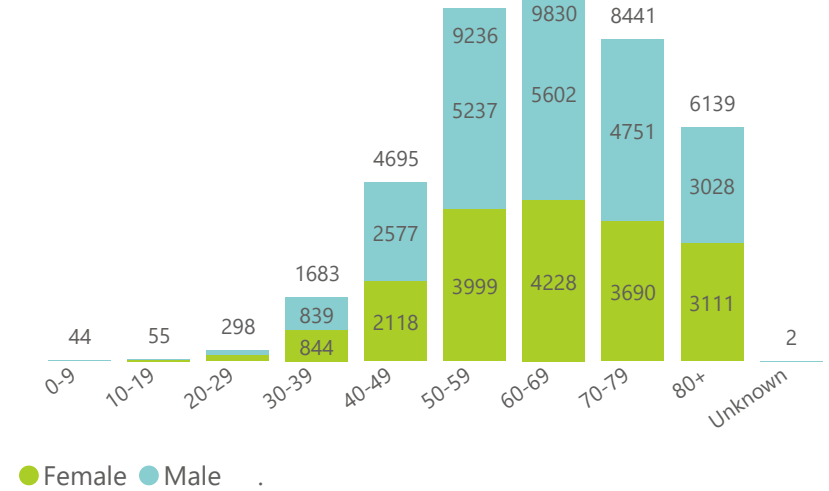
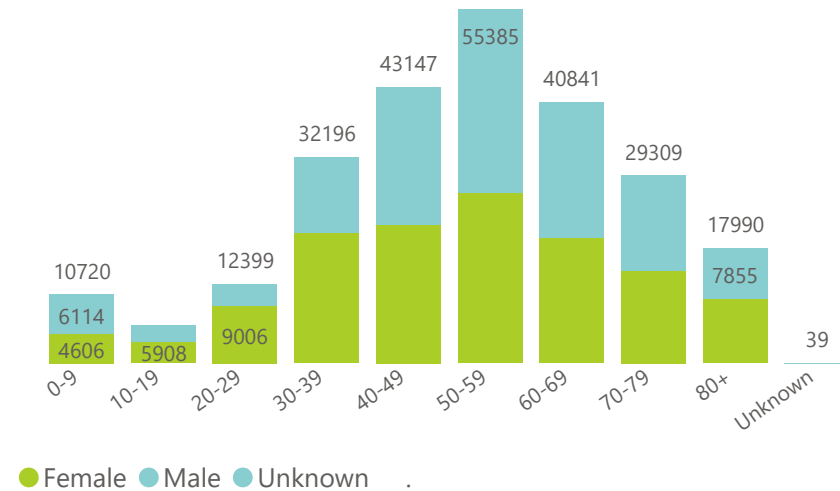
The number of reported admissions may change day-to-day as enrolled facilities back-capture historical data.
The data below refer to admitted patients who test positive for SARS-CoV-2 on PCR or antigen tests.

Hospital admissions of COVID-19 cases, by epidemiological week



Admissions to date by age group and sex

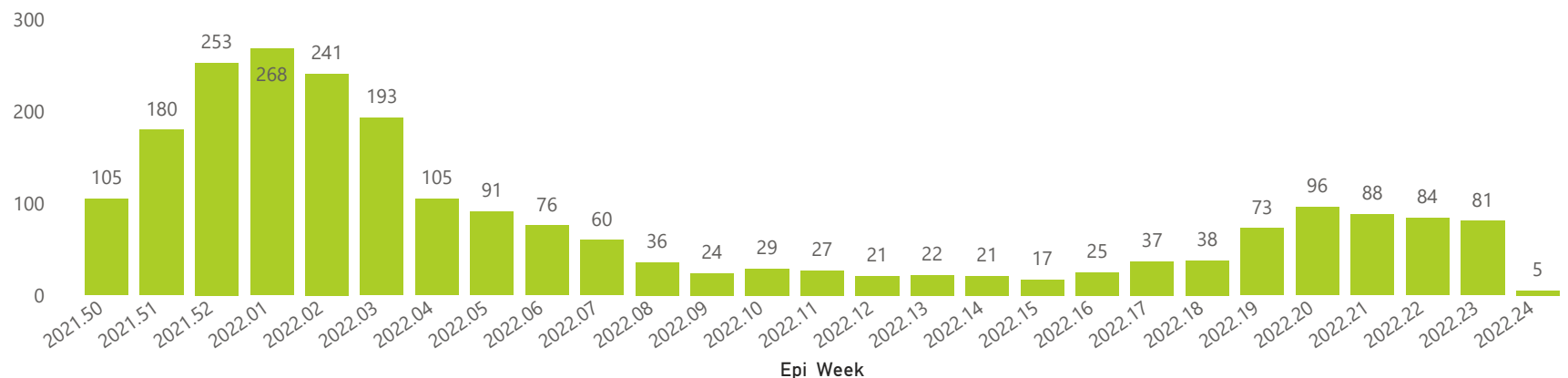
Deaths to date by age group and sex



● Female ● Male ● Unknown

● Female ● Male

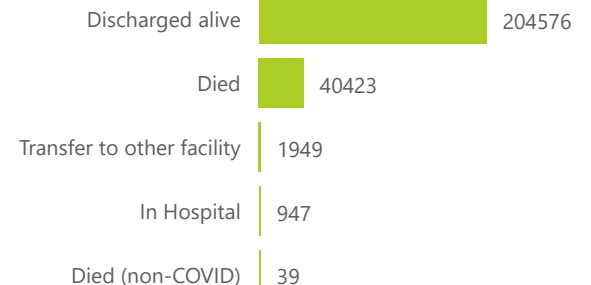
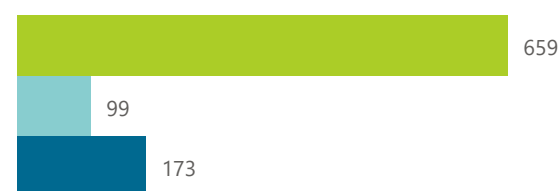
Deaths by epidemiological week



Ward of currently admitted patients

Interventions for currently admitted patients

Admissions to date by discharge type



● General Ward ● High Care ● Intensive Care Unit

● Currently Oxygenated ● Currently Ventilated

13 June 2022

NICD National COVID-19 Hospital Surveillance

Private



The number of reported admissions may change day-to-day as enrolled facilities back-capture historical data.

The data below refer to admitted patients who test positive for SARS-CoV-2 on PCR or antigen tests.



Summary of reported COVID-19 admissions by province

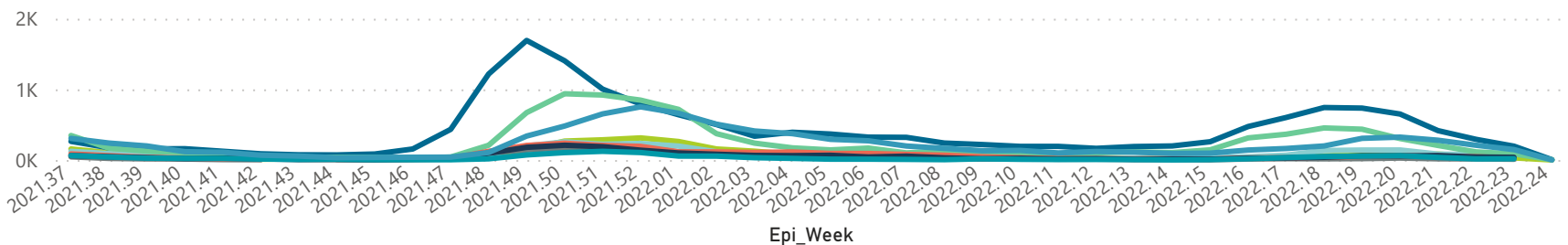
Province	Facilities Reporting	Admissions to Date	Died to Date	Discharged to date	Currently Admitted	Currently in ICU	Currently Ventilated	Currently Oxygenated	Admissions in Previous Day
Gauteng	99	89678	15025	73816	372	96	25	24	5
KwaZulu-Natal	47	46179	7392	38250	222	30	6	27	3
Western Cape	43	41713	6305	35144	155	21	4	3	1
Free State	20	14675	2273	12174	56	10	2	2	0
North West	13	13077	1776	10850	47	5	1	7	0
Eastern Cape	18	15722	3393	12231	34	7	3	2	1
Mpumalanga	9	11906	1692	10108	26	3	1	0	0
Limpopo	7	9251	1709	7392	10	0	0	0	0
Northern Cape	6	5733	858	4611	9	1	0	0	0
Total	262	247934	40423	204576	931	173	42	65	10

Summary of reported COVID-19 admissions by hospital group

Hospital_Group	Facilities Reporting	Admissions to Date	Died to Date	Discharged to date	Currently Admitted	Currently in ICU	Currently Ventilated	Currently Oxygenated	Admissions in Previous Day
NHN	69	25621	3685	20768	128	12	10	42	1
Netcare	63	66791	13185	53117	220	83	14	0	1
Life Healthcare	51	56847	8730	47910	161	34	7	10	7
Mediclinic	51	68808	10639	57812	219	29	7	2	0
Lenmed	10	12139	1560	10150	55	10	3	4	0
Clinix	8	4835	765	3960	75	2	0	1	0
Melomed	5	9765	1419	8293	35	1	0	0	1
JMH	4	2953	439	2408	34	2	1	6	0
Independent	1	175	1	158	4	0	0	0	0
Total	262	247934	40423	204576	931	173	42	65	10

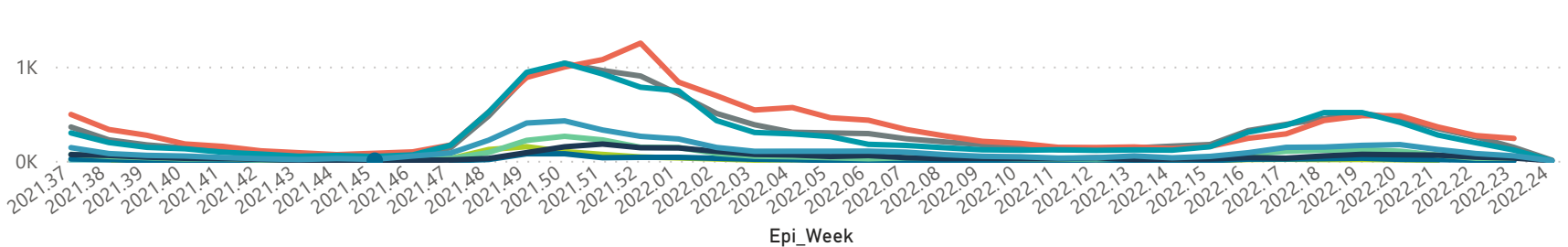
Hospital admissions by province

Province ● Eastern Cape ● Free State ● Gauteng ● KwaZulu-Natal ● Limpopo ● Mpumalanga ● North West ● Northern Cape ● Western Cape



Hospital admissions by hospital group

Group ● Clinix ● Independent ● JMH ● Lenmed ● Life Healthcare ● Mediclinic ● Melomed ● Netcare ● NHN



Admissions by hospital group

Deaths by hospital group

