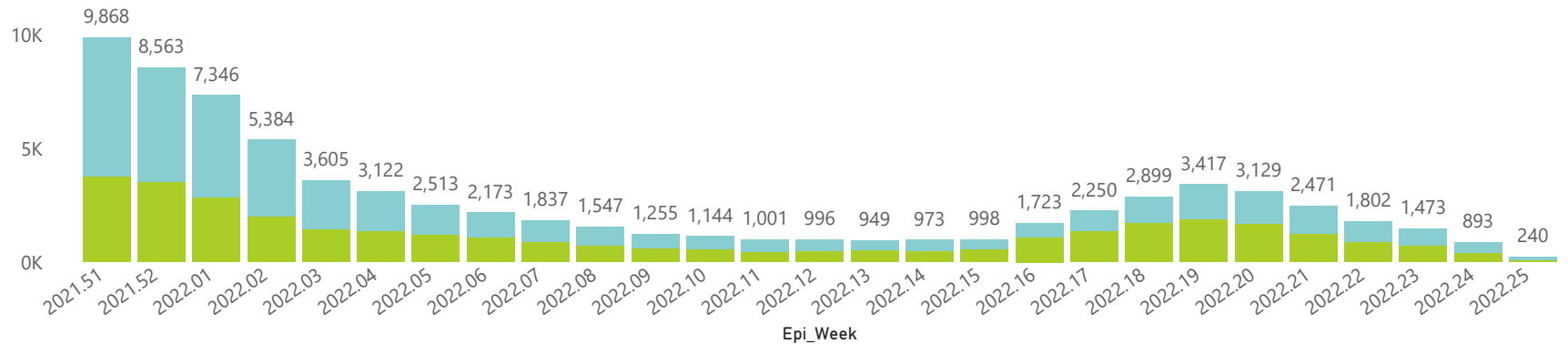


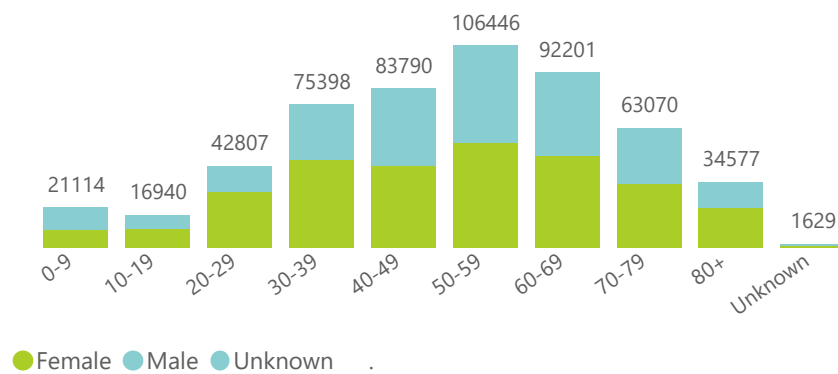
The number of reported admissions may change day-to-day as enrolled facilities back-capture historical data.
The Western Cape government has been unable to provide daily data on patients who are on oxygen or ventilated.
The data below refer to admitted patients who test positive for SARS-CoV-2 on PCR or antigen tests.

Hospital admissions of COVID-19 cases, by health sector, by epidemiological week

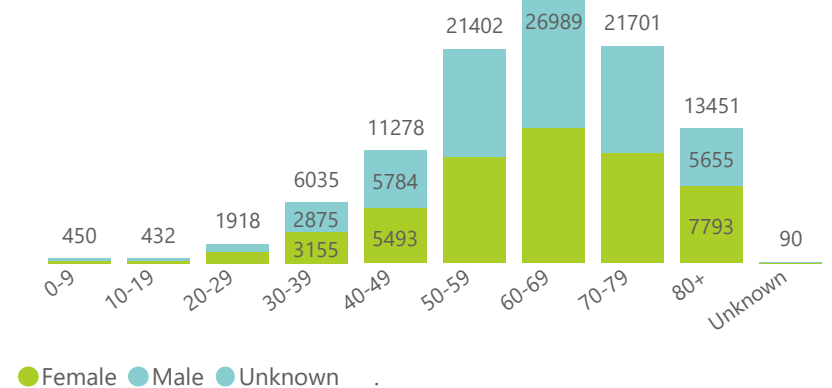
Private Public



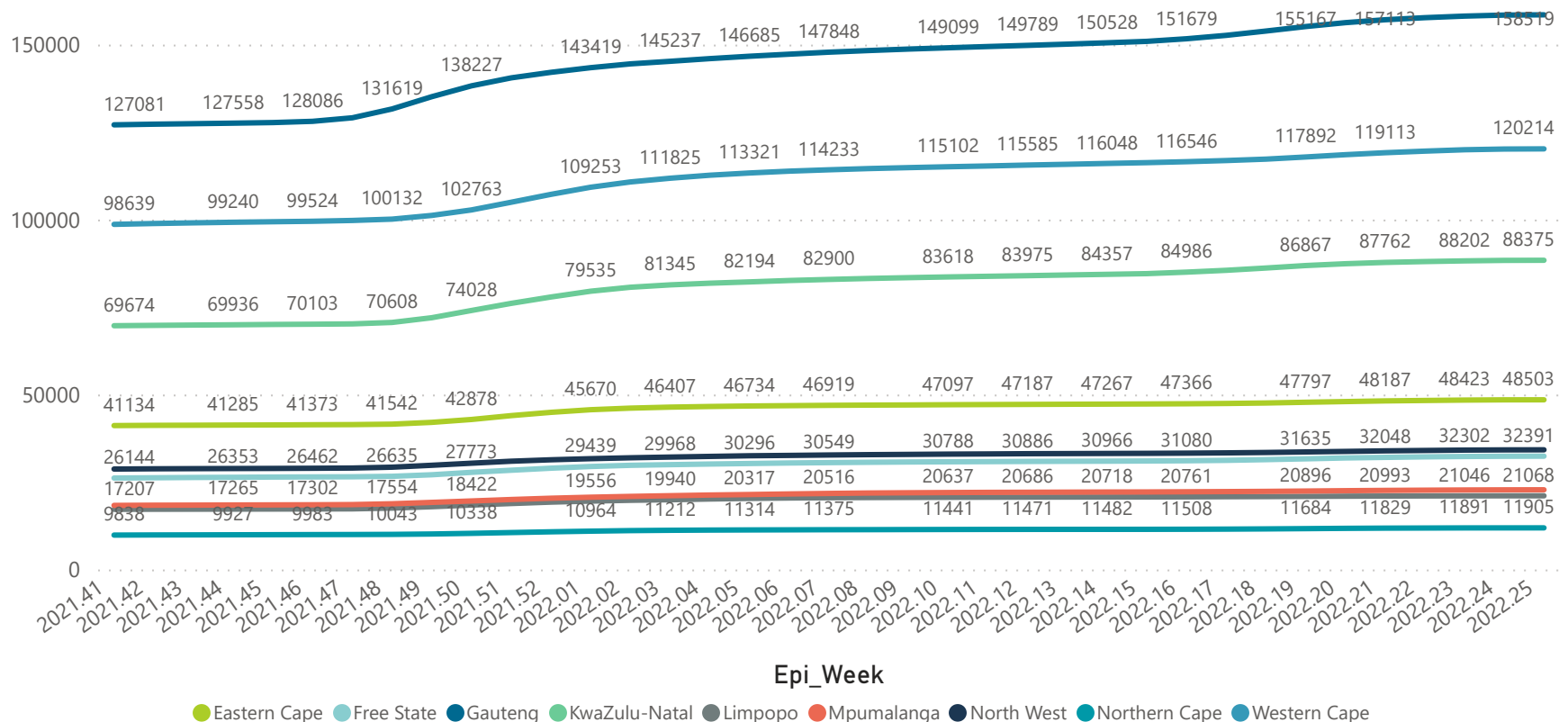
Admissions to date by age group and sex



Deaths to date by age group and sex



Cumulative reported admissions by province, by epidemiological week



Wednesday, June 22, 2022

NICD National COVID-19 Hospital Surveillance

National



The number of reported admissions may change day-to-day as enrolled facilities back-capture historical data.
The Western Cape government has been unable to provide daily data on patients who are on oxygen or ventilated.
The data below refer to admitted patients who test positive for SARS-CoV-2 on PCR or antigen tests.



Ward of currently admitted patients



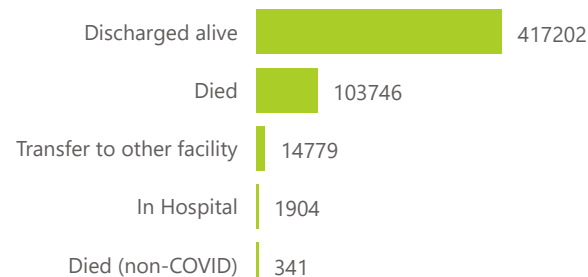
● General Ward ● High Care ● Intensive Care Unit

Interventions for currently admitted patients



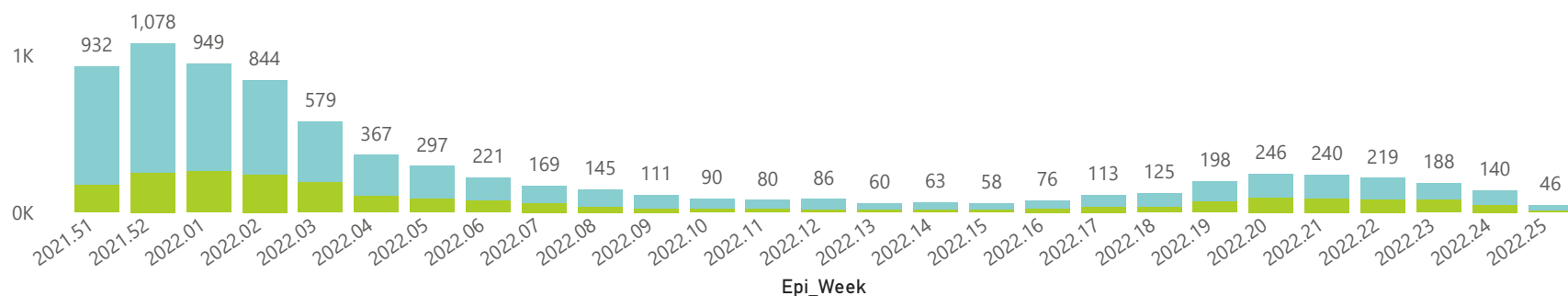
● Currently Oxygenated ● Currently Ventilated

Admissions to date by discharge type



Deaths by epidemiological week and sector

● Private ● Public



Summary of reported COVID-19 admissions by province, by sector

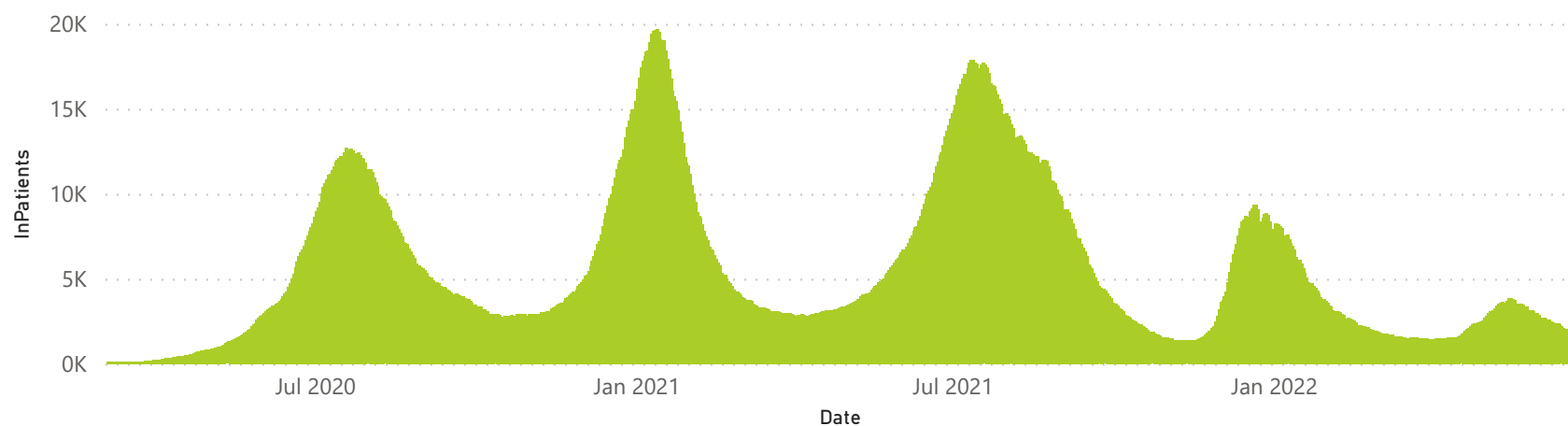
Province	Facilities Reporting	Admissions to Date	Died to Date	Discharged to date	Currently Admitted	Currently in ICU	Currently Ventilated	Currently Oxygenated	Admissions in Previous Day
Eastern Cape	104	48503	13259	33178	111	9	6	15	1
Private	18	15765	3397	12281	23	4	2	0	0
Public	86	32738	9862	20897	88	5	4	15	1
Free State	55	32391	6118	23947	101	4	2	35	5
Private	20	14716	2276	12220	48	3	1	7	1
Public	35	17675	3842	11727	53	1	1	28	4
Gauteng	138	158519	30419	123895	792	109	42	90	8
Private	99	89921	15048	74064	344	93	27	31	2
Public	39	68598	15371	49831	448	16	15	59	6
KwaZulu-Natal	117	88375	17488	67231	358	29	10	46	8
Private	47	46275	7397	38366	195	26	8	23	3
Public	70	42100	10091	28865	163	3	2	23	5
Limpopo	48	21068	5334	15095	24	2	1	7	0
Private	7	9267	1709	7405	12	1	0	1	0
Public	41	11801	3625	7690	12	1	1	6	0
Mpumalanga	40	22785	4899	17261	55	4	1	3	3
Private	9	11951	1697	10145	29	4	1	0	1
Public	31	10834	3202	7116	26	0	0	3	2
North West	30	34212	4970	26810	102	7	3	28	7
Private	13	13107	1776	10878	48	7	2	8	2
Public	17	21105	3194	15932	54	0	1	20	5
Northern Cape	35	11905	2457	8834	27	3	3	8	0
Private	6	5747	858	4625	8	1	1	0	0
Public	29	6158	1599	4209	19	2	2	8	0
Western Cape	102	120214	18802	100951	284	38	4	1	5
Private	43	41865	6317	35328	111	16	4	1	2
Public	59	78349	12485	65623	173	22			3
Total	669	537972	103746	417202	1854	205	72	233	37

The number of reported admissions may change day-to-day as enrolled facilities back-capture historical data.
The Western Cape government has been unable to provide daily data on patients who are on oxygen or ventilated.
The data below refer to admitted patients who test positive for SARS-CoV-2 on PCR or antigen tests.

Summary of reported COVID-19 admissions by province, by sector

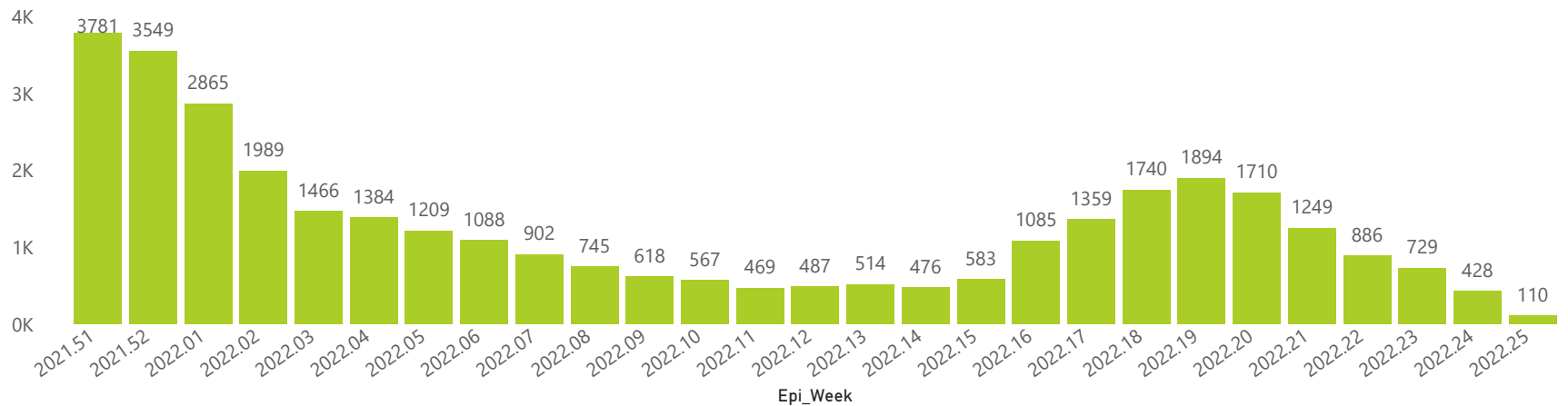
Sector	Facilities Reporting	Admissions to Date	Died to Date	Discharged to date	Currently Admitted	Currently in ICU	Currently Ventilating	Currently Oxygenated	Admissions in Previous Day
Private	262	248614	40475	205312	818	155	46	71	11
Public	407	289358	63271	211890	1036	50	26	162	26
Total	669	537972	103746	417202	1854	205	72	233	37

Daily current In-Patients over time

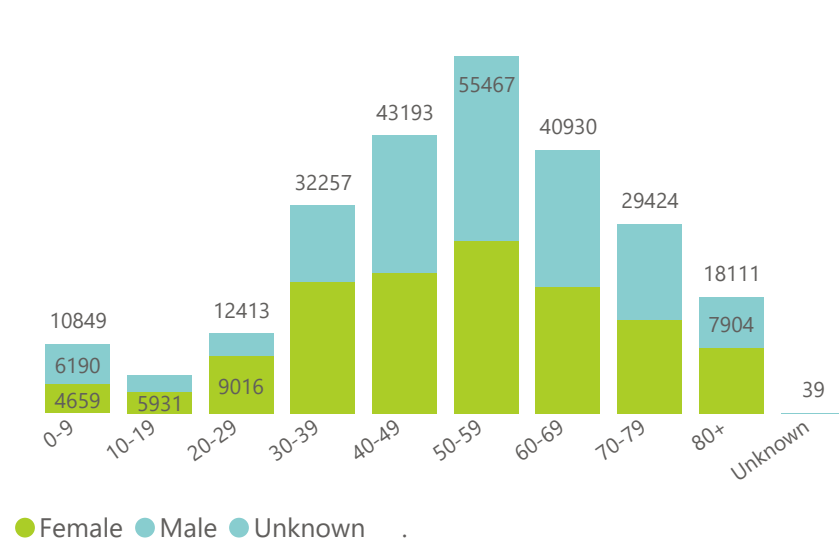


The number of reported admissions may change day-to-day as enrolled facilities back-capture historical data.
The data below refer to admitted patients who test positive for SARS-CoV-2 on PCR or antigen tests.

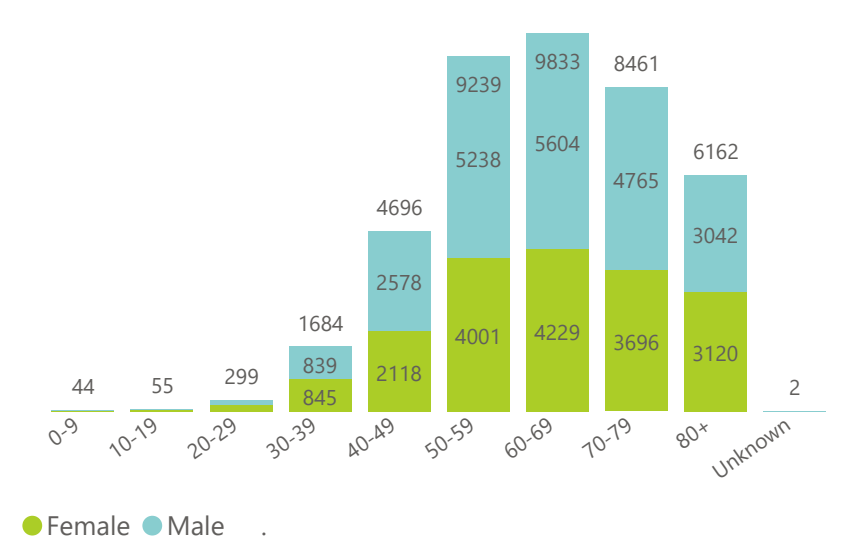
Hospital admissions of COVID-19 cases, by epidemiological week



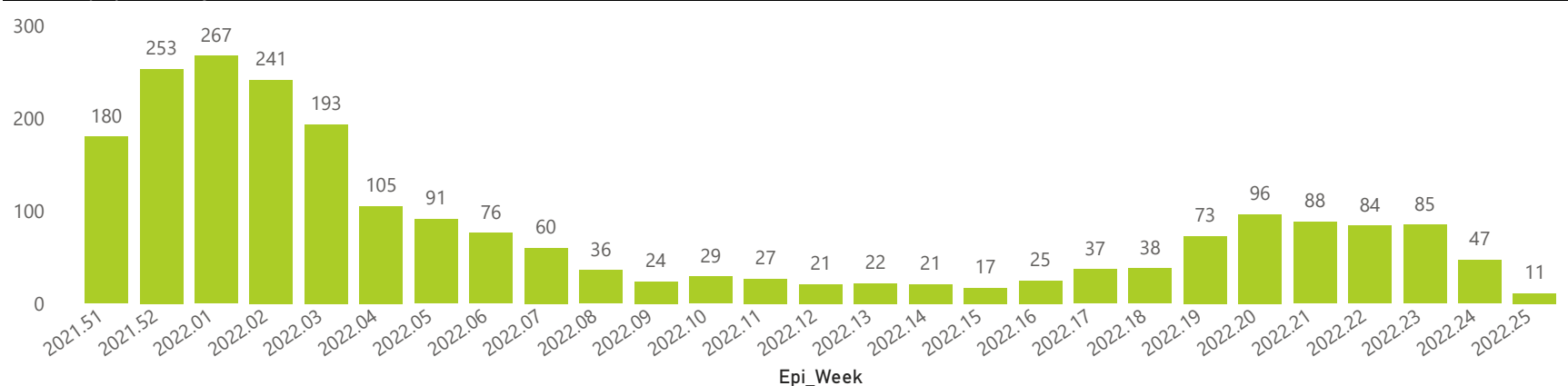
Admissions to date by age group and sex



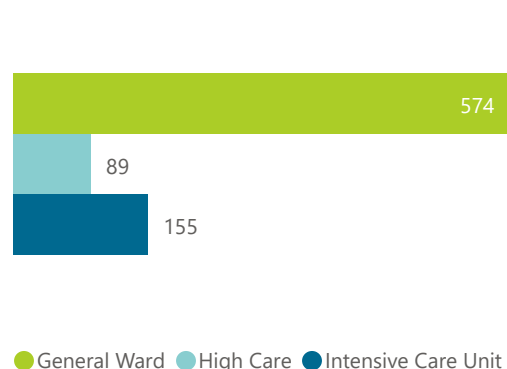
Deaths to date by age group and sex



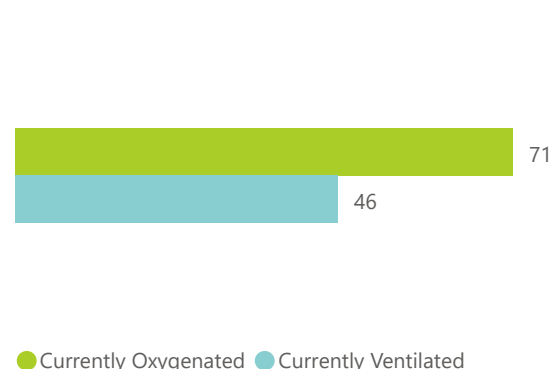
Deaths by epidemiological week



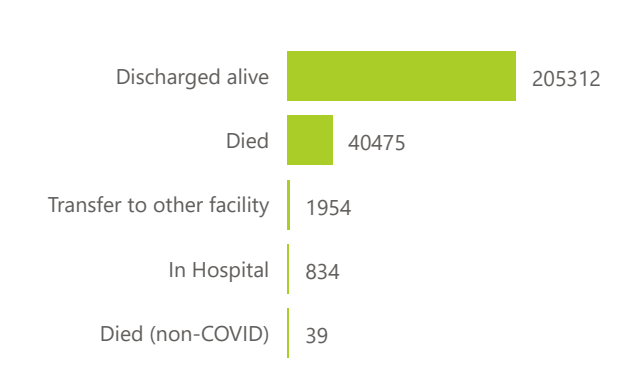
Ward of currently admitted patients



Interventions for currently admitted patients



Admissions to date by discharge type



The number of reported admissions may change day-to-day as enrolled facilities back-capture historical data.

The data below refer to admitted patients who test positive for SARS-CoV-2 on PCR or antigen tests.

Summary of reported COVID-19 admissions by province

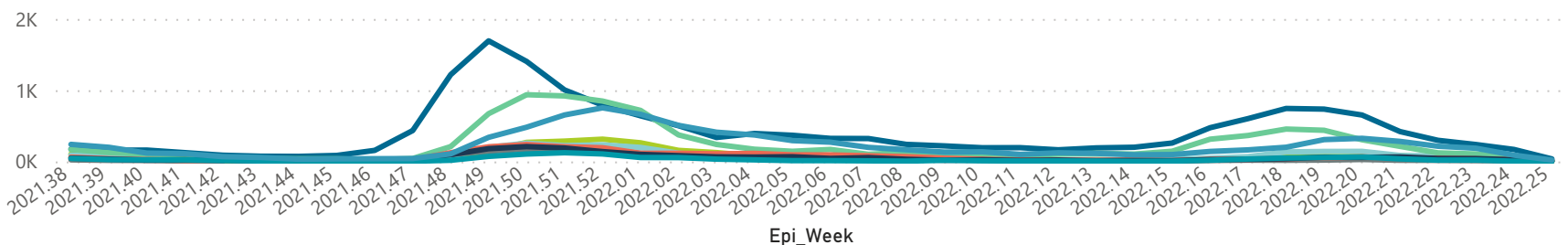
Province	Facilities Reporting	Admissions to Date	Died to Date	Discharged to date	Currently Admitted	Currently in ICU	Currently Ventilated	Currently Oxygenated	Admissions in Previous Day
Gauteng	99	89921	15048	74064	344	93	27	31	2
KwaZulu-Natal	47	46275	7397	38366	195	26	8	23	3
Western Cape	43	41865	6317	35328	111	16	4	1	2
Free State	20	14716	2276	12220	48	3	1	7	1
North West	13	13107	1776	10878	48	7	2	8	2
Mpumalanga	9	11951	1697	10145	29	4	1	0	1
Eastern Cape	18	15765	3397	12281	23	4	2	0	0
Limpopo	7	9267	1709	7405	12	1	0	1	0
Northern Cape	6	5747	858	4625	8	1	1	0	0
Total	262	248614	40475	205312	818	155	46	71	11

Summary of reported COVID-19 admissions by hospital group

Hospital_Group	Facilities Reporting	Admissions to Date	Died to Date	Discharged to date	Currently Admitted	Currently in ICU	Currently Ventilated	Currently Oxygenated	Admissions in Previous Day
NHN	69	25686	3691	20833	120	11	11	41	2
Netcare	63	66964	13204	53274	217	77	17	3	2
Life Healthcare	51	57046	8740	48122	138	34	8	10	4
Mediclinic	51	68996	10657	58036	164	20	5	6	0
Lenmed	10	12173	1560	10188	49	9	4	5	2
Clinix	8	4824	762	3953	74	2	0	1	0
Melomed	5	9800	1422	8341	19	0	0	0	1
JMH	4	2950	438	2407	33	2	1	5	0
Independent	1	175	1	158	4	0	0	0	0
Total	262	248614	40475	205312	818	155	46	71	11

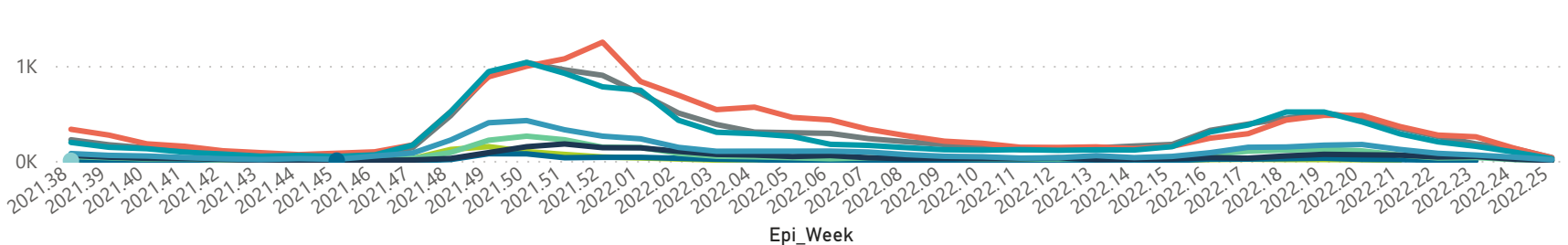
Hospital admissions by province

Province ● Eastern Cape ● Free State ● Gauteng ● KwaZulu-Natal ● Limpopo ● Mpumalanga ● North West ● Northern Cape ● Western Cape



Hospital admissions by hospital group

Group ● Clinix ● Independent ● JMH ● Lenmed ● Life Healthcare ● Mediclinic ● Melomed ● Netcare ● NHN



Admissions by hospital group

Deaths by hospital group

