

Saturday, 25 June 2022

NICD National COVID-19 Hospital Surveillance

National

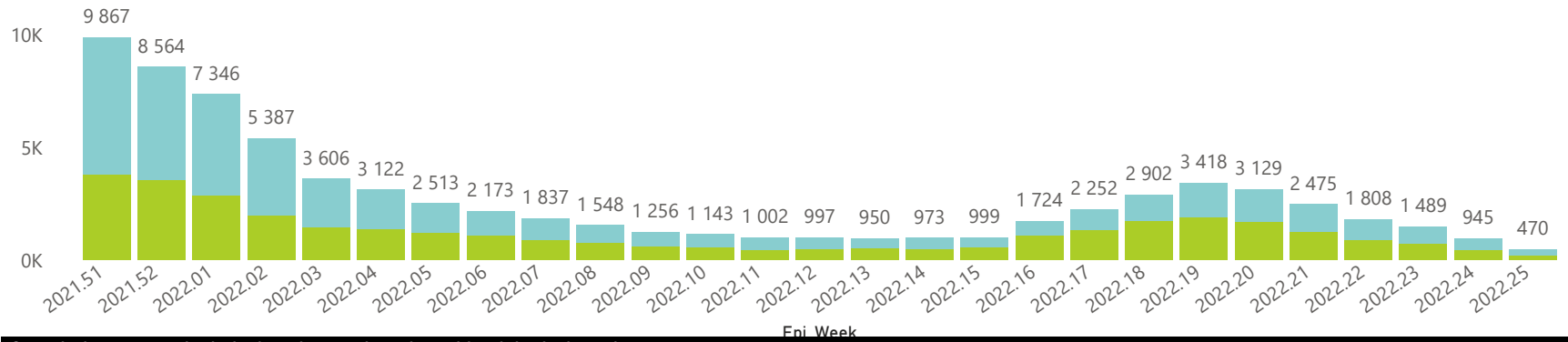


The number of reported admissions may change day-to-day as enrolled facilities back-capture historical data.
The Western Cape government has been unable to provide daily data on patients who are on oxygen or ventilated.
The data below refer to admitted patients who test positive for SARS-CoV-2 on PCR or antigen tests.

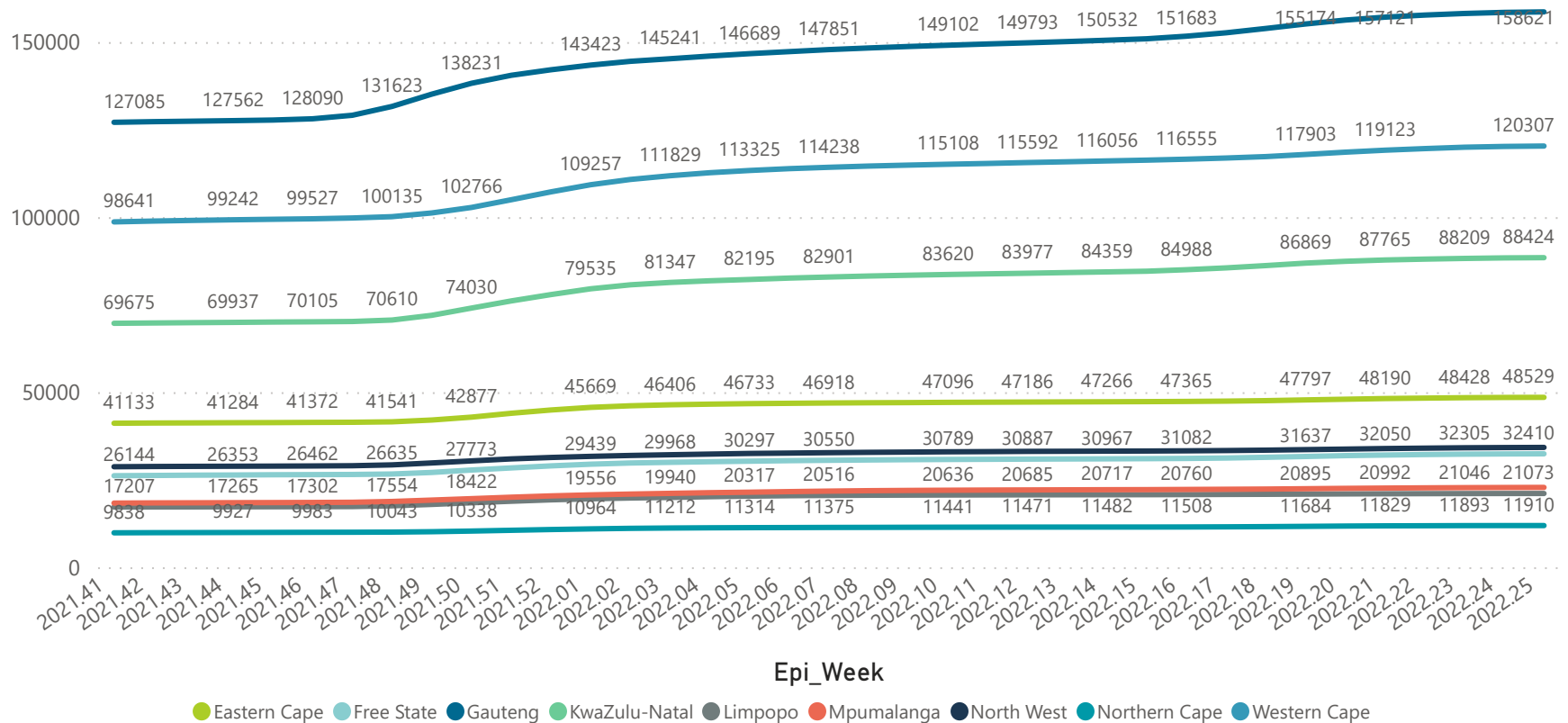


Hospital admissions of COVID-19 cases, by health sector, by epidemiological week

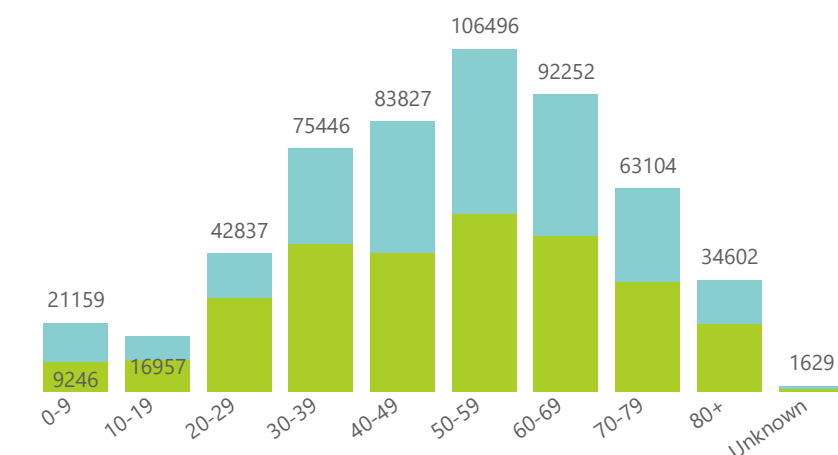
Private Public



Cumulative reported admissions by province, by epidemiological week

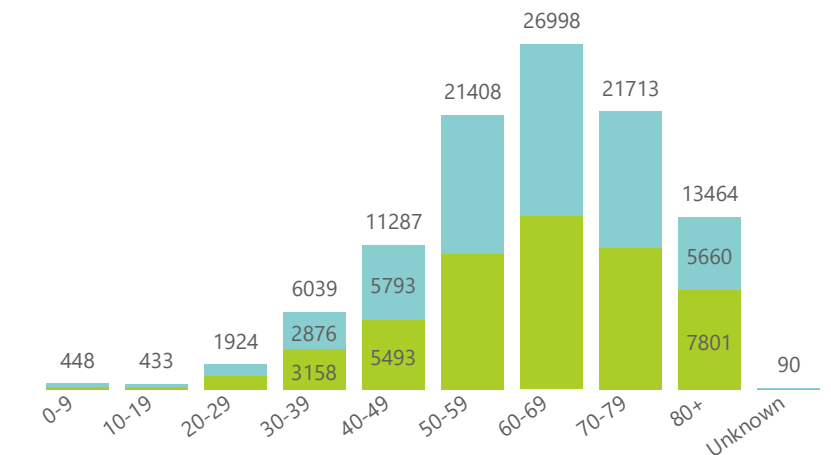


Admissions to date by age group and sex



Female Male Unknown

Deaths to date by age group and sex



Female Male Unknown

Saturday, 25 June 2022

NICD National COVID-19 Hospital Surveillance

National



The number of reported admissions may change day-to-day as enrolled facilities back-capture historical data.
The Western Cape government has been unable to provide daily data on patients who are on oxygen or ventilated.
The data below refer to admitted patients who test positive for SARS-CoV-2 on PCR or antigen tests.



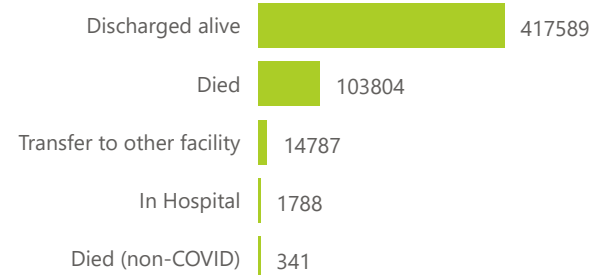
Ward of currently admitted patients



Interventions for currently admitted patients



Admissions to date by discharge type

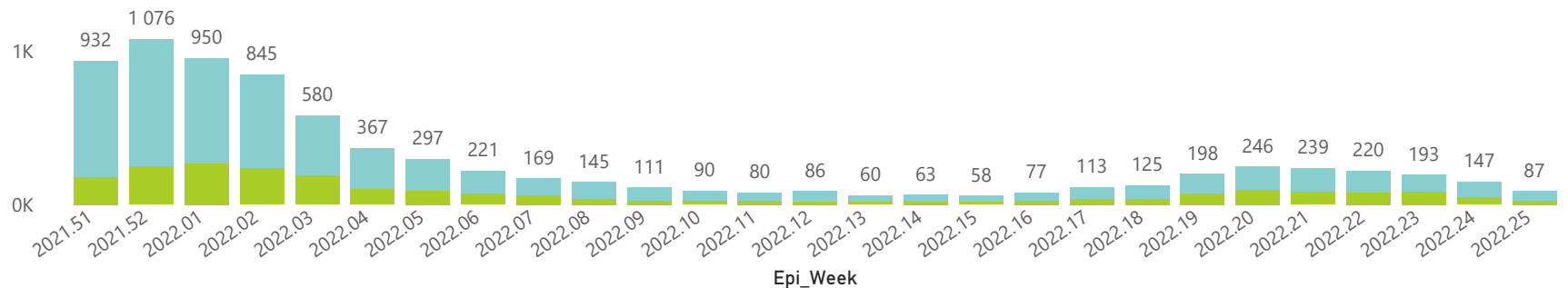


● General Ward ● High Care ● Intensive Care Unit

● Currently Oxygenated ● Currently Ventilated

Deaths by epidemiological week and sector

● Private ● Public



Summary of reported COVID-19 admissions by province, by sector

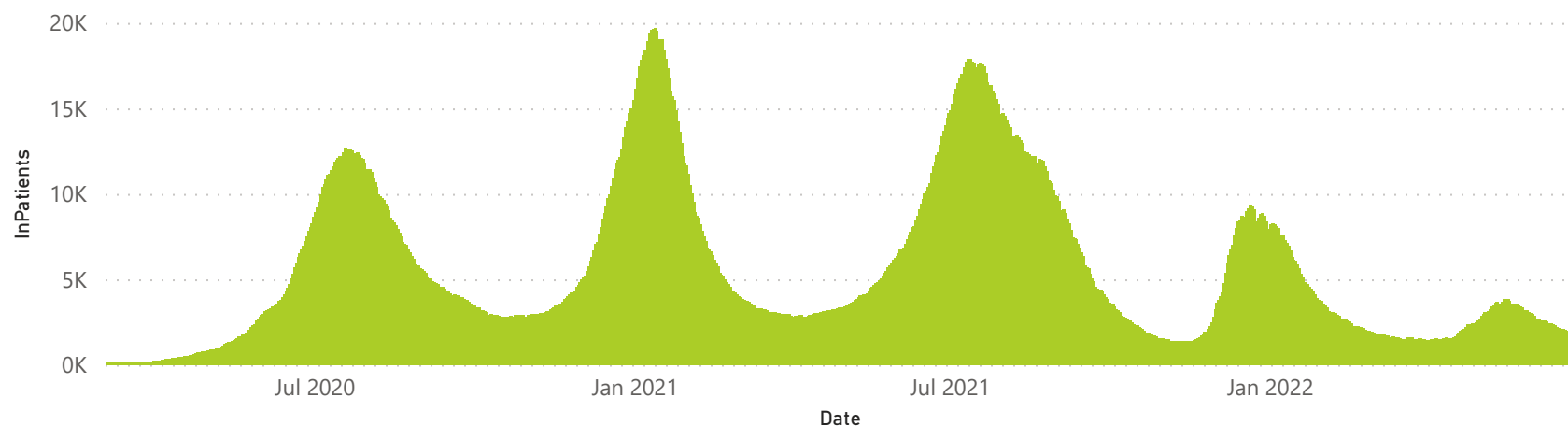
Province	Facilities Reporting	Admissions to Date	Died to Date	Discharged to date	Currently Admitted	Currently in ICU	Currently Ventilated	Currently Oxygenated	Admissions in Previous Day
Gauteng	138	158621	30446	124013	748	102	43	97	2
Public	39	68638	15382	49885	423	19	18	79	2
Private	99	89983	15064	74128	325	83	25	18	0
KwaZulu-Natal	117	88424	17498	67292	333	29	9	44	1
Private	47	46301	7399	38393	192	25	7	22	0
Public	70	42123	10099	28899	141	4	2	22	1
Free State	55	32410	6119	23970	95	4	2	31	1
Public	35	17681	3843	11738	47	1	1	29	0
Private	20	14729	2276	12232	48	3	1	2	1
North West	30	34227	4976	26834	86	6	3	23	1
Public	17	21117	3200	15949	42	0	1	17	1
Private	13	13110	1776	10885	44	6	2	6	0
Eastern Cape	104	48530	13264	33208	104	10	6	15	0
Public	86	32757	9866	20913	86	5	4	15	0
Private	18	15773	3398	12295	18	5	2	0	0
Limpopo	48	21073	5334	15099	25	2	2	8	0
Public	41	11802	3625	7689	14	1	2	8	0
Private	7	9271	1709	7410	11	1	0	0	0
Northern Cape	35	11910	2455	8843	25	3	3	8	0
Public	29	6160	1599	4213	17	2	2	8	0
Private	6	5750	856	4630	8	1	1	0	0
Mpumalanga	40	22807	4910	17275	52	5	2	3	0
Public	31	10849	3213	7123	23	0	0	3	0
Private	9	11958	1697	10152	29	5	2	0	0
Western Cape	102	120307	18802	101055	257	41	6	1	2
Private	43	41897	6318	35365	105	19	6	1	0
Public	59	78410	12484	65690	152	22			2
Total	669	538309	103804	417589	1725	202	76	230	7

The number of reported admissions may change day-to-day as enrolled facilities back-capture historical data.
The Western Cape government has been unable to provide daily data on patients who are on oxygen or ventilated.
The data below refer to admitted patients who test positive for SARS-CoV-2 on PCR or antigen tests.

Summary of reported COVID-19 admissions by province, by sector

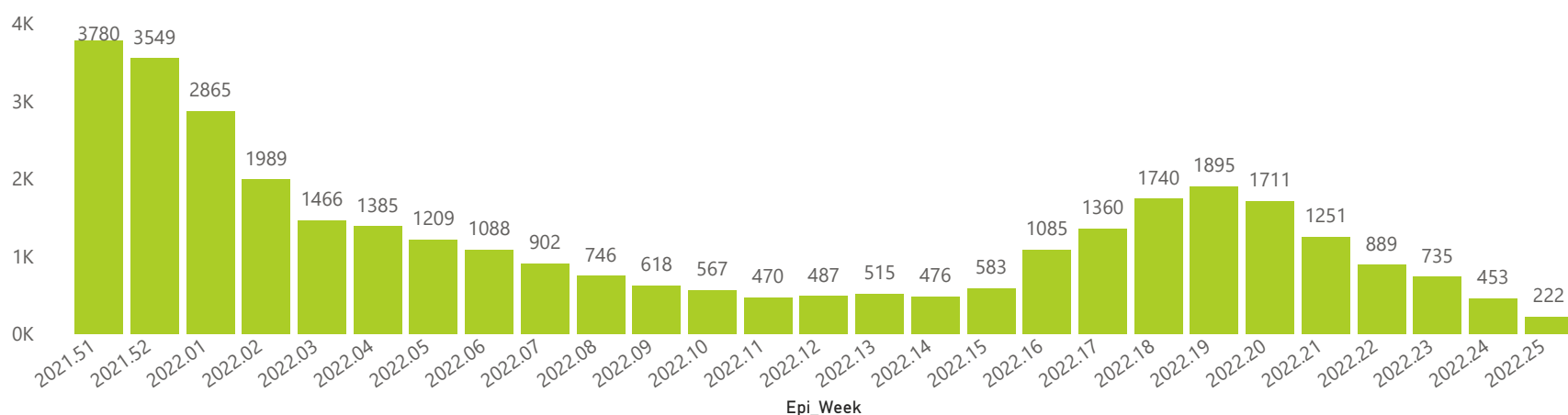
Sector	Facilities Reporting	Admissions to Date	Died to Date	Discharged to date	Currently Admitted	Currently in ICU	Currently Ventilated	Currently Oxygenated	Admissions in Previous Day
Private	262	248772	40493	205490	780	148	46	49	1
Public	407	289537	63311	212099	945	54	30	181	6
Total	669	538309	103804	417589	1725	202	76	230	7

Daily current In-Patients over time

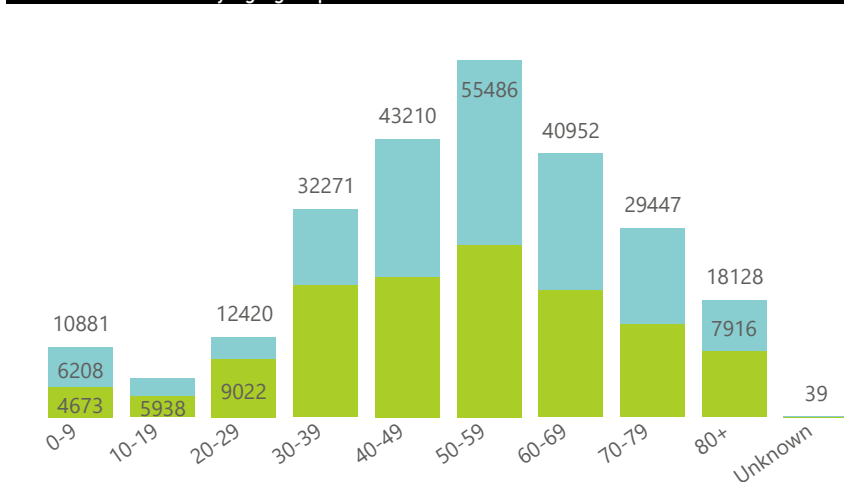


The number of reported admissions may change day-to-day as enrolled facilities back-capture historical data.
The data below refer to admitted patients who test positive for SARS-CoV-2 on PCR or antigen tests.

Hospital admissions of COVID-19 cases, by epidemiological week

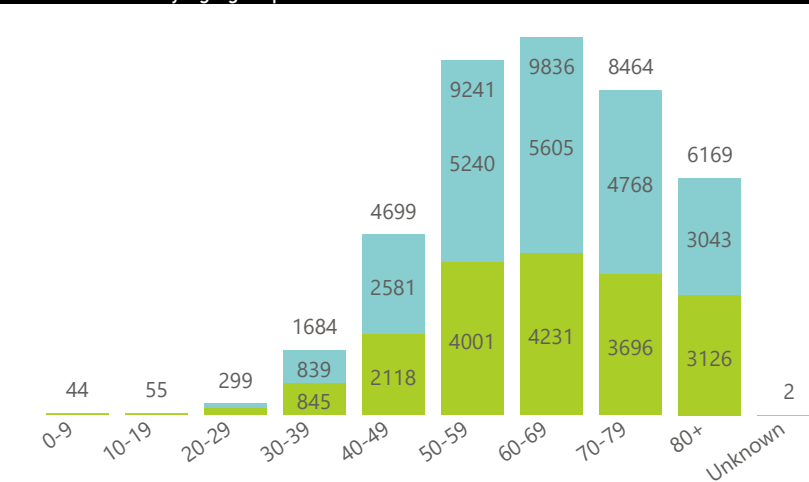


Admissions to date by age group and sex



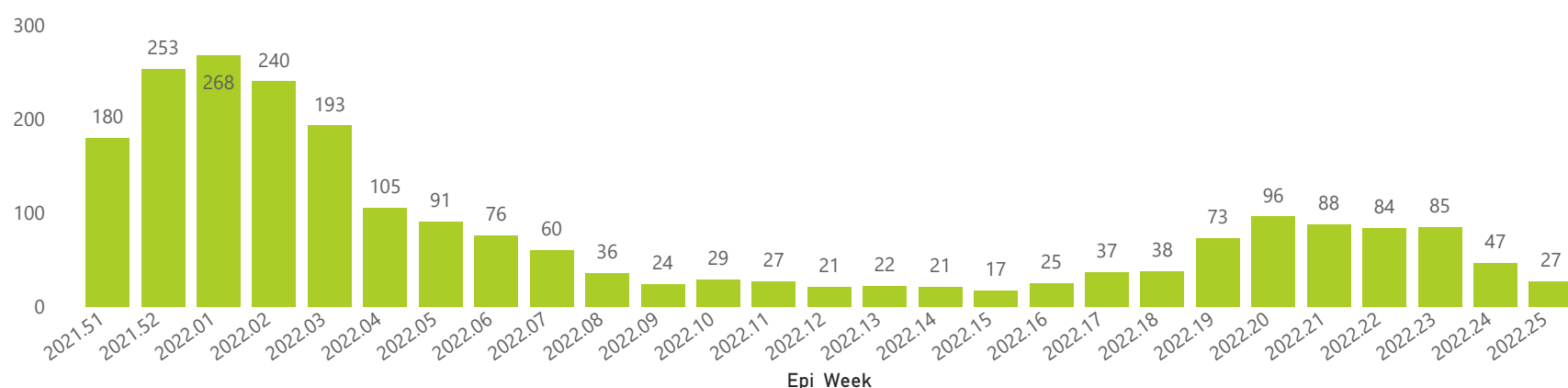
● Female ● Male ● Unknown

Deaths to date by age group and sex

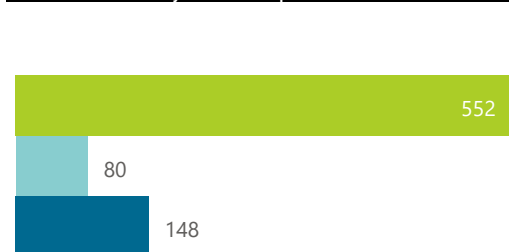


● Female ● Male

Deaths by epidemiological week



Ward of currently admitted patients



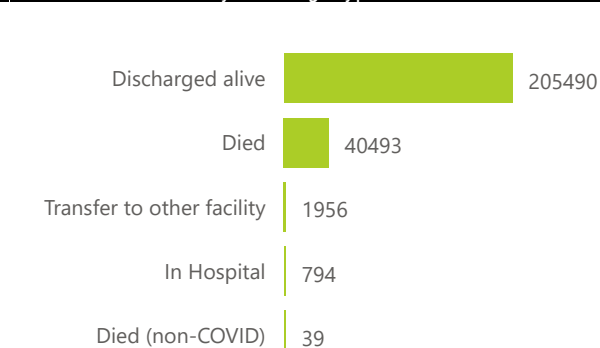
● General Ward ● High Care ● Intensive Care Unit

Interventions for currently admitted patients



● Currently Oxygenated ● Currently Ventilated

Admissions to date by discharge type



The number of reported admissions may change day-to-day as enrolled facilities back-capture historical data.
The data below refer to admitted patients who test positive for SARS-CoV-2 on PCR or antigen tests.

Summary of reported COVID-19 admissions by province

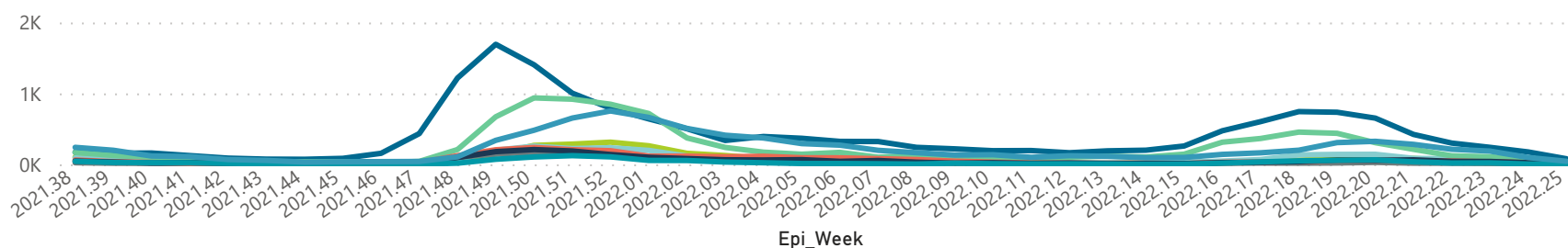
Province	Facilities Reporting	Admissions to Date	Died to Date	Discharged to date	Currently Admitted	Currently in ICU	Currently Ventilated	Currently Oxygenated	Admissions in Previous Day
Gauteng	99	89983	15064	74128	325	83	25	18	0
KwaZulu-Natal	47	46301	7399	38393	192	25	7	22	0
Western Cape	43	41897	6318	35365	105	19	6	1	0
Free State	20	14729	2276	12232	48	3	1	2	1
North West	13	13110	1776	10885	44	6	2	6	0
Mpumalanga	9	11958	1697	10152	29	5	2	0	0
Eastern Cape	18	15773	3398	12295	18	5	2	0	0
Limpopo	7	9271	1709	7410	11	1	0	0	0
Northern Cape	6	5750	856	4630	8	1	1	0	0
Total	262	248772	40493	205490	780	148	46	49	1

Summary of reported COVID-19 admissions by hospital group

Hospital_Group	Facilities Reporting	Admissions to Date	Died to Date	Discharged to date	Currently Admitted	Currently in ICU	Currently Ventilated	Currently Oxygenated	Admissions in Previous Day
NHN	69	25693	3700	20843	109	10	8	36	0
Netcare	63	67015	13212	53340	194	66	17	1	1
Life Healthcare	51	57071	8743	48160	122	31	7	2	0
Mediclinic	51	69055	10655	58083	178	25	9	0	0
Lenmed	10	12176	1560	10191	48	9	4	4	0
Clinix	8	4824	762	3953	74	2	0	1	0
Melomed	5	9813	1422	8355	18	3	0	0	0
JMH	4	2950	438	2407	33	2	1	5	0
Independent	1	175	1	158	4	0	0	0	0
Total	262	248772	40493	205490	780	148	46	49	1

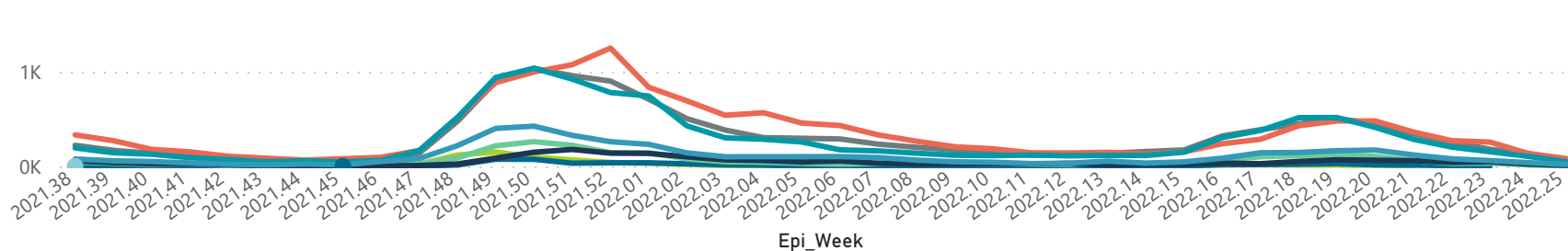
Hospital admissions by province

Province ● Eastern Cape ● Free State ● Gauteng ● KwaZulu-Natal ● Limpopo ● Mpumalanga ● North West ● Northern Cape ● Western Cape



Hospital admissions by hospital group

Group ● Clinix ● Independent ● JMH ● Lenmed ● Life Healthcare ● Mediclinic ● Melomed ● Netcare ● NHN



Admissions by hospital group

Deaths by hospital group

