

11 July 2022

## NICD National COVID-19 Hospital Surveillance

National

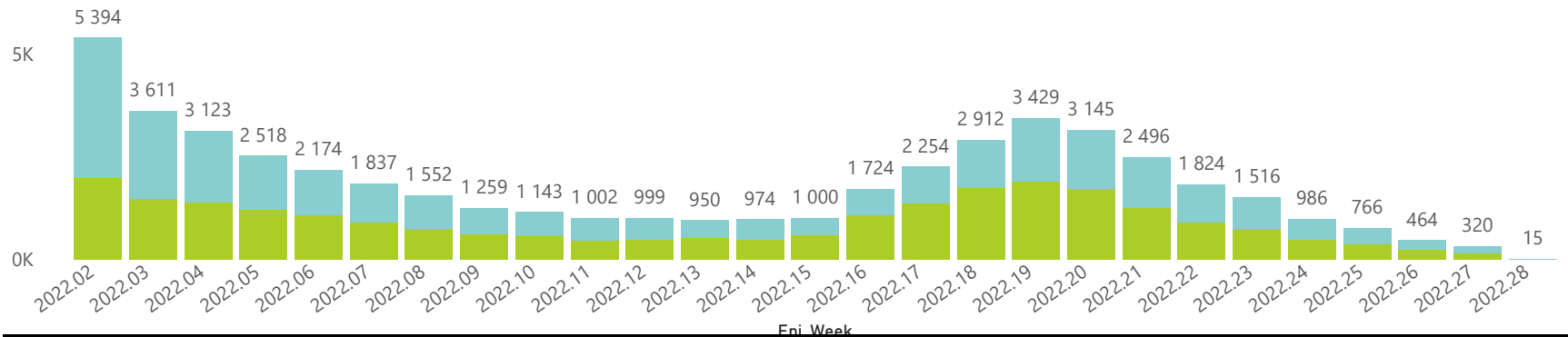


The number of reported admissions may change day-to-day as enrolled facilities back-capture historical data.  
The Western Cape government has been unable to provide daily data on patients who are on oxygen or ventilated.  
The data below refer to admitted patients who test positive for SARS-CoV-2 on PCR or antigen tests.

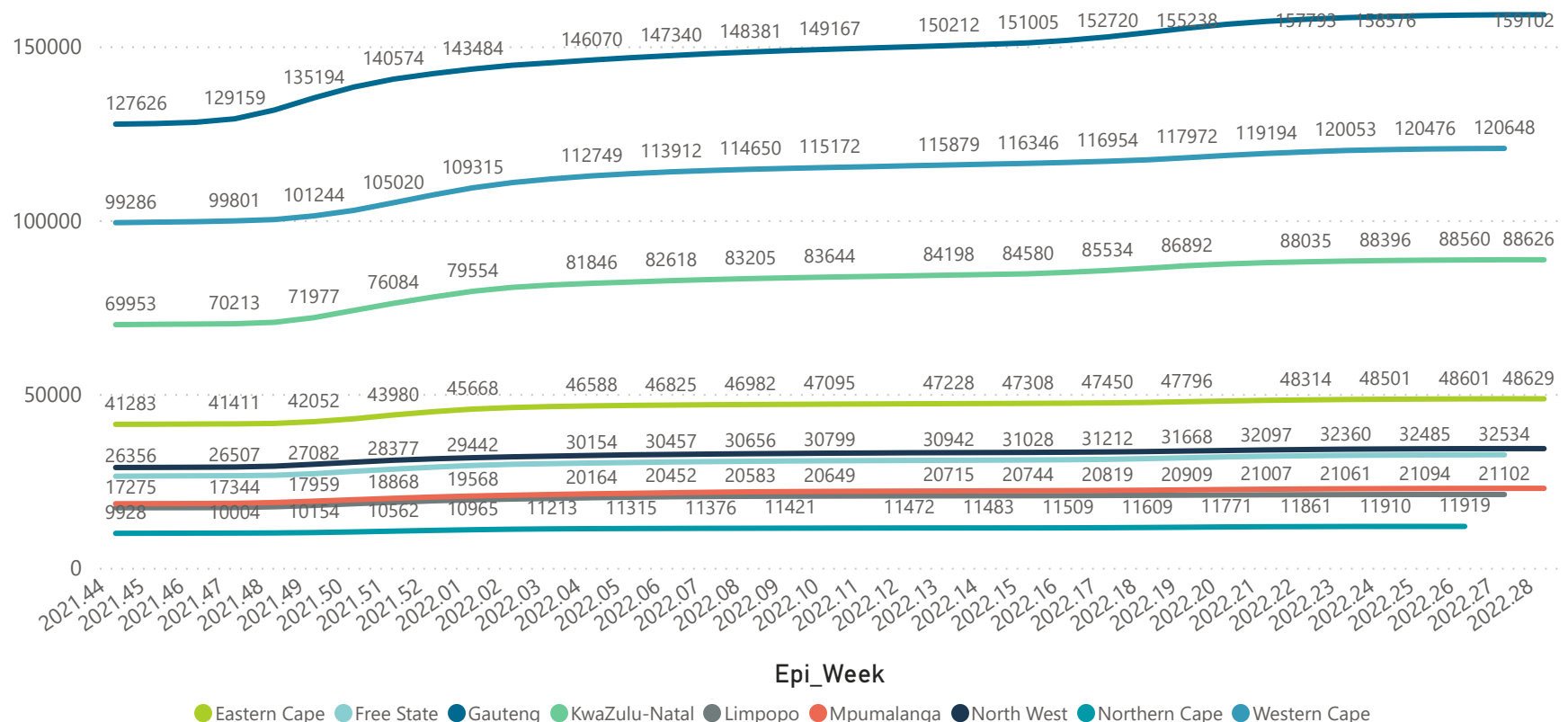


## Hospital admissions of COVID-19 cases, by health sector, by epidemiological week

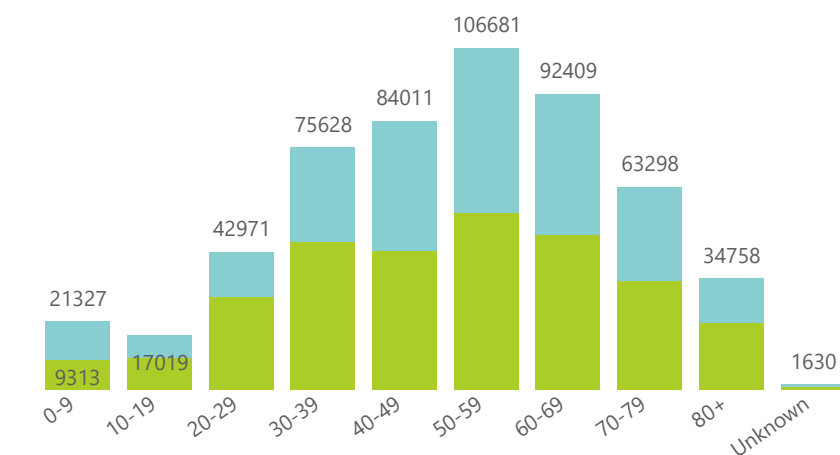
Private Public



## Cumulative reported admissions by province, by epidemiological week

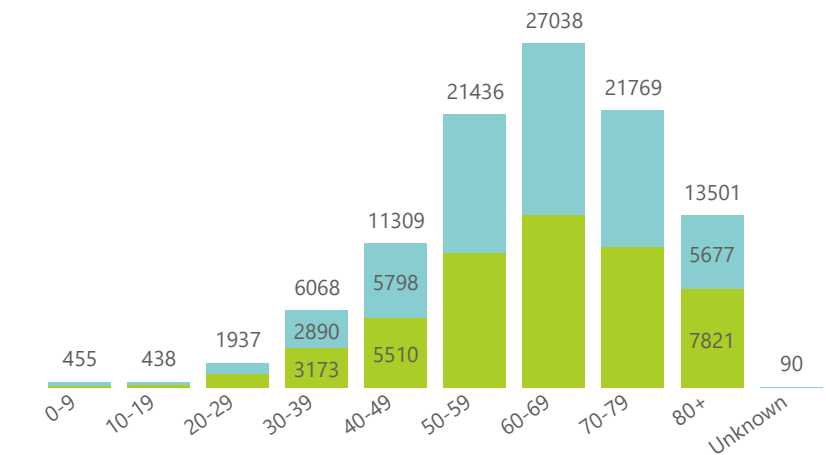


## Admissions to date by age group and sex



Female Male Unknown

## Deaths to date by age group and sex



Female Male Unknown

11 July 2022

## NICD National COVID-19 Hospital Surveillance

National



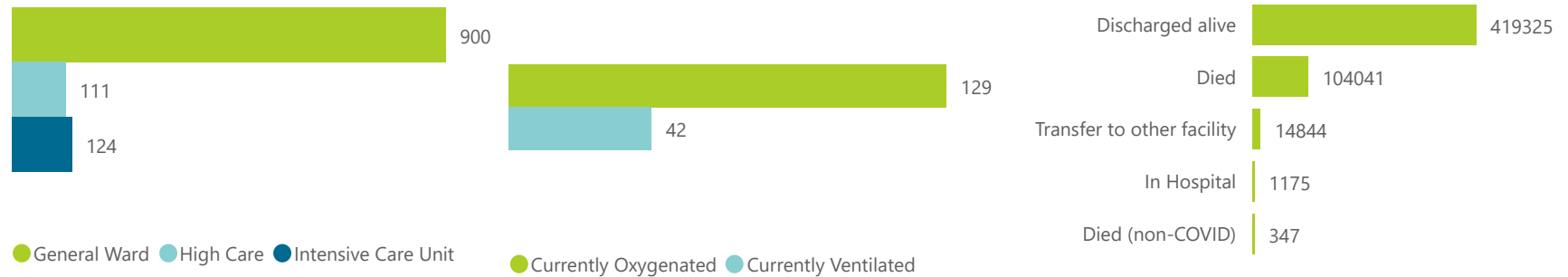
The number of reported admissions may change day-to-day as enrolled facilities back-capture historical data.  
The Western Cape government has been unable to provide daily data on patients who are on oxygen or ventilated.  
The data below refer to admitted patients who test positive for SARS-CoV-2 on PCR or antigen tests.



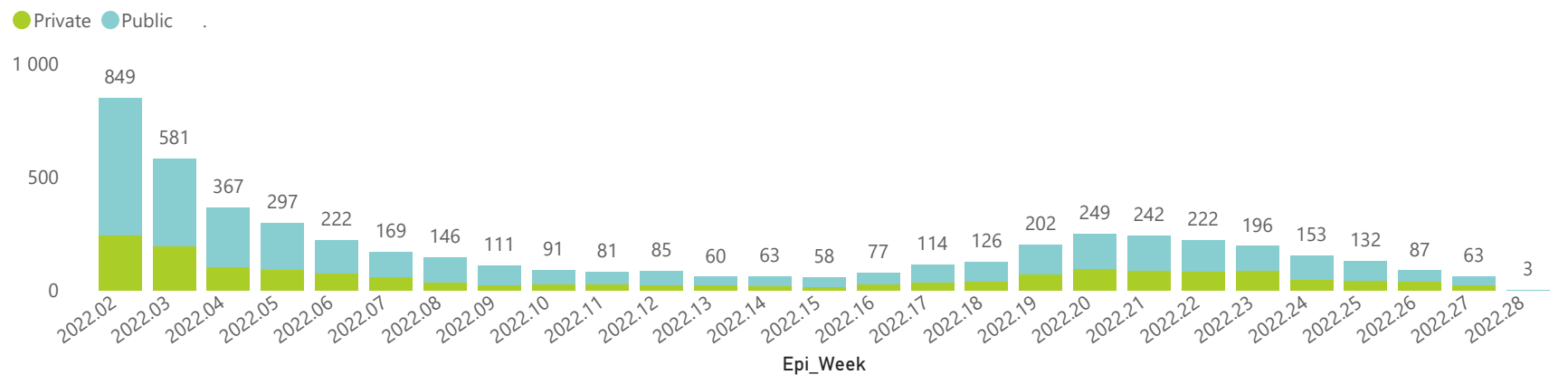
## Ward of currently admitted patients

## Interventions for currently admitted patients

## Admissions to date by discharge type



## Deaths by epidemiological week and sector



## Summary of reported COVID-19 admissions by province, by sector

| Province             | Facilities Reporting | Admissions to Date | Died to Date  | Discharged to date | Currently Admitted | Currently in ICU | Currently Ventilated | Currently Oxygenated | Admissions in Previous Day |
|----------------------|----------------------|--------------------|---------------|--------------------|--------------------|------------------|----------------------|----------------------|----------------------------|
| <b>Eastern Cape</b>  | <b>104</b>           | <b>48630</b>       | <b>13277</b>  | <b>33357</b>       | <b>44</b>          | <b>6</b>         | <b>4</b>             | <b>7</b>             | <b>1</b>                   |
| Private              | 18                   | 15817              | 3400          | 12339              | 17                 | 5                | 3                    | 0                    | 0                          |
| Public               | 86                   | 32813              | 9877          | 21018              | 27                 | 1                | 1                    | 7                    | 1                          |
| <b>Free State</b>    | <b>55</b>            | <b>32534</b>       | <b>6142</b>   | <b>24089</b>       | <b>60</b>          | <b>3</b>         | <b>2</b>             | <b>11</b>            | <b>0</b>                   |
| Private              | 20                   | 14791              | 2282          | 12294              | 42                 | 3                | 2                    | 3                    | 0                          |
| Public               | 35                   | 17743              | 3860          | 11795              | 18                 | 0                | 0                    | 8                    | 0                          |
| <b>Gauteng</b>       | <b>138</b>           | <b>159103</b>      | <b>30522</b>  | <b>124568</b>      | <b>579</b>         | <b>67</b>        | <b>25</b>            | <b>58</b>            | <b>5</b>                   |
| Private              | 99                   | 90266              | 15099         | 74476              | 228                | 52               | 12                   | 13                   | 5                          |
| Public               | 39                   | 68837              | 15423         | 50092              | 351                | 15               | 13                   | 45                   | 0                          |
| <b>KwaZulu-Natal</b> | <b>117</b>           | <b>88626</b>       | <b>17527</b>  | <b>67543</b>       | <b>242</b>         | <b>23</b>        | <b>3</b>             | <b>40</b>            | <b>4</b>                   |
| Private              | 47                   | 46415              | 7407          | 38548              | 141                | 21               | 3                    | 20                   | 2                          |
| Public               | 70                   | 42211              | 10120         | 28995              | 101                | 2                | 0                    | 20                   | 2                          |
| <b>Limpopo</b>       | <b>48</b>            | <b>21102</b>       | <b>5338</b>   | <b>15131</b>       | <b>18</b>          | <b>3</b>         | <b>3</b>             | <b>4</b>             | <b>0</b>                   |
| Private              | 7                    | 9288               | 1711          | 7429               | 7                  | 1                | 1                    | 0                    | 0                          |
| Public               | 41                   | 11814              | 3627          | 7702               | 11                 | 2                | 2                    | 4                    | 0                          |
| <b>Mpumalanga</b>    | <b>40</b>            | <b>22871</b>       | <b>4915</b>   | <b>17351</b>       | <b>29</b>          | <b>2</b>         | <b>2</b>             | <b>1</b>             | <b>1</b>                   |
| Private              | 9                    | 12000              | 1701          | 10202              | 16                 | 2                | 2                    | 0                    | 0                          |
| Public               | 31                   | 10871              | 3214          | 7149               | 13                 | 0                | 0                    | 1                    | 1                          |
| <b>North West</b>    | <b>30</b>            | <b>34299</b>       | <b>5002</b>   | <b>26941</b>       | <b>23</b>          | <b>1</b>         | <b>1</b>             | <b>7</b>             | <b>2</b>                   |
| Private              | 13                   | 13127              | 1788          | 10928              | 6                  | 0                | 0                    | 0                    | 0                          |
| Public               | 17                   | 21172              | 3214          | 16013              | 17                 | 1                | 1                    | 7                    | 2                          |
| <b>Northern Cape</b> | <b>35</b>            | <b>11919</b>       | <b>2461</b>   | <b>8869</b>        | <b>2</b>           | <b>0</b>         | <b>0</b>             | <b>0</b>             | <b>0</b>                   |
| Private              | 6                    | 5757               | 861           | 4638               | 2                  | 0                | 0                    | 0                    | 0                          |
| Public               | 29                   | 6162               | 1600          | 4231               | 0                  | 0                | 0                    | 0                    | 0                          |
| <b>Western Cape</b>  | <b>102</b>           | <b>120648</b>      | <b>18857</b>  | <b>101476</b>      | <b>138</b>         | <b>19</b>        | <b>2</b>             | <b>1</b>             | <b>0</b>                   |
| Private              | 43                   | 42064              | 6332          | 35573              | 49                 | 8                | 2                    | 1                    | 0                          |
| Public               | 59                   | 78584              | 12525         | 65903              | 89                 | 11               |                      |                      | 0                          |
| <b>Total</b>         | <b>669</b>           | <b>539732</b>      | <b>104041</b> | <b>419325</b>      | <b>1135</b>        | <b>124</b>       | <b>42</b>            | <b>129</b>           | <b>13</b>                  |

11 July 2022

## NICD National COVID-19 Hospital Surveillance

National



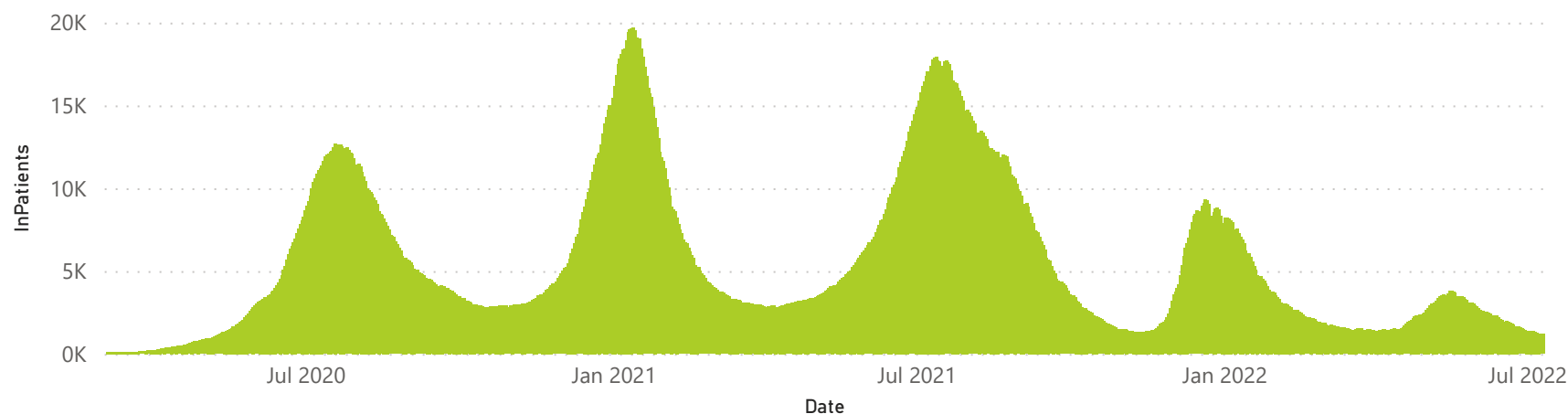
The number of reported admissions may change day-to-day as enrolled facilities back-capture historical data.  
 The Western Cape government has been unable to provide daily data on patients who are on oxygen or ventilated.  
 The data below refer to admitted patients who test positive for SARS-CoV-2 on PCR or antigen tests.



## Summary of reported COVID-19 admissions by province, by sector

| Sector       | Facilities Reporting | Admissions to Date | Died to Date  | Discharged to date | Currently Admitted | Currently in ICU | Currently Ventilated | Currently Oxygenated | Admissions in Previous Day |
|--------------|----------------------|--------------------|---------------|--------------------|--------------------|------------------|----------------------|----------------------|----------------------------|
| Private      | 262                  | 249525             | 40581         | 206427             | 508                | 92               | 25                   | 37                   | 7                          |
| Public       | 407                  | 290207             | 63460         | 212898             | 627                | 32               | 17                   | 92                   | 6                          |
| <b>Total</b> | <b>669</b>           | <b>539732</b>      | <b>104041</b> | <b>419325</b>      | <b>1135</b>        | <b>124</b>       | <b>42</b>            | <b>129</b>           | <b>13</b>                  |

## Daily current In-Patients over time



11 July 2022

## NICD National COVID-19 Hospital Surveillance

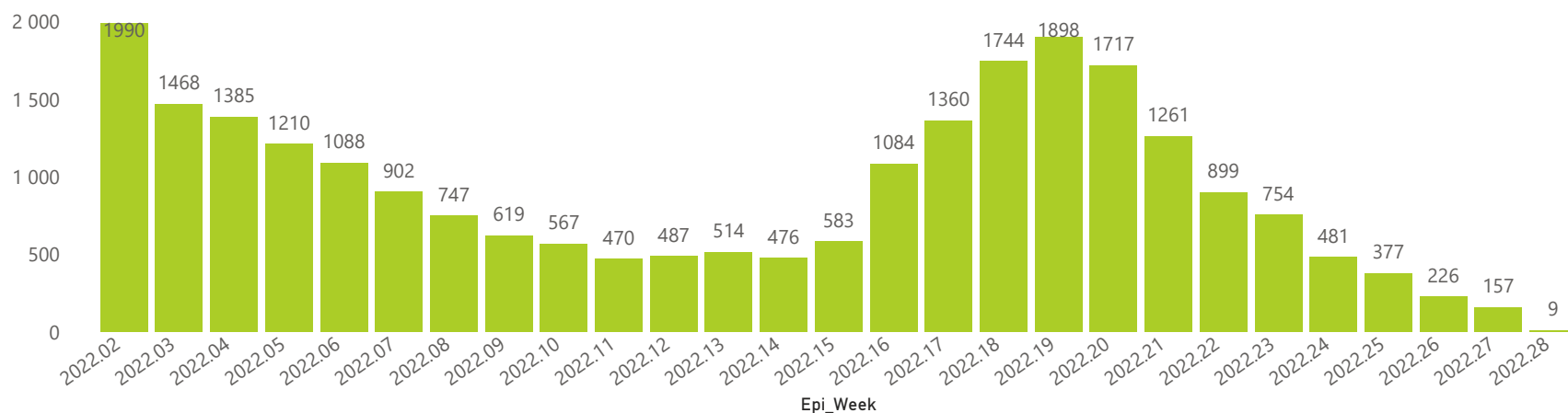
Private



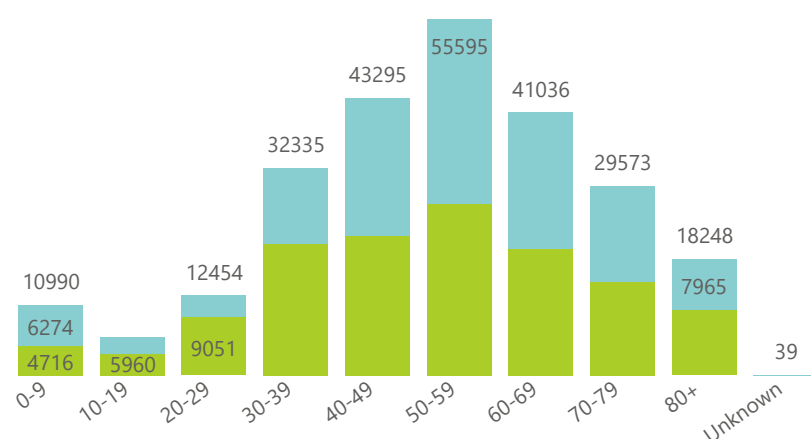
The number of reported admissions may change day-to-day as enrolled facilities back-capture historical data.  
The data below refer to admitted patients who test positive for SARS-CoV-2 on PCR or antigen tests.



## Hospital admissions of COVID-19 cases, by epidemiological week

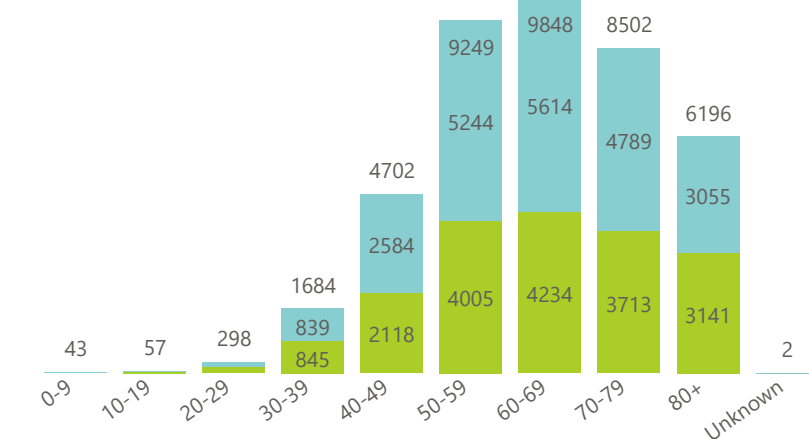


## Admissions to date by age group and sex



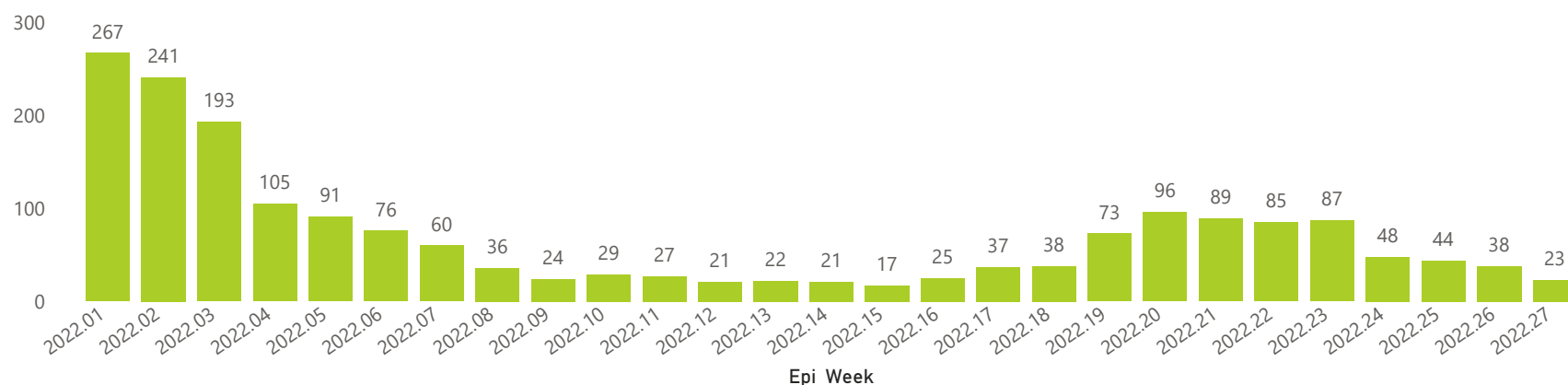
● Female ● Male ● Unknown

## Deaths to date by age group and sex



● Female ● Male

## Deaths by epidemiological week



## Ward of currently admitted patients



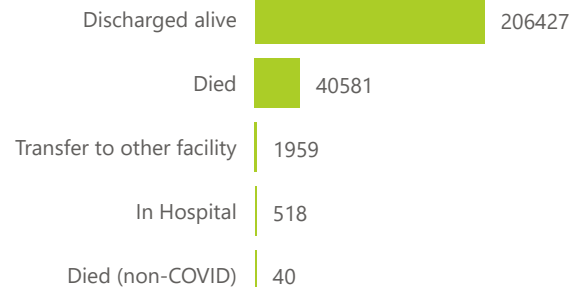
● General Ward ● High Care ● Intensive Care Unit

## Interventions for currently admitted patients



● Currently Oxygenated ● Currently Ventilated

## Admissions to date by discharge type



The number of reported admissions may change day-to-day as enrolled facilities back-capture historical data.

The data below refer to admitted patients who test positive for SARS-CoV-2 on PCR or antigen tests.

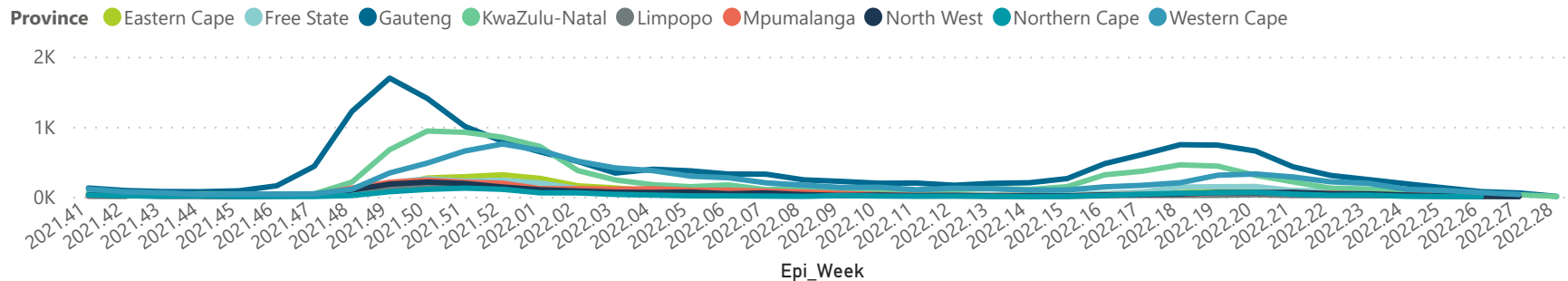
#### Summary of reported COVID-19 admissions by province

| Province      | Facilities Reporting | Admissions to Date | Died to Date | Discharged to date | Currently Admitted | Currently in ICU | Currently Ventilated | Currently Oxygenated | Admissions in Previous Day |
|---------------|----------------------|--------------------|--------------|--------------------|--------------------|------------------|----------------------|----------------------|----------------------------|
| Gauteng       | 99                   | 90266              | 15099        | 74476              | 228                | 52               | 12                   | 13                   | 5                          |
| KwaZulu-Natal | 47                   | 46415              | 7407         | 38548              | 141                | 21               | 3                    | 20                   | 2                          |
| Western Cape  | 43                   | 42064              | 6332         | 35573              | 49                 | 8                | 2                    | 1                    | 0                          |
| Free State    | 20                   | 14791              | 2282         | 12294              | 42                 | 3                | 2                    | 3                    | 0                          |
| Eastern Cape  | 18                   | 15817              | 3400         | 12339              | 17                 | 5                | 3                    | 0                    | 0                          |
| Mpumalanga    | 9                    | 12000              | 1701         | 10202              | 16                 | 2                | 2                    | 0                    | 0                          |
| Limpopo       | 7                    | 9288               | 1711         | 7429               | 7                  | 1                | 1                    | 0                    | 0                          |
| North West    | 13                   | 13127              | 1788         | 10928              | 6                  | 0                | 0                    | 0                    | 0                          |
| Northern Cape | 6                    | 5757               | 861          | 4638               | 2                  | 0                | 0                    | 0                    | 0                          |
| <b>Total</b>  | <b>262</b>           | <b>249525</b>      | <b>40581</b> | <b>206427</b>      | <b>508</b>         | <b>92</b>        | <b>25</b>            | <b>37</b>            | <b>7</b>                   |

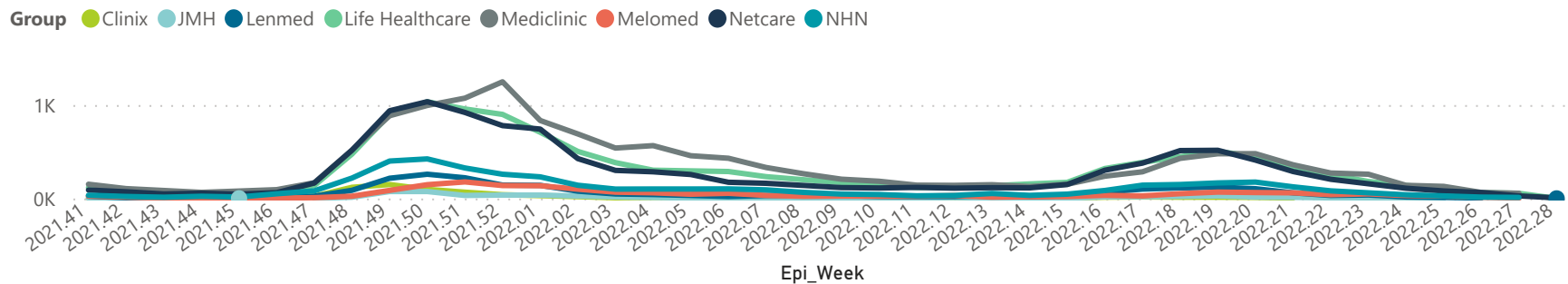
#### Summary of reported COVID-19 admissions by hospital group

| Hospital_Group  | Facilities Reporting | Admissions to Date | Died to Date | Discharged to date | Currently Admitted | Currently in ICU | Currently Ventilated | Currently Oxygenated | Admissions in Previous Day |
|-----------------|----------------------|--------------------|--------------|--------------------|--------------------|------------------|----------------------|----------------------|----------------------------|
| NHN             | 69                   | 25750              | 3711         | 20915              | 84                 | 8                | 1                    | 25                   | 0                          |
| Netcare         | 63                   | 67257              | 13235        | 53607              | 146                | 45               | 12                   | 0                    | 5                          |
| Life Healthcare | 51                   | 57251              | 8762         | 48374              | 69                 | 15               | 2                    | 3                    | 1                          |
| Mediclinic      | 51                   | 69248              | 10684        | 58362              | 64                 | 11               | 6                    | 0                    | 0                          |
| Lenmed          | 10                   | 12198              | 1566         | 10217              | 37                 | 9                | 3                    | 4                    | 1                          |
| Clinix          | 8                    | 4824               | 762          | 3961               | 66                 | 2                | 0                    | 0                    | 0                          |
| Melomed         | 5                    | 9866               | 1423         | 8411               | 14                 | 0                | 0                    | 0                    | 0                          |
| JMH             | 4                    | 2956               | 437          | 2422               | 24                 | 2                | 1                    | 5                    | 0                          |
| Independent     | 1                    | 175                | 1            | 158                | 4                  | 0                | 0                    | 0                    | 0                          |
| <b>Total</b>    | <b>262</b>           | <b>249525</b>      | <b>40581</b> | <b>206427</b>      | <b>508</b>         | <b>92</b>        | <b>25</b>            | <b>37</b>            | <b>7</b>                   |

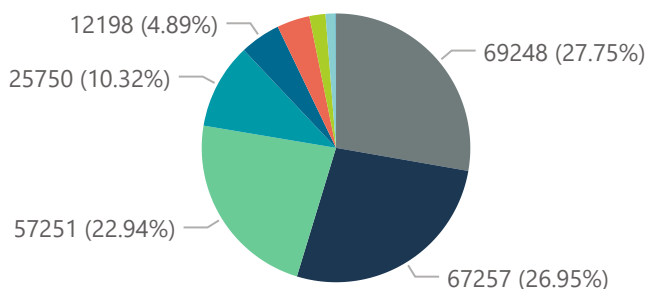
#### Hospital admissions by province



#### Hospital admissions by hospital group



#### Admissions by hospital group



#### Deaths by hospital group

