

Tuesday, July 26, 2022

NICD National COVID-19 Hospital Surveillance

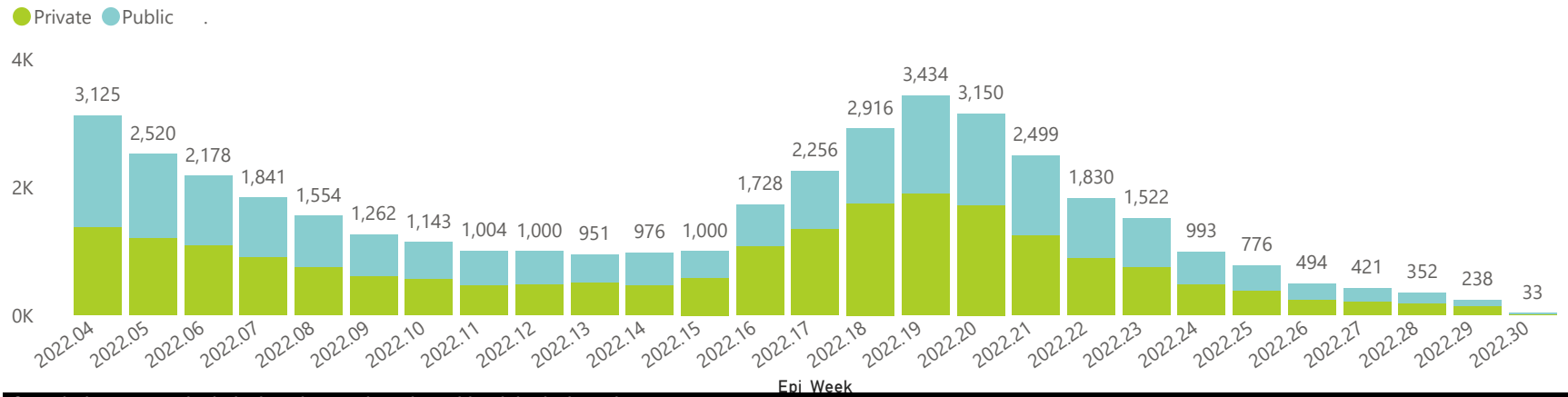
National



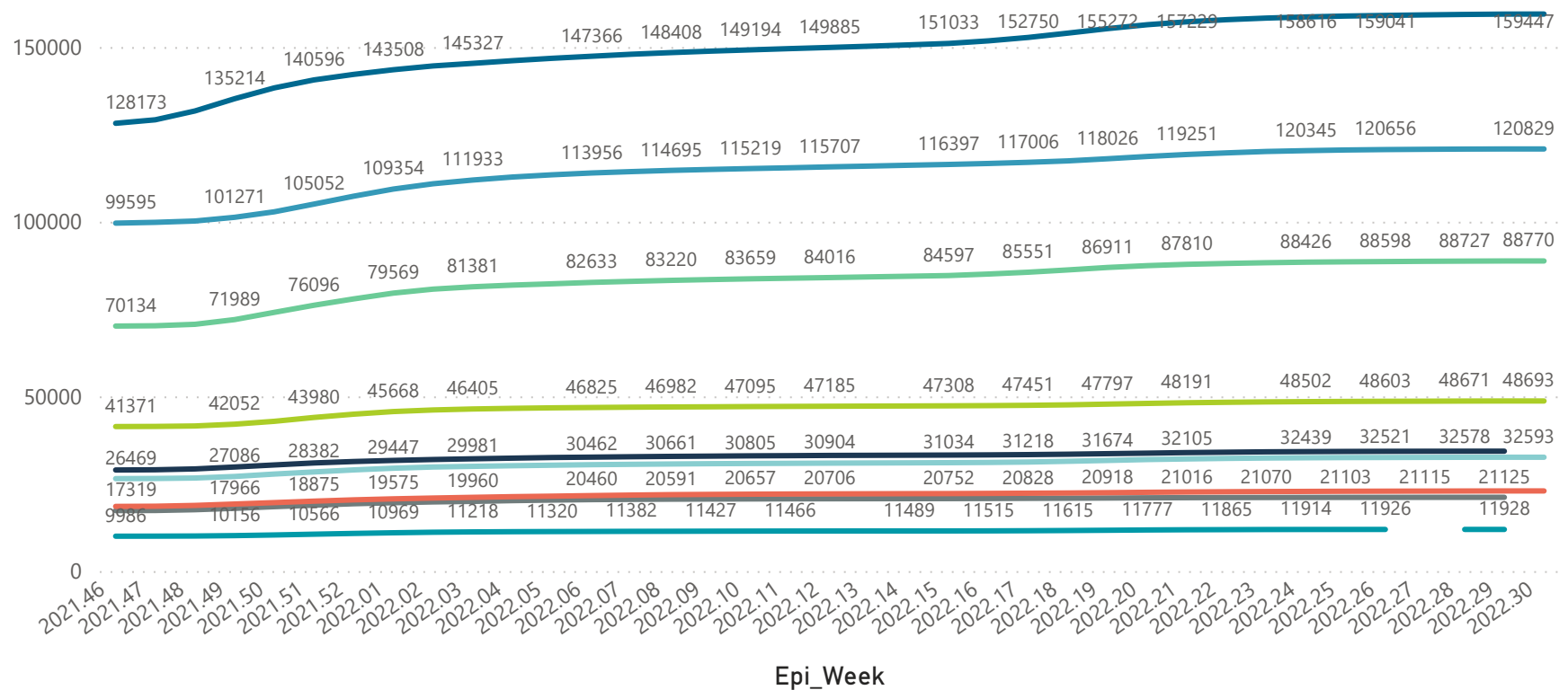
The number of reported admissions may change day-to-day as enrolled facilities back-capture historical data.
The Western Cape government has been unable to provide daily data on patients who are on oxygen or ventilated.
The data below refer to admitted patients who test positive for SARS-CoV-2 on PCR or antigen tests.



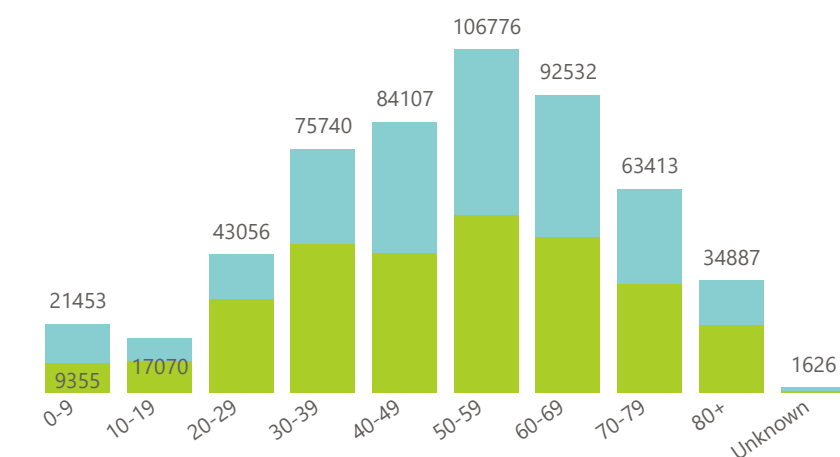
Hospital admissions of COVID-19 cases, by health sector, by epidemiological week



Cumulative reported admissions by province, by epidemiological week

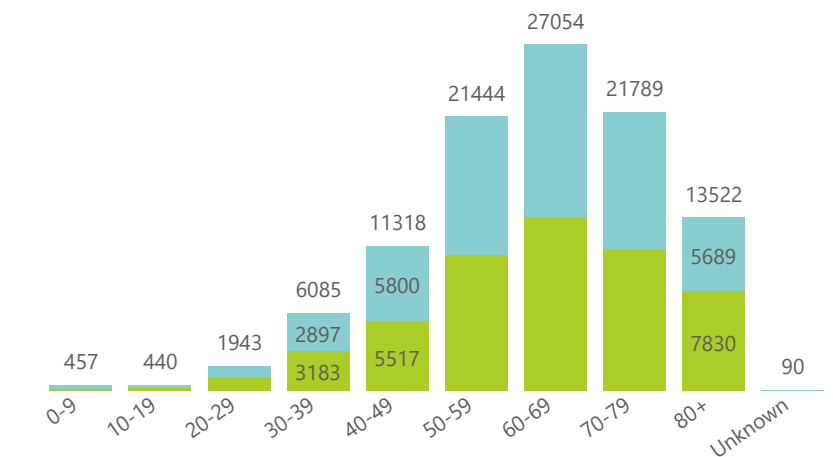


Admissions to date by age group and sex



Female Male Unknown

Deaths to date by age group and sex



Female Male Unknown

Tuesday, July 26, 2022

NICD National COVID-19 Hospital Surveillance

National



The number of reported admissions may change day-to-day as enrolled facilities back-capture historical data.
The Western Cape government has been unable to provide daily data on patients who are on oxygen or ventilated.
The data below refer to admitted patients who test positive for SARS-CoV-2 on PCR or antigen tests.



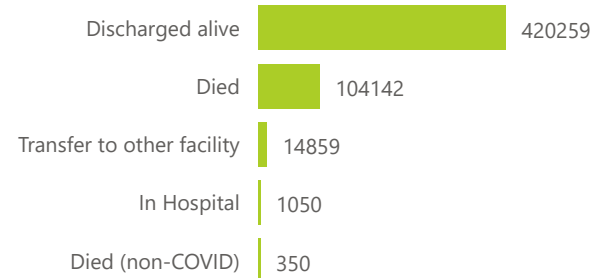
Ward of currently admitted patients



Interventions for currently admitted patients



Admissions to date by discharge type

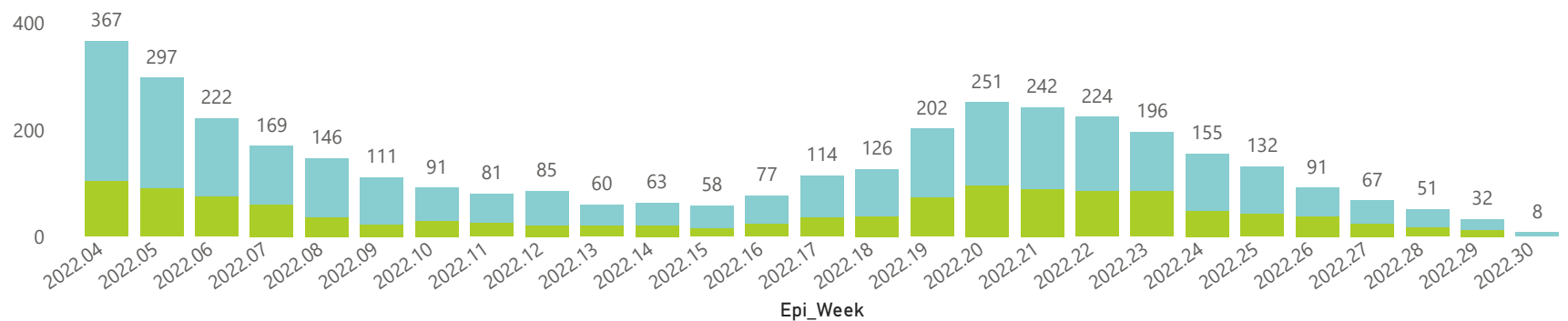


● General Ward ● High Care ● Intensive Care Unit

● Currently Oxygenated ● Currently Ventilated

Deaths by epidemiological week and sector

● Private ● Public



Summary of reported COVID-19 admissions by province, by sector

Province	Facilities Reporting	Admissions to Date	Died to Date	Discharged to date	Currently Admitted	Currently in ICU	Currently Ventilated	Currently Oxygenated	Admissions in Previous Day
Eastern Cape	104	48694	13289	33417	32	5	4	4	1
Private	18	15840	3400	12369	10	4	2	0	0
Public	86	32854	9889	21048	22	1	2	4	1
Free State	55	32593	6143	24152	54	4	1	6	1
Private	20	14836	2288	12336	39	3	1	0	0
Public	35	17757	3855	11816	15	1	0	6	1
Gauteng	138	159447	30569	124899	536	66	24	51	7
Private	99	90468	15121	74668	213	50	12	15	4
Public	39	68979	15448	50231	323	16	12	36	3
KwaZulu-Natal	117	88770	17544	67686	224	19	3	37	3
Private	47	46514	7410	38650	133	17	3	20	2
Public	70	42256	10134	29036	91	2	0	17	1
Limpopo	48	21125	5342	15155	13	2	1	1	0
Private	7	9305	1713	7445	6	1	0	0	0
Public	41	11820	3629	7710	7	1	1	1	0
Mpumalanga	40	22947	4920	17416	34	1	1	2	0
Private	9	12048	1703	10251	13	1	1	0	0
Public	31	10899	3217	7165	21	0	0	2	0
North West	30	34327	5001	26980	14	1	0	1	0
Private	13	13143	1785	10943	10	1	0	0	0
Public	17	21184	3216	16037	4	0	0	1	0
Northern Cape	35	11928	2463	8877	1	0	0	1	0
Private	6	5765	863	4646	0	0	0	0	0
Public	29	6163	1600	4231	1	0	0	1	0
Western Cape	102	120829	18871	101677	103	13	2	0	0
Private	43	42170	6334	35674	52	7	2	0	0
Public	59	78659	12537	66003	51	6			0
Total	669	540660	104142	420259	1011	111	36	103	12

Tuesday, July 26, 2022

NICD National COVID-19 Hospital Surveillance

National



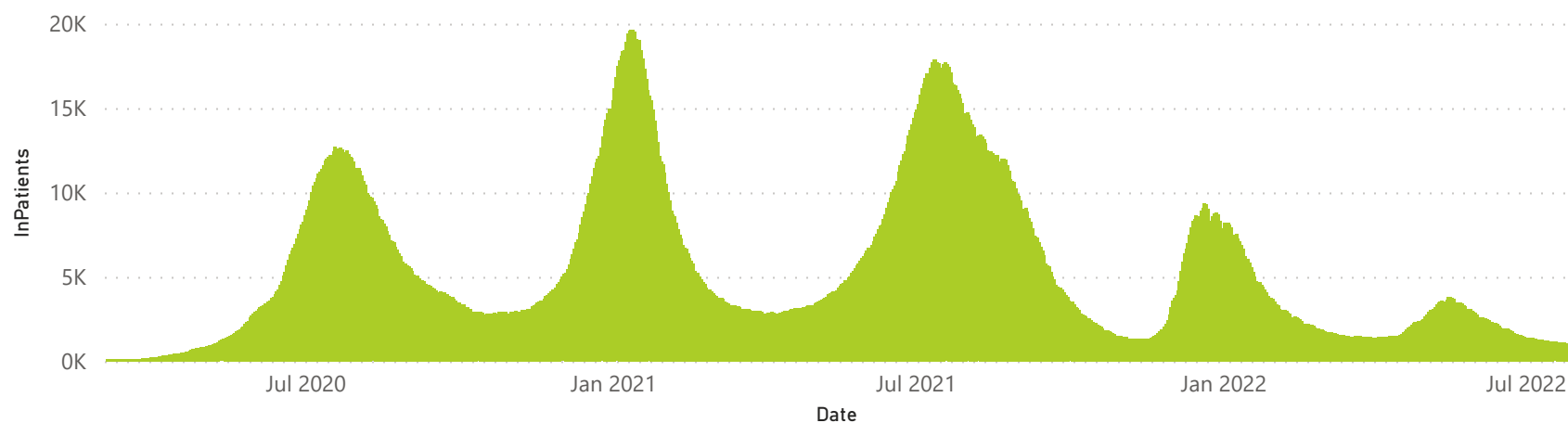
The number of reported admissions may change day-to-day as enrolled facilities back-capture historical data.
The Western Cape government has been unable to provide daily data on patients who are on oxygen or ventilated.
The data below refer to admitted patients who test positive for SARS-CoV-2 on PCR or antigen tests.



Summary of reported COVID-19 admissions by province, by sector

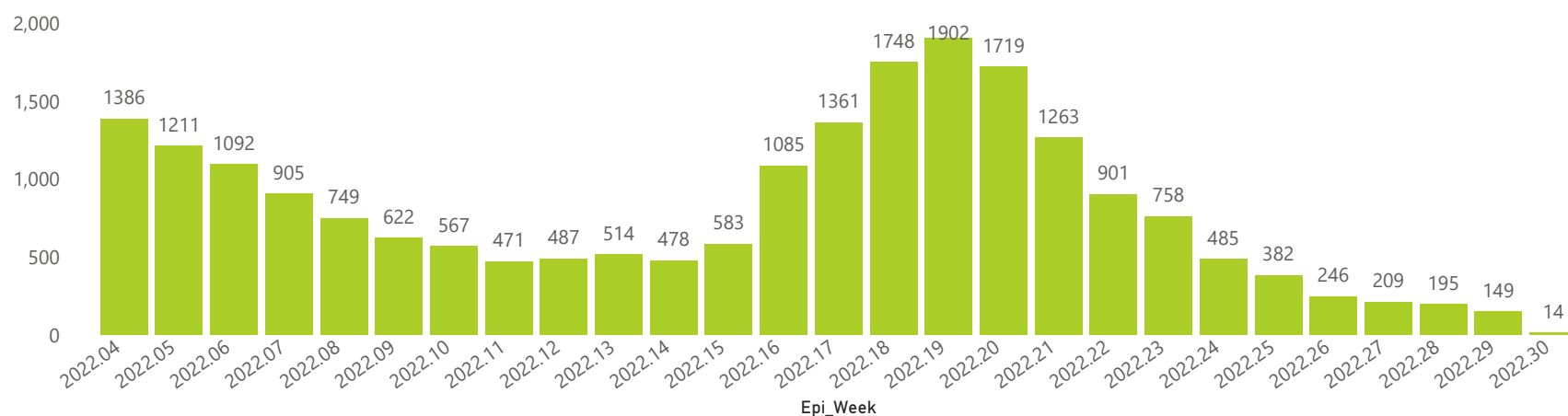
Sector	Facilities Reporting	Admissions to Date	Died to Date	Discharged to date	Currently Admitted	Currently in ICU	Currently Ventilated	Currently Oxygenated	Admissions in Previous Day
Private	262	250089	40617	206982	476	84	21	35	6
Public	407	290571	63525	213277	535	27	15	68	6
Total	669	540660	104142	420259	1011	111	36	103	12

Daily current In-Patients over time

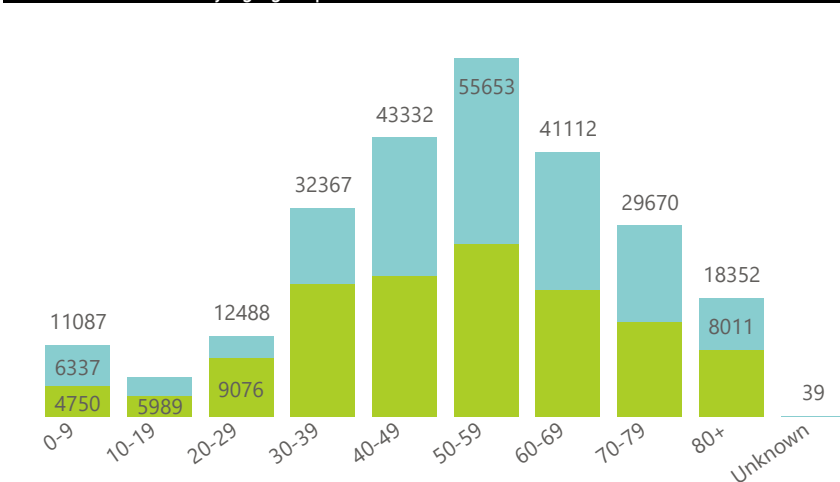


The number of reported admissions may change day-to-day as enrolled facilities back-capture historical data.
The data below refer to admitted patients who test positive for SARS-CoV-2 on PCR or antigen tests.

Hospital admissions of COVID-19 cases, by epidemiological week

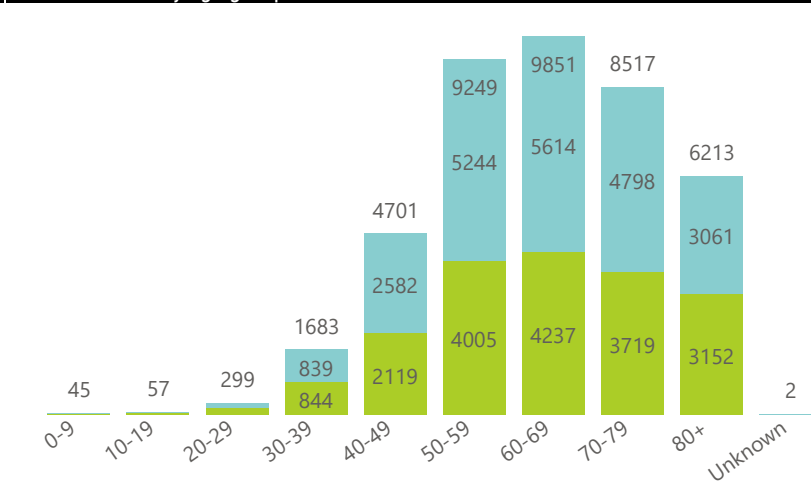


Admissions to date by age group and sex



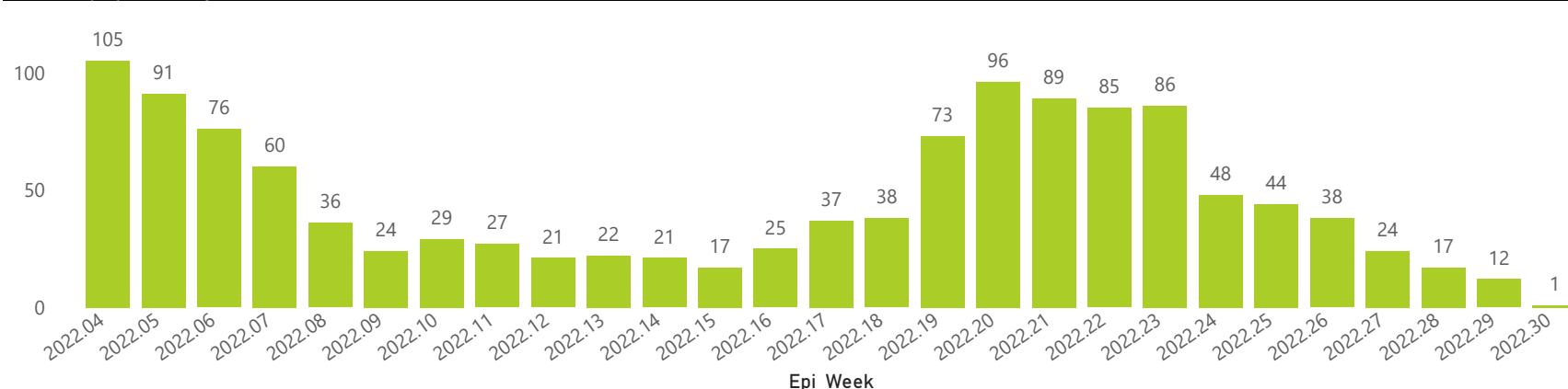
● Female ● Male ● Unknown

Deaths to date by age group and sex

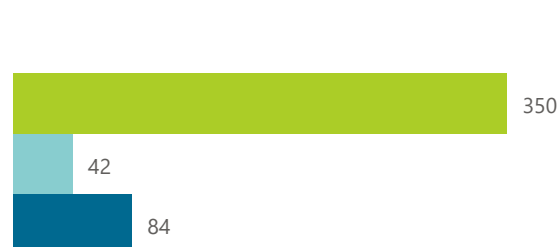


● Female ● Male

Deaths by epidemiological week

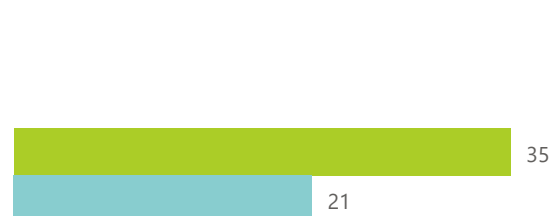


Ward of currently admitted patients



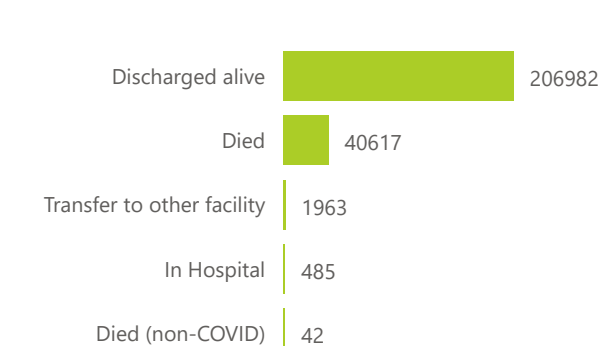
● General Ward ● High Care ● Intensive Care Unit

Interventions for currently admitted patients



● Currently Oxygenated ● Currently Ventilated

Admissions to date by discharge type



The number of reported admissions may change day-to-day as enrolled facilities back-capture historical data.

The data below refer to admitted patients who test positive for SARS-CoV-2 on PCR or antigen tests.

Summary of reported COVID-19 admissions by province

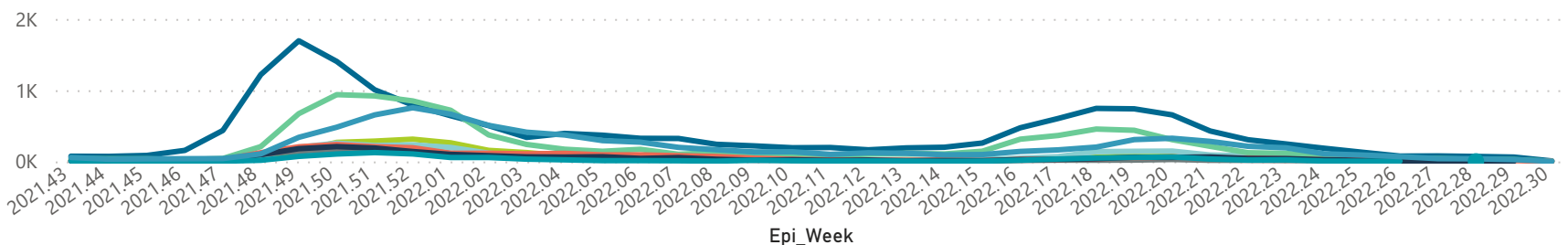
Province	Facilities Reporting	Admissions to Date	Died to Date	Discharged to date	Currently Admitted	Currently in ICU	Currently Ventilated	Currently Oxygenated	Admissions in Previous Day
Gauteng	99	90468	15121	74668	213	50	12	15	4
KwaZulu-Natal	47	46514	7410	38650	133	17	3	20	2
Western Cape	43	42170	6334	35674	52	7	2	0	0
Free State	20	14836	2288	12336	39	3	1	0	0
Mpumalanga	9	12048	1703	10251	13	1	1	0	0
Eastern Cape	18	15840	3400	12369	10	4	2	0	0
North West	13	13143	1785	10943	10	1	0	0	0
Limpopo	7	9305	1713	7445	6	1	0	0	0
Northern Cape	6	5765	863	4646	0	0	0	0	0
Total	262	250089	40617	206982	476	84	21	35	6

Summary of reported COVID-19 admissions by hospital group

Hospital_Group	Facilities Reporting	Admissions to Date	Died to Date	Discharged to date	Currently Admitted	Currently in ICU	Currently Ventilated	Currently Oxygenated	Admissions in Previous Day
NHN	69	25786	3715	20941	85	7	3	21	1
Netcare	63	67405	13250	53744	143	41	5	2	3
Life Healthcare	51	57384	8769	48521	49	15	3	2	2
Mediclinic	51	69461	10696	58566	61	8	5	0	0
Lenmed	10	12217	1567	10233	37	9	4	5	0
Clinix	8	4820	758	3961	66	2	0	0	0
Melomed	5	9886	1424	8437	7	0	0	0	0
JMH	4	2955	437	2421	24	2	1	5	0
Independent	1	175	1	158	4	0	0	0	0
Total	262	250089	40617	206982	476	84	21	35	6

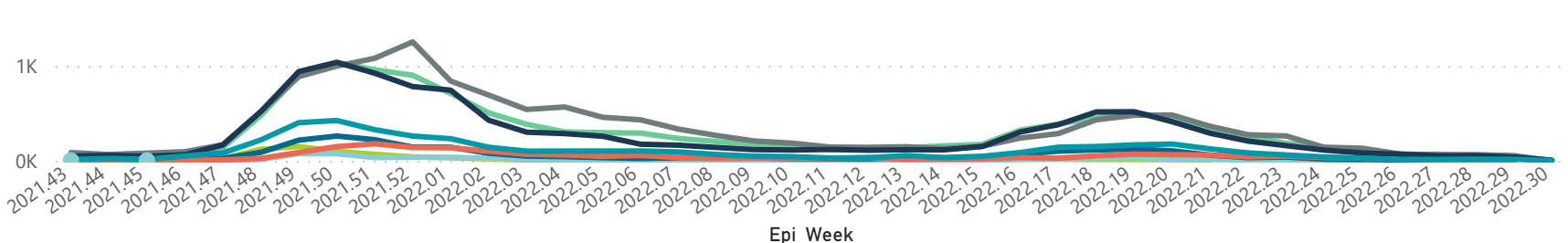
Hospital admissions by province

Province ● Eastern Cape ● Free State ● Gauteng ● KwaZulu-Natal ● Limpopo ● Mpumalanga ● North West ● Northern Cape ● Western Cape



Hospital admissions by hospital group

Group ● Clinix ● JMH ● Lenmed ● Life Healthcare ● Mediclinic ● Melomed ● Netcare ● NHN



Admissions by hospital group

Deaths by hospital group

