

26 September 2022

NICD National COVID-19 Hospital Surveillance

National

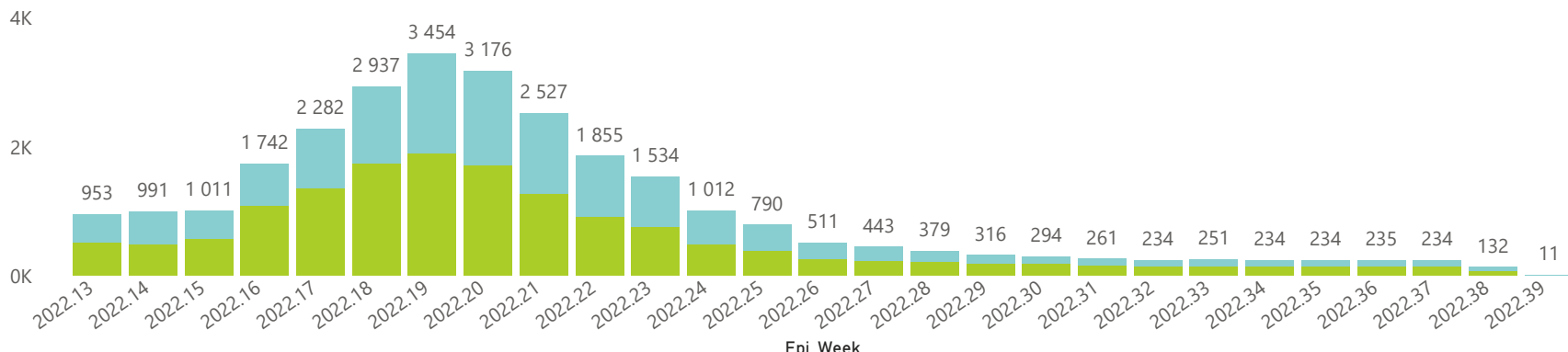


The number of reported admissions may change day-to-day as enrolled facilities back-capture historical data.
The Western Cape government has been unable to provide daily data on patients who are on oxygen or ventilated.
The data below refer to admitted patients who test positive for SARS-CoV-2 on PCR or antigen tests.

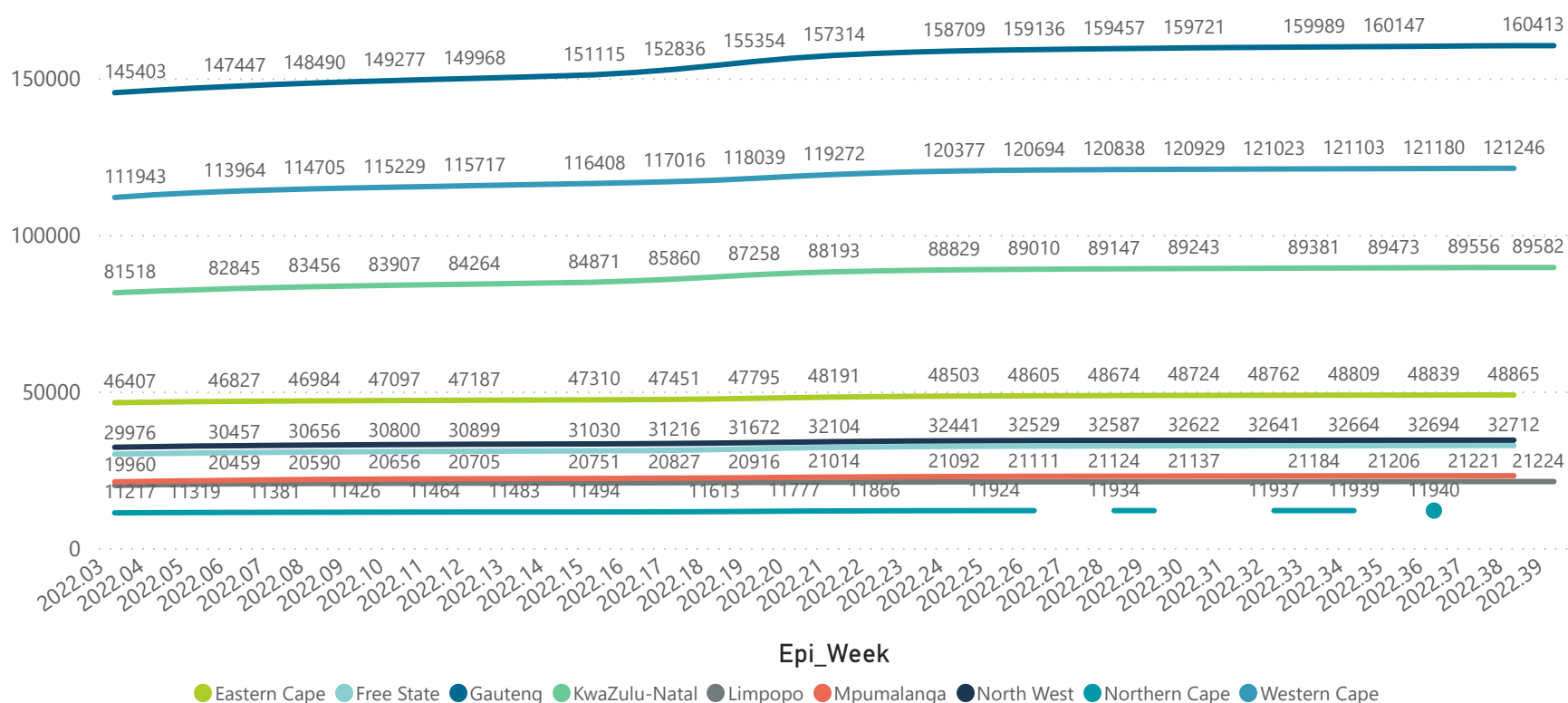


Hospital admissions of COVID-19 cases, by health sector, by epidemiological week

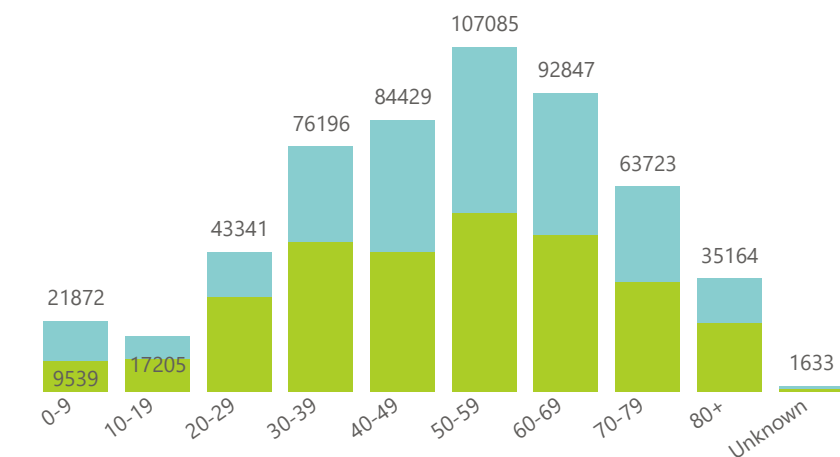
Private Public



Cumulative reported admissions by province, by epidemiological week

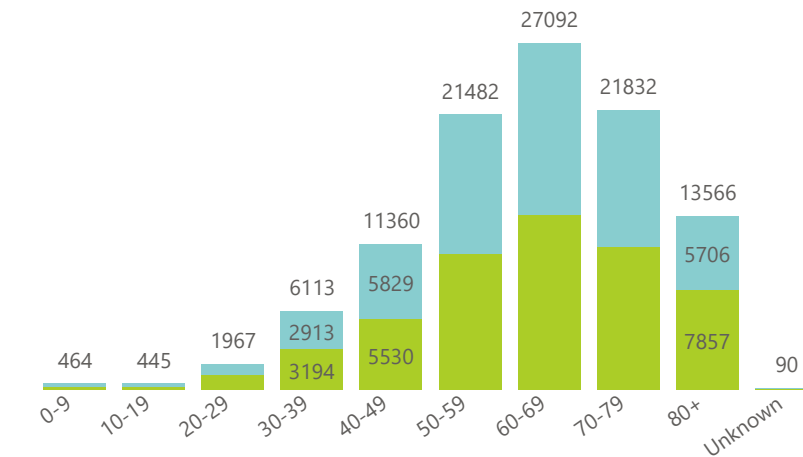


Admissions to date by age group and sex



Female Male Unknown

Deaths to date by age group and sex



Female Male Unknown

26 September 2022

NICD National COVID-19 Hospital Surveillance

National



The number of reported admissions may change day-to-day as enrolled facilities back-capture historical data.
The Western Cape government has been unable to provide daily data on patients who are on oxygen or ventilated.
The data below refer to admitted patients who test positive for SARS-CoV-2 on PCR or antigen tests.



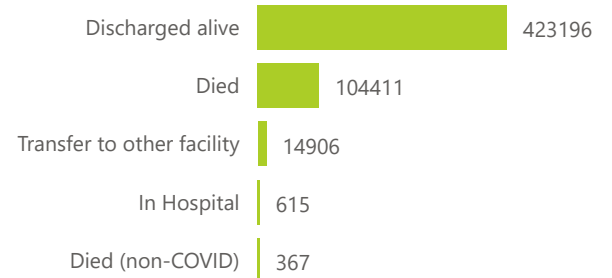
Ward of currently admitted patients



Interventions for currently admitted patients



Admissions to date by discharge type

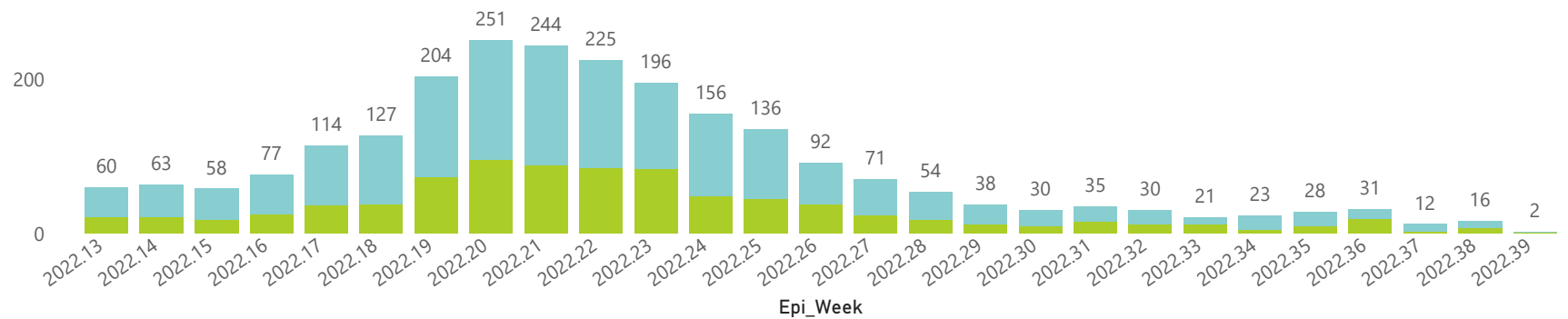


● General Ward ● High Care ● Intensive Care Unit

● Currently Oxygenated ● Currently Ventilated

Deaths by epidemiological week and sector

● Private ● Public



Summary of reported COVID-19 admissions by province, by sector

Province	Facilities Reporting	Admissions to Date	Died to Date	Discharged to date	Currently Admitted	Currently in ICU	Currently Ventilated	Currently Oxygenated	Admissions in Previous Day
Eastern Cape	104	48865	13306	33580	23	2	1	3	0
Private	18	15935	3404	12459	11	2	0	2	0
Public	86	32930	9902	21121	12	0	1	1	0
Free State	55	32712	6156	24286	26	1	1	5	0
Private	20	14913	2294	12434	12	1	1	3	0
Public	35	17799	3862	11852	14	0	0	2	0
Gauteng	138	160413	30670	126045	237	34	13	21	6
Private	99	91081	15165	75287	160	31	10	12	1
Public	39	69332	15505	50758	77	3	3	9	5
KwaZulu-Natal	118	89582	17604	68438	188	13	1	27	0
Private	47	46719	7422	38879	95	11	1	12	0
Public	71	42863	10182	29559	93	2	0	15	0
Limpopo	48	21224	5344	15255	8	1	1	2	1
Private	7	9367	1715	7511	0	0	0	0	0
Public	41	11857	3629	7744	8	1	1	2	1
Mpumalanga	40	23074	4930	17552	13	0	0	0	0
Private	9	12143	1708	10352	2	0	0	0	0
Public	31	10931	3222	7200	11	0	0	0	0
North West	30	34439	5021	27077	9	0	1	2	0
Private	13	13191	1789	10991	6	0	0	1	0
Public	17	21248	3232	16086	3	0	1	1	0
Northern Cape	35	11940	2462	8892	0	0	0	0	0
Private	6	5776	863	4658	0	0	0	0	0
Public	29	6164	1599	4234	0	0	0	0	0
Western Cape	102	121246	18918	102071	82	11	0	0	0
Private	43	42424	6355	35935	24	5	0	0	0
Public	59	78822	12563	66136	58	6	0	0	0
Total	670	543495	104411	423196	586	62	18	60	7

26 September 2022

NICD National COVID-19 Hospital Surveillance

National



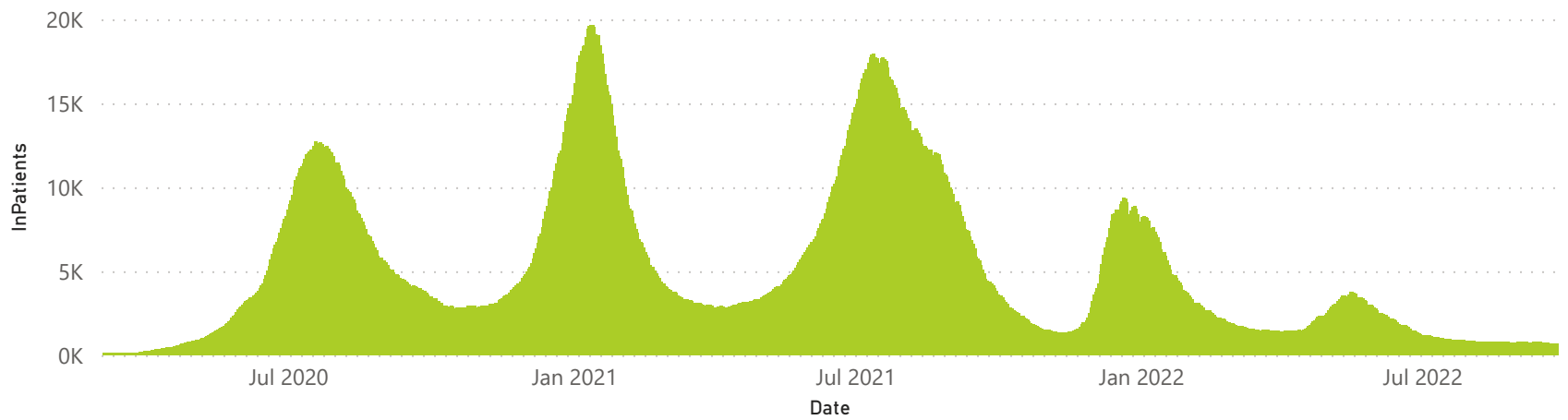
The number of reported admissions may change day-to-day as enrolled facilities back-capture historical data.
The Western Cape government has been unable to provide daily data on patients who are on oxygen or ventilated.
The data below refer to admitted patients who test positive for SARS-CoV-2 on PCR or antigen tests.



Summary of reported COVID-19 admissions by province, by sector

Sector	Facilities Reporting	Admissions to Date	Died to Date	Discharged to date	Currently Admitted	Currently in ICU	Currently Ventilated	Currently Oxygenated	Admissions in Previous Day
Private	262	251549	40715	208506	310	50	12	30	1
Public	408	291946	63696	214690	276	12	6	30	6
Total	670	543495	104411	423196	586	62	18	60	7

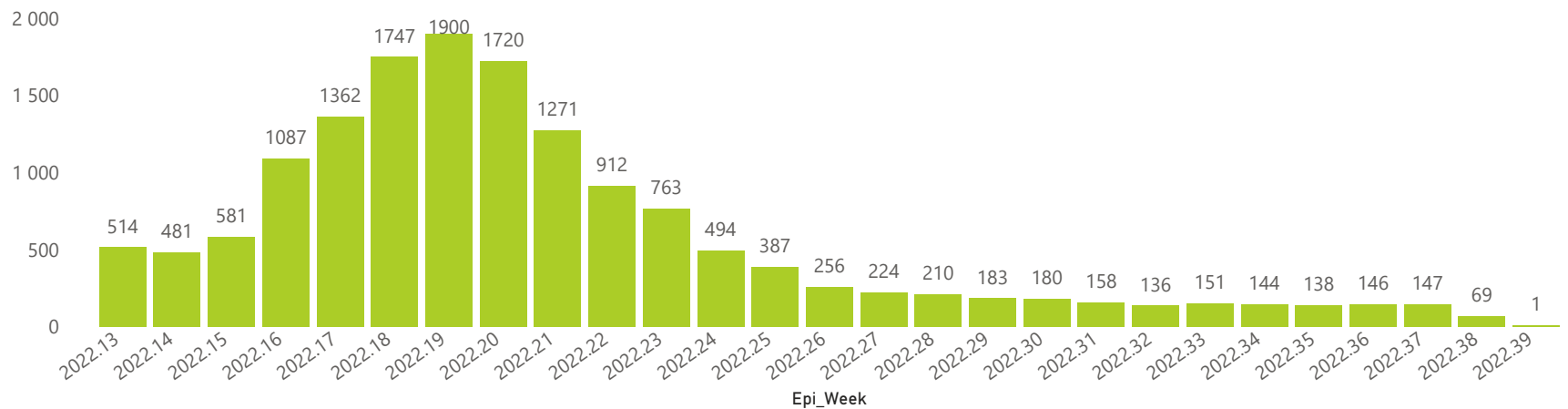
Daily current In-Patients over time



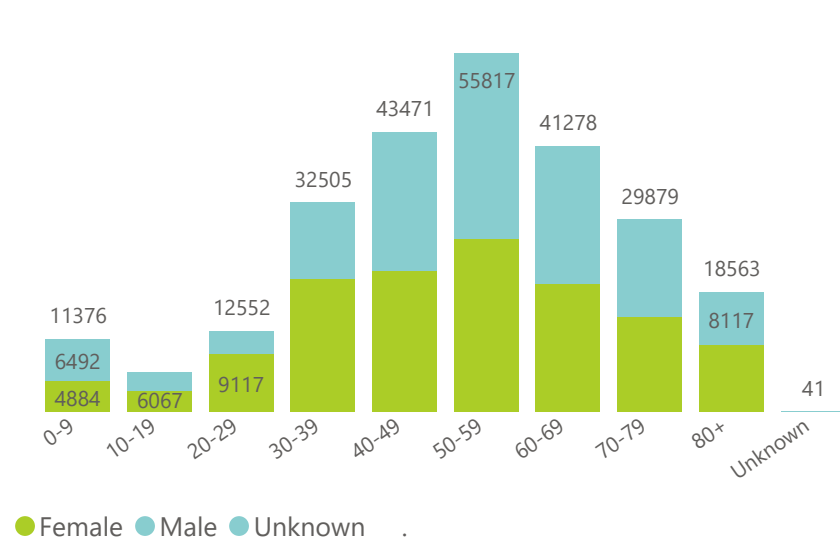
The number of reported admissions may change day-to-day as enrolled facilities back-capture historical data.

The data below refer to admitted patients who test positive for SARS-CoV-2 on PCR or antigen tests.

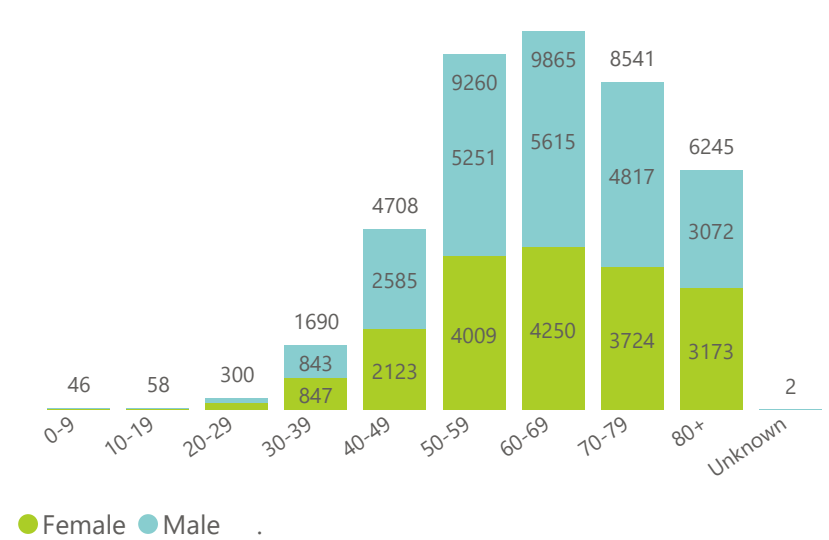
Hospital admissions of COVID-19 cases, by epidemiological week



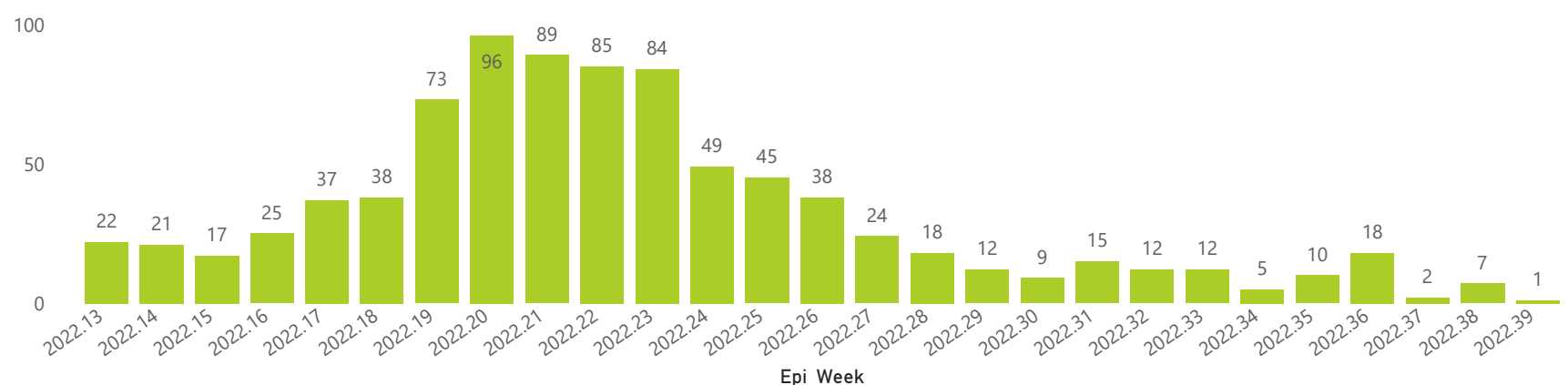
Admissions to date by age group and sex



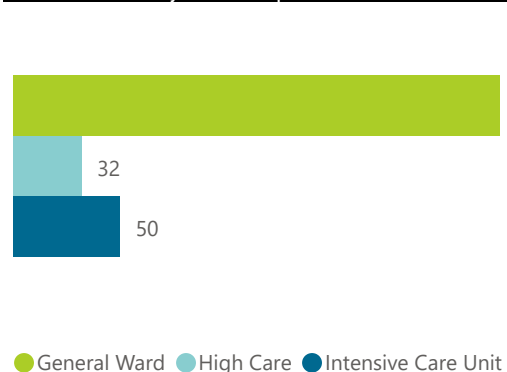
Deaths to date by age group and sex



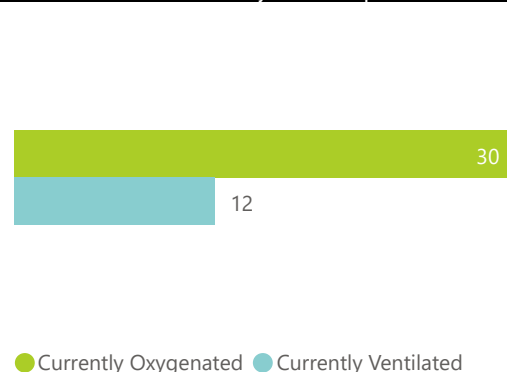
Deaths by epidemiological week



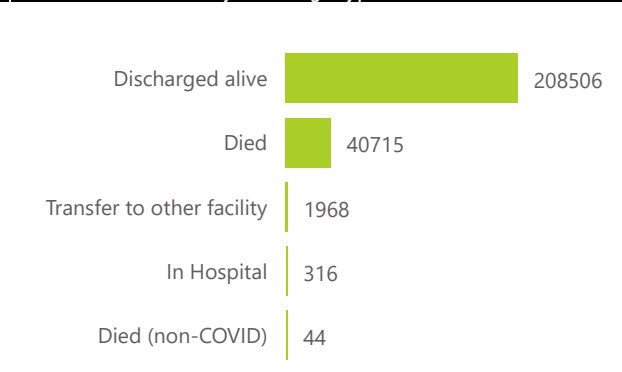
Ward of currently admitted patients



Interventions for currently admitted patients



Admissions to date by discharge type



● General Ward ● High Care ● Intensive Care Unit

● Currently Oxygenated ● Currently Ventilated

The number of reported admissions may change day-to-day as enrolled facilities back-capture historical data.

The data below refer to admitted patients who test positive for SARS-CoV-2 on PCR or antigen tests.

Summary of reported COVID-19 admissions by province

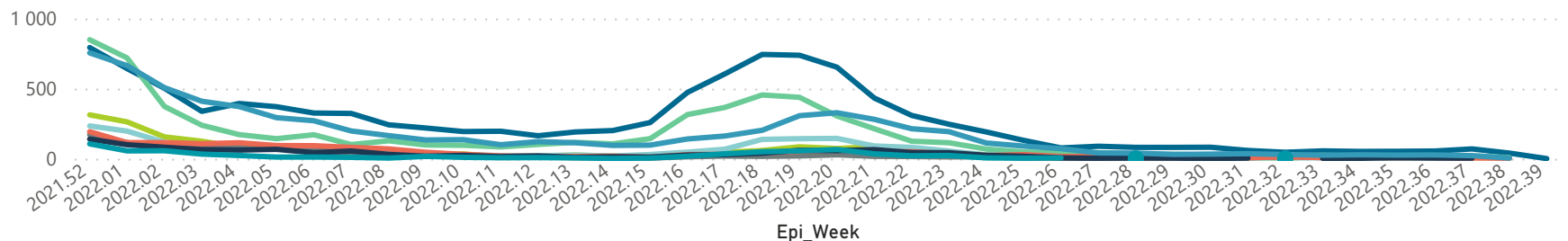
Province	Facilities Reporting	Admissions to Date	Died to Date	Discharged to date	Currently Admitted	Currently in ICU	Currently Ventilated	Currently Oxygenated	Admissions in Previous Day
Gauteng	99	91081	15165	75287	160	31	10	12	1
KwaZulu-Natal	47	46719	7422	38879	95	11	1	12	0
Western Cape	43	42424	6355	35935	24	5	0	0	0
Free State	20	14913	2294	12434	12	1	1	3	0
Eastern Cape	18	15935	3404	12459	11	2	0	2	0
North West	13	13191	1789	10991	6	0	0	1	0
Mpumalanga	9	12143	1708	10352	2	0	0	0	0
Limpopo	7	9367	1715	7511	0	0	0	0	0
Northern Cape	6	5776	863	4658	0	0	0	0	0
Total	262	251549	40715	208506	310	50	12	30	1

Summary of reported COVID-19 admissions by hospital group

Hospital_Group	Facilities Reporting	Admissions to Date	Died to Date	Discharged to date	Currently Admitted	Currently in ICU	Currently Ventilated	Currently Oxygenated	Admissions in Previous Day
NHN	69	25874	3720	21064	41	4	3	14	0
Netcare	63	67741	13278	54123	73	18	3	1	1
Life Healthcare	51	57796	8792	48921	38	10	1	6	0
Mediclinic	51	69918	10731	59027	21	4	1	0	0
Lenmed	10	12251	1569	10269	34	8	3	4	0
Clinix	8	4891	763	4029	64	2	0	0	0
Melomed	5	9928	1422	8478	10	2	0	0	0
JMH	4	2975	439	2437	25	2	1	5	0
Independent	1	175	1	158	4	0	0	0	0
Total	262	251549	40715	208506	310	50	12	30	1

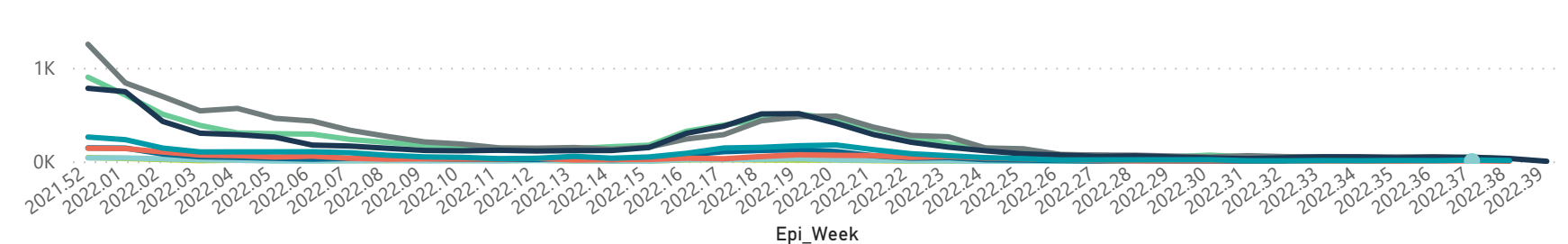
Hospital admissions by province

Province ● Eastern Cape ● Free State ● Gauteng ● KwaZulu-Natal ● Limpopo ● Mpumalanga ● North West ● Northern Cape ● Western Cape



Hospital admissions by hospital group

Group ● Clinix ● JMH ● Lenmed ● Life Healthcare ● Mediclinic ● Melomed ● Netcare ● NHN



Admissions by hospital group

Deaths by hospital group

