

Monday, October 03, 2022

NICD National COVID-19 Hospital Surveillance

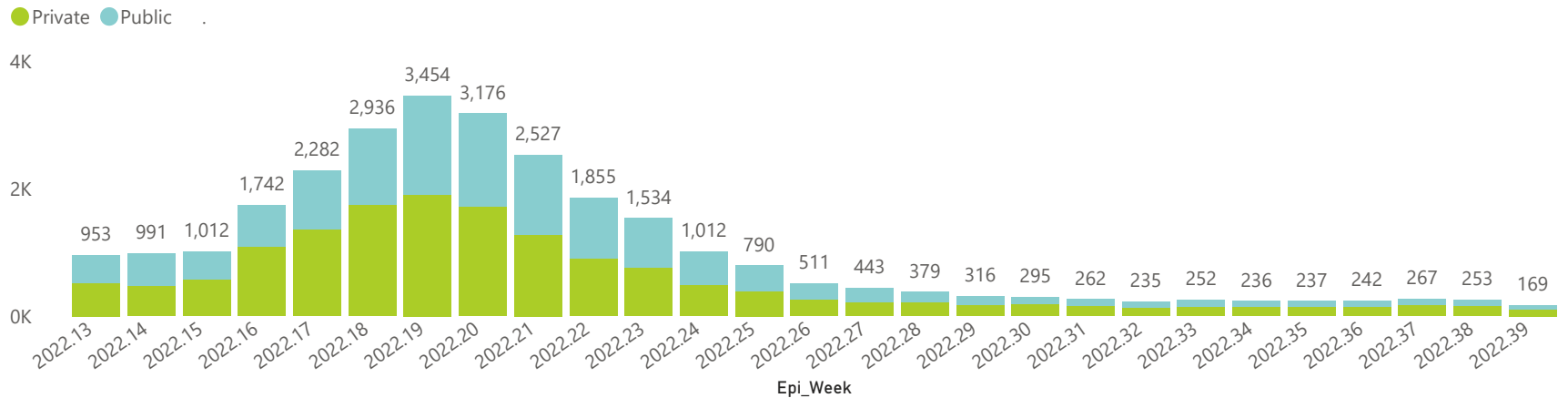
National



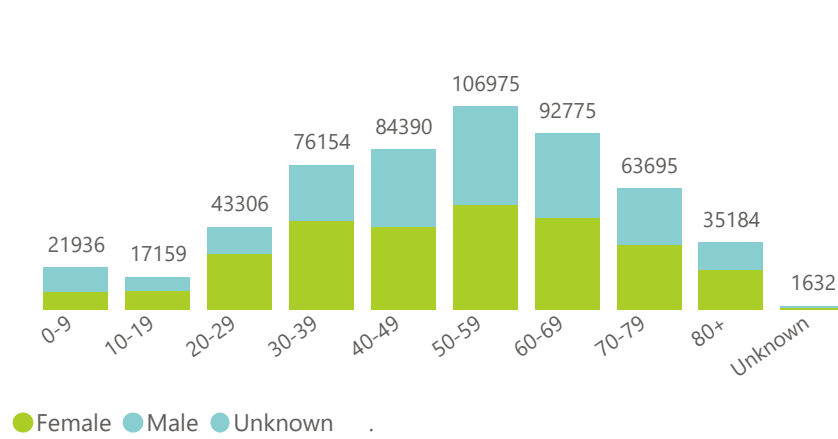
The number of reported admissions may change day-to-day as enrolled facilities back-capture historical data.
The Western Cape government has been unable to provide daily data on patients who are on oxygen or ventilated.
The data below refer to admitted patients who test positive for SARS-CoV-2 on PCR or antigen tests.



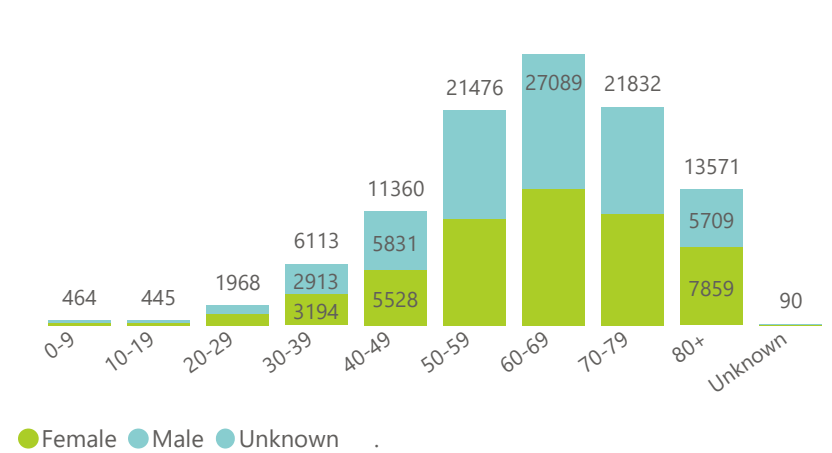
Hospital admissions of COVID-19 cases, by health sector, by epidemiological week



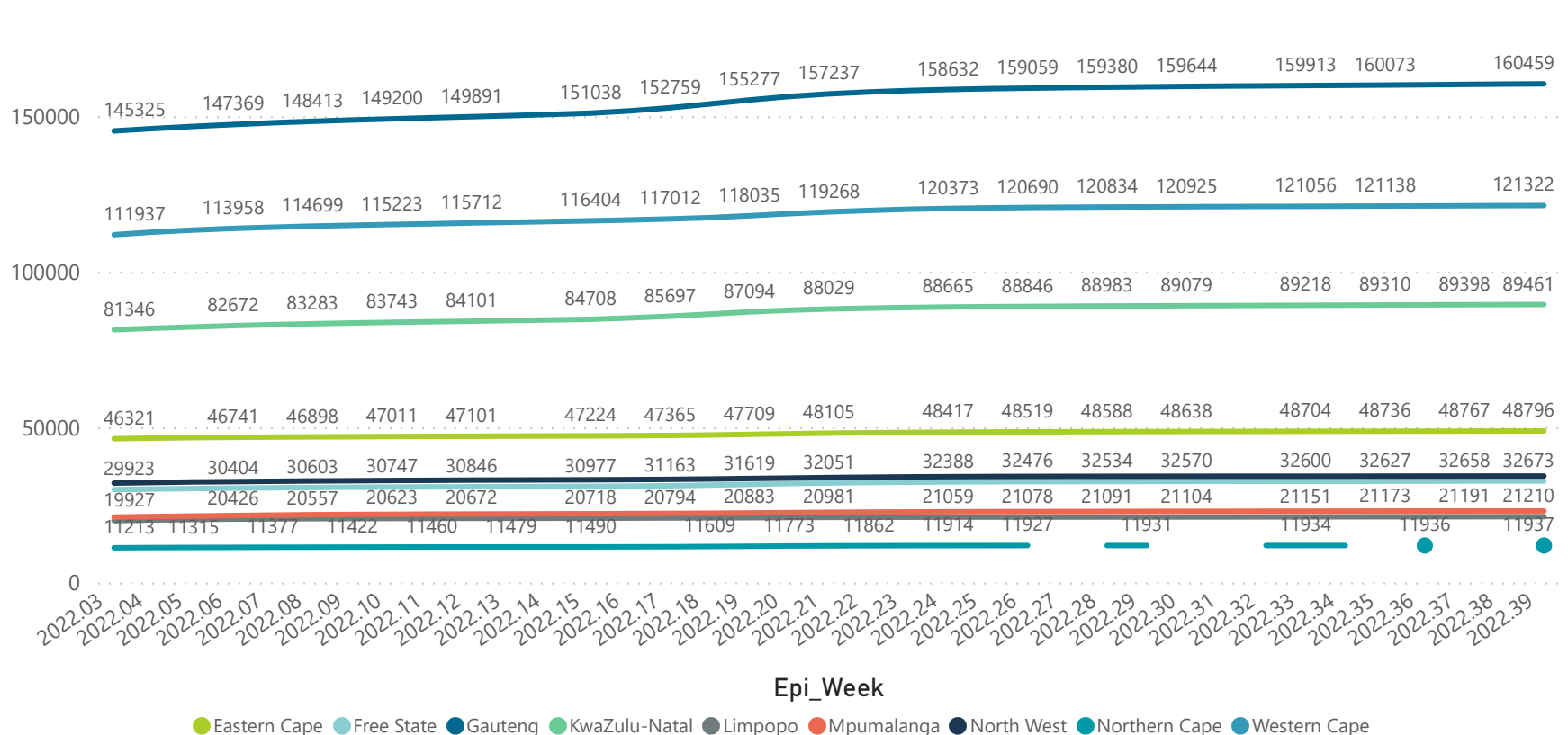
Admissions to date by age group and sex



Deaths to date by age group and sex



Cumulative reported admissions by province, by epidemiological week



Monday, October 03, 2022

NICD National COVID-19 Hospital Surveillance

National



The number of reported admissions may change day-to-day as enrolled facilities back-capture historical data.
The Western Cape government has been unable to provide daily data on patients who are on oxygen or ventilated.
The data below refer to admitted patients who test positive for SARS-CoV-2 on PCR or antigen tests.



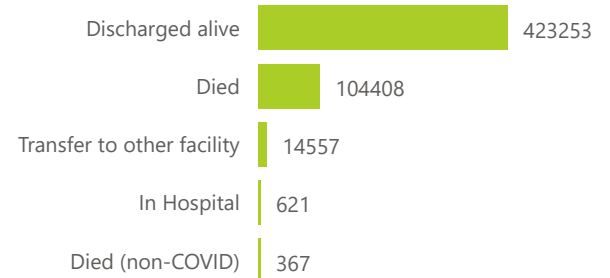
Ward of currently admitted patients



Interventions for currently admitted patients



Admissions to date by discharge type

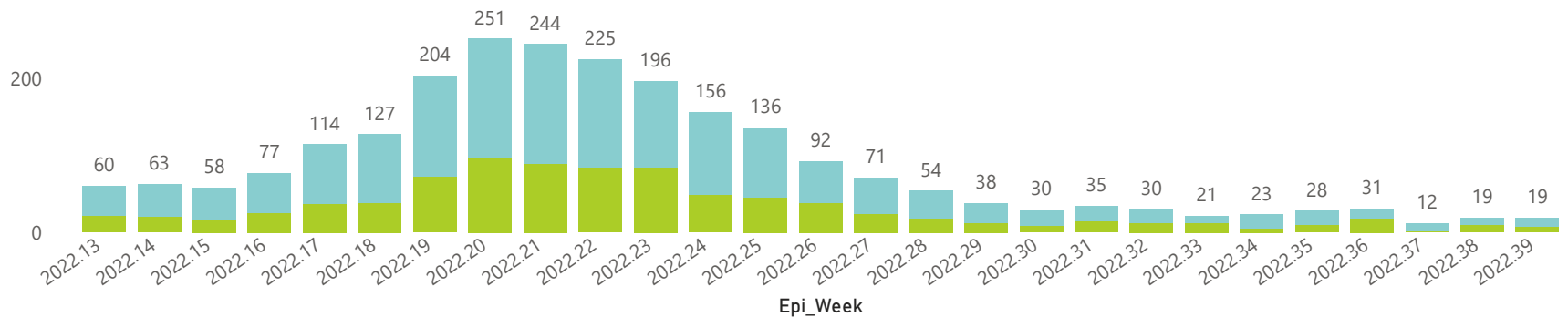


● General Ward ● High Care ● Intensive Care Unit

● Currently Oxygenated ● Currently Ventilated

Deaths by epidemiological week and sector

● Private ● Public



Summary of reported COVID-19 admissions by province, by sector

Province	Facilities Reporting	Admissions to Date	Died to Date	Discharged to date	Currently Admitted	Currently in ICU	Currently Ventilated	Currently Oxygenated	Admissions in Previous Day
Eastern Cape	104	48796	13305	33559	23	3	1	2	0
Private	18	15941	3405	12463	12	3	1	1	0
Public	86	32855	9900	21096	11	0	0	1	0
Free State	54	32673	6158	24283	27	0	0	4	0
Private	20	14925	2296	12443	13	0	0	2	0
Public	34	17748	3862	11840	14	0	0	2	0
Gauteng	138	160459	30674	126132	235	36	13	29	0
Private	99	91176	15169	75391	147	33	10	12	0
Public	39	69283	15505	50741	88	3	3	17	0
KwaZulu-Natal	118	89461	17602	68410	175	12	1	27	0
Private	47	46734	7422	38899	92	10	1	12	0
Public	71	42727	10180	29511	83	2	0	15	0
Limpopo	48	21210	5340	15246	11	1	1	3	0
Private	7	9382	1715	7523	3	0	0	0	0
Public	41	11828	3625	7723	8	1	1	3	0
Mpumalanga	40	23049	4928	17555	15	1	1	0	0
Private	9	12152	1708	10360	3	1	1	0	0
Public	31	10897	3220	7195	12	0	0	0	0
North West	30	34299	5017	27039	19	1	1	6	0
Private	13	13203	1789	10999	10	1	0	1	0
Public	17	21096	3228	16040	9	0	1	5	0
Northern Cape	35	11937	2462	8891	0	0	0	0	0
Private	6	5777	863	4659	0	0	0	0	0
Public	29	6160	1599	4232	0	0	0	0	0
Western Cape	102	121322	18922	102138	87	13	1	0	0
Private	43	42485	6357	35986	32	6	1	0	0
Public	59	78837	12565	66152	55	7	0	0	0
Total	669	543206	104408	423253	592	67	19	71	0

Monday, October 03, 2022

NICD National COVID-19 Hospital Surveillance

National



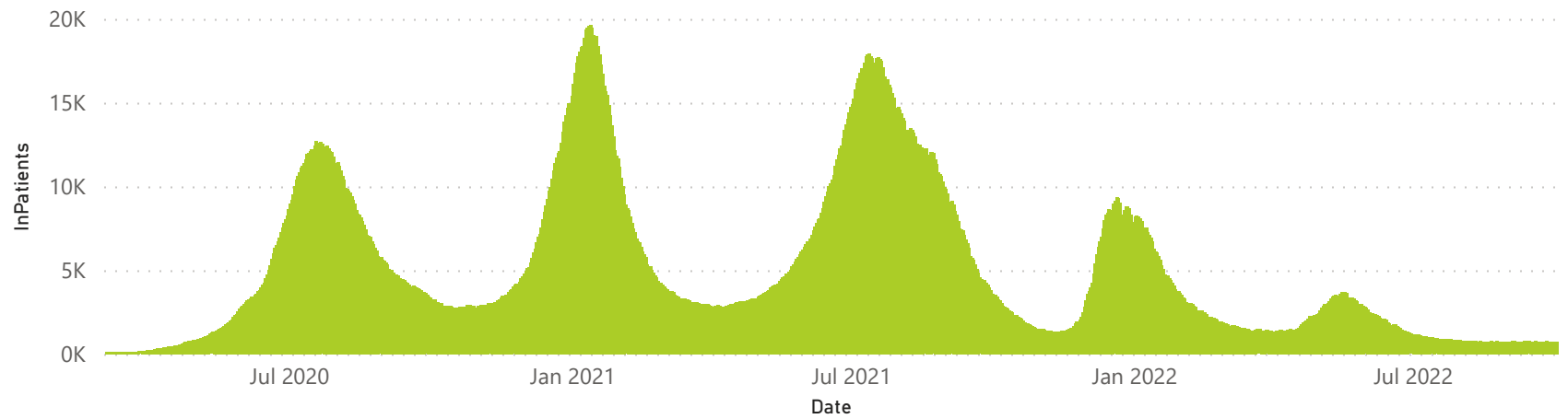
The number of reported admissions may change day-to-day as enrolled facilities back-capture historical data.
The Western Cape government has been unable to provide daily data on patients who are on oxygen or ventilated.
The data below refer to admitted patients who test positive for SARS-CoV-2 on PCR or antigen tests.



Summary of reported COVID-19 admissions by province, by sector

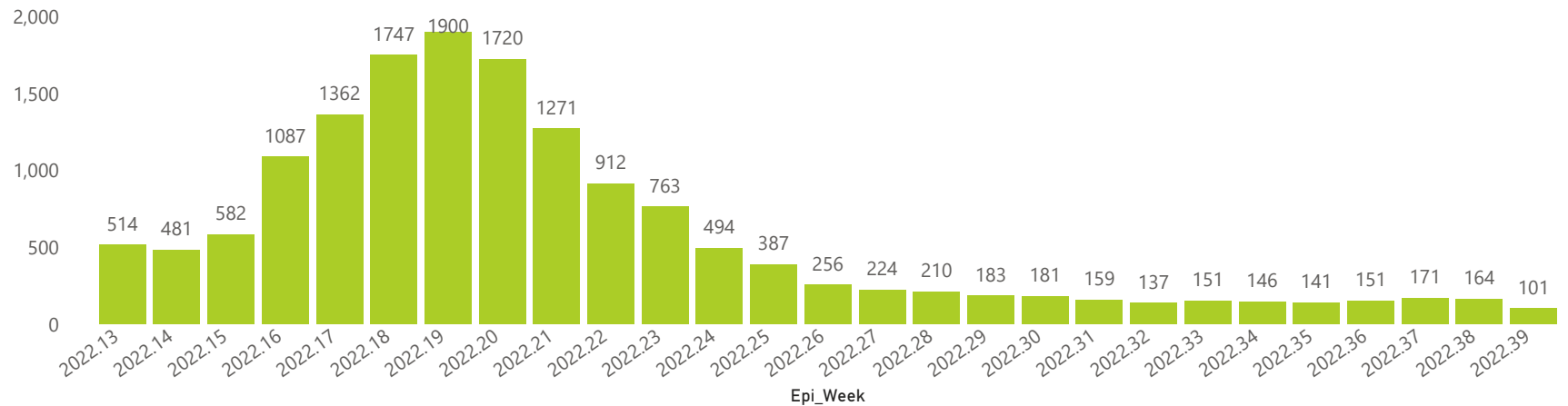
Sector	Facilities Reporting	Admissions to Date	Died to Date	Discharged to date	Currently Admitted	Currently in ICU	Currently Ventilated	Currently Oxygenated	Admissions in Previous Day
Private	262	251775	40724	208723	312	54	14	28	0
Public	407	291431	63684	214530	280	13	5	43	0
Total	669	543206	104408	423253	592	67	19	71	0

Daily current In-Patients over time

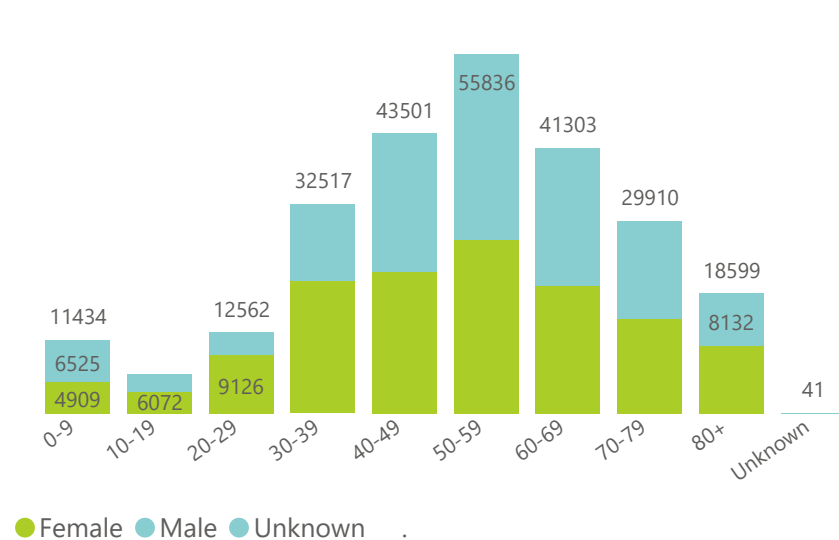


The number of reported admissions may change day-to-day as enrolled facilities back-capture historical data.
The data below refer to admitted patients who test positive for SARS-CoV-2 on PCR or antigen tests.

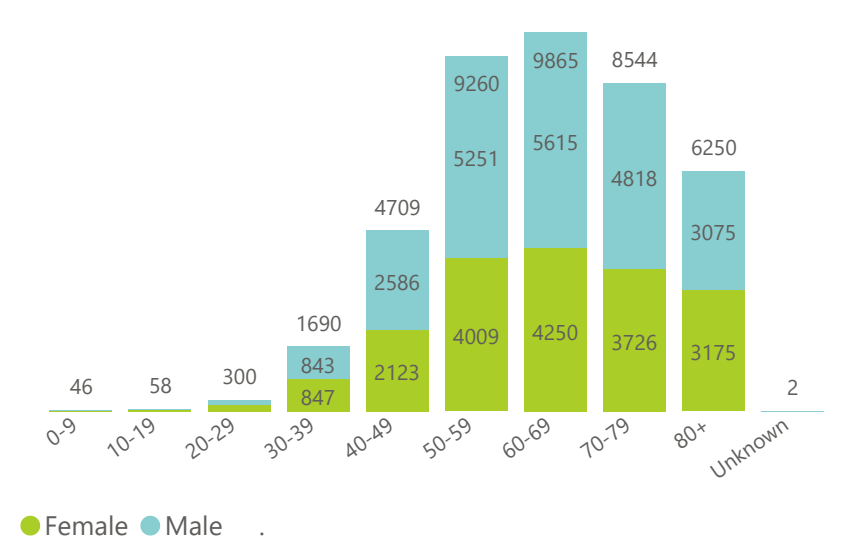
Hospital admissions of COVID-19 cases, by epidemiological week



Admissions to date by age group and sex



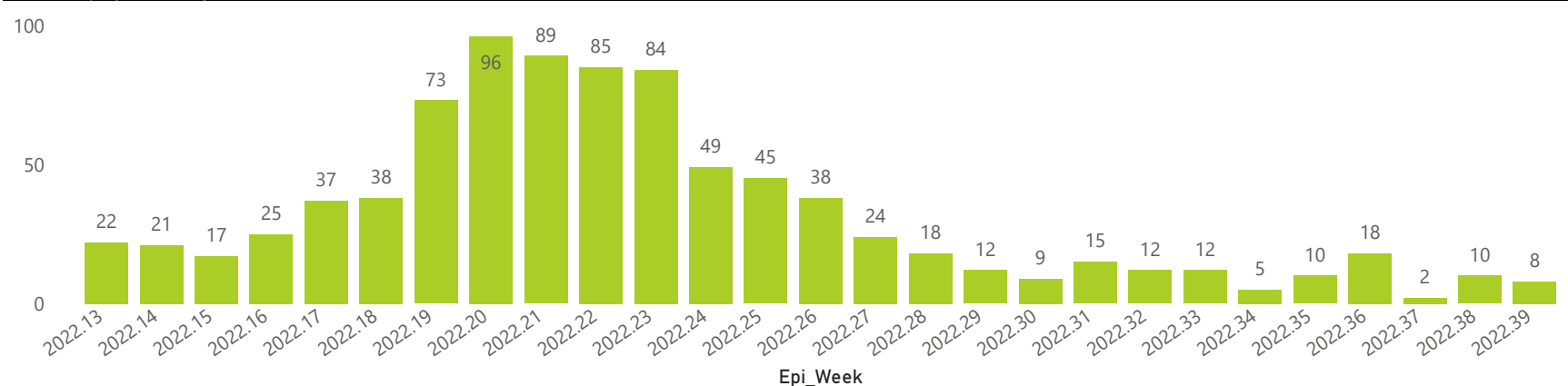
Deaths to date by age group and sex



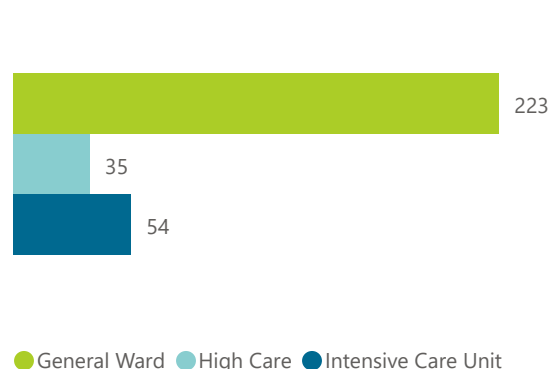
● Female ● Male ● Unknown

● Female ● Male

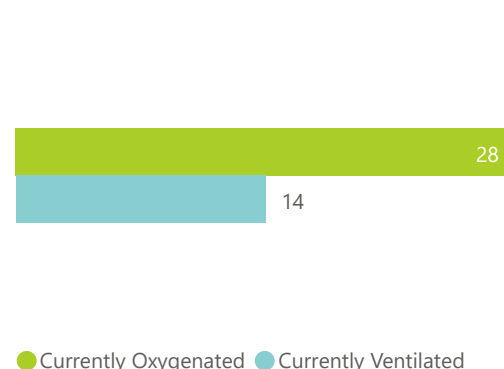
Deaths by epidemiological week



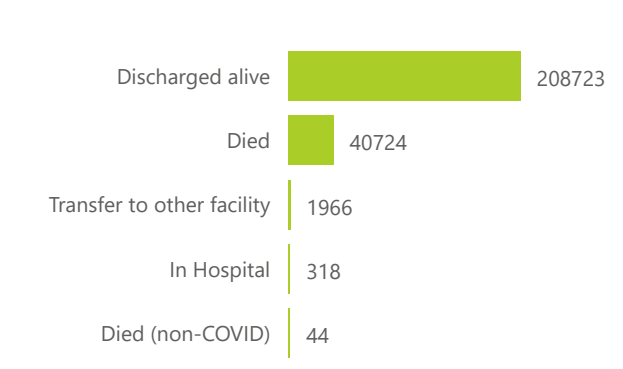
Ward of currently admitted patients



Interventions for currently admitted patients



Admissions to date by discharge type



● General Ward ● High Care ● Intensive Care Unit

● Currently Oxygenated ● Currently Ventilated

The number of reported admissions may change day-to-day as enrolled facilities back-capture historical data.
The data below refer to admitted patients who test positive for SARS-CoV-2 on PCR or antigen tests.

Summary of reported COVID-19 admissions by province

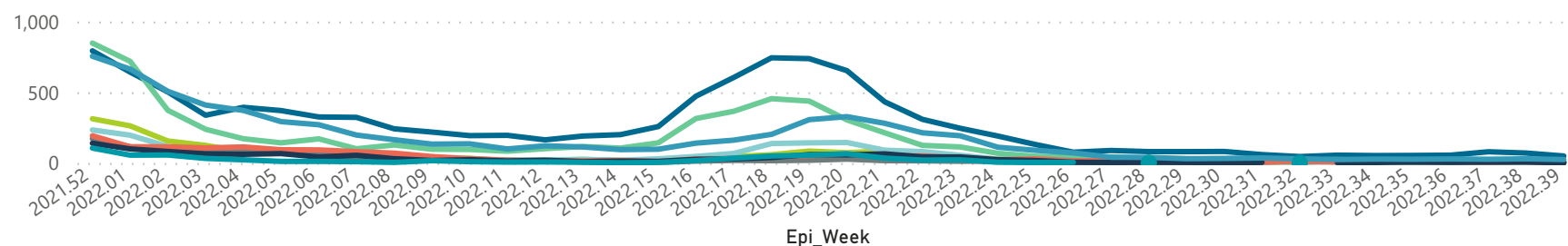
Province	Facilities Reporting	Admissions to Date	Died to Date	Discharged to date	Currently Admitted	Currently in ICU	Currently Ventilated	Currently Oxygenated	Admissions in Previous Day
Gauteng	99	91176	15169	75391	147	33	10	12	0
KwaZulu-Natal	47	46734	7422	38899	92	10	1	12	0
Western Cape	43	42485	6357	35986	32	6	1	0	0
Free State	20	14925	2296	12443	13	0	0	2	0
Eastern Cape	18	15941	3405	12463	12	3	1	1	0
North West	13	13203	1789	10999	10	1	0	1	0
Limpopo	7	9382	1715	7523	3	0	0	0	0
Mpumalanga	9	12152	1708	10360	3	1	1	0	0
Northern Cape	6	5777	863	4659	0	0	0	0	0
Total	262	251775	40724	208723	312	54	14	28	0

Summary of reported COVID-19 admissions by hospital group

Hospital_Group	Facilities Reporting	Admissions to Date	Died to Date	Discharged to date	Currently Admitted	Currently in ICU	Currently Ventilated	Currently Oxygenated	Admissions in Previous Day
NHN	69	25879	3720	21071	39	2	1	11	0
Netcare	63	67784	13280	54167	72	22	5	1	0
Life Healthcare	51	57835	8793	48955	42	9	2	5	0
Mediclinic	51	70059	10737	59131	52	7	2	2	0
Lenmed	10	12250	1569	10268	34	8	3	4	0
Clinix	8	4889	763	4055	36	2	0	0	0
Melomed	5	9930	1422	8482	8	2	0	0	0
JMH	4	2974	439	2436	25	2	1	5	0
Independent	1	175	1	158	4	0	0	0	0
Total	262	251775	40724	208723	312	54	14	28	0

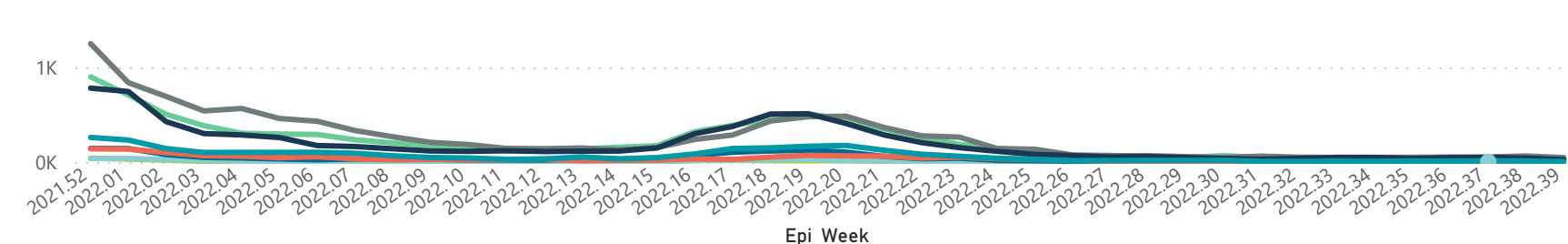
Hospital admissions by province

Province ● Eastern Cape ● Free State ● Gauteng ● KwaZulu-Natal ● Limpopo ● Mpumalanga ● North West ● Northern Cape ● Western Cape



Hospital admissions by hospital group

Group ● Clinix ● JMH ● Lenmed ● Life Healthcare ● Mediclinic ● Melomed ● Netcare ● NHN



Admissions by hospital group

Deaths by hospital group

